


SITORAN TECHNOLOGY EMPRESAS

CATALOGO

ACCESORIOS INOX





















WALDES















W
I
L
D
E
S

















































W
I
L
D
E
S

Picture index

Group A						Shackles & swivels	Grilletes y Grilletes giratorios Manilles et Emerillons	Item no.	Page
						S360CP S360LK S360C S360B S360CI S370CP	02		
						S3611 S2711 S3611BB S2711BB S362CP S362LK	03 04		
						S380CP S360WO S360BWN S361 S361B S361R	05 06		
						S365L S365DLK S364LK S2482 S24821 S2483	07 08		
						S2478 S2464 S2479 S018 S0181 S01811	09 10		
						S0182 S01821 S3062/E1 S3062/E2 S3062W	11		

Group B					Thimbles & clips	Guardacabos y Sujetacables Protections cables et Supports cables	Item no.	Page
						S235 SF411 SF414 S234 S236	12 13	

Group B		Thimbles & clips				Guardacabos y Sujetacables Protections cables et Supports cables		Item no.	Page
						S741 S262 S261 S260 SF513 SF514	14		
						S263 SF511 SF512 SF518 SF516 SF517	15		

Group C		Turnbuckles & terminals				Tensores y terminales Tendeurs et terminaux		Item no.	Page
						S311EE S311HE S311HH	16		
						S311JJ S311JE S1480EE	17		
						S311FC/EE S311FC/HH S311FC/EH S311FC/JJ S311FC/JE	18		
						S311FC/EE S311FC/HH S311FC/EH S311FC/JJ S311FC/JE	19		
						S311J/EH S311KR/EE S311FS S311DL	20		
						SF312P SF312/7 SF3127P	21		
						S312/5 S3125 S3125/7	22		
						SF3121P SF3121/7 S3121/5	23		
						SF3122P S312P/4 S3125P/4	24		
						SF7803 SF7803M S7805 S7805D	25		
						SF7802 SF7801 SF7804	26		
						S811 S812	27		

Group C		Turnbuckles & terminals				Tensores y terminales Tendeurs et terminaux		Item no.	Page
						S814	27		
						SH001R(L) SH002R(L) SH003 SH004R(L)	28		
						SH005			
						SH006R(L) SH007R(L) SH008R(L)	29		
						SF8282 MK003 MK004			
						MK007 MK008 MK009	30		
						SF312PBD SH009			
						BF312M/JR(JL) B3125/R(L) SF78021/R(L) SF78021N/R(L)	31		
						BF311ER(L) BF311NER(L) BF311HR(L) BF311N/HR(L)	32		
						SF312PBD SH009 BF312P/JR(JL) BF312PN/JR(JL)			
						SF312M/JR(JL) B3125/R(L) SF78021/R(L) SF78021N/R(L) BF311ER(L) BF311NER(L) BF311HR(L) BF311N/HR(L)	33		
						S3400			

Group D		Hooks & snaps				Ganchos y Mosquetones Crochets et Mousquetons		Item no.	Page
						S330 S331X S323H S325X	34		
						S4322 S2311			
						S2432 S247A S247H S890HP	35		
						S2450 S2454			
						S2451 S2452 S2453 S2455 S2455L	36		
						S2456			
						S2461 S2460 S2462 S2463 S2464 S2465	37		
						S2461			
						S2460 S2462 S2463 S2464 S2465	38		








































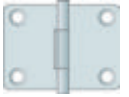







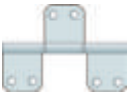

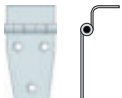
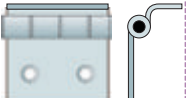















Group D		Hooks & snaps				Ganchos y Mosquetones Crochets et Mousquetons		Item no.	Page
						S2470 S2471 SF2430 SF24301 SF24302 S24303	39		
						S24303 S249 S251 S225 S161/162/163 S231/232/245 S5013	40		
						S5015 S3142/S333 S3143/S334 SF880 SF268 SF875	41		
						S2831 S2831X S5359 S5341 S5373 S7350	43		
						S2831 S2831X S5359 S5341 S5373 S7350 S7350W S7360 S7360P S4293 S4293W A001	44		
						A001 A002 A003 A004 A005 A006 A007	45		
						A006 A007 A008 A009	46		
							47		

Group E		Screws & nuts				Tornillos y Tuercas Vis et écrous		Item no.	Page
						S580 S582 S1168 S1169 S80704 S582L	48		
						S1168 S1169 S80704 S582L	49		
							50		

Group E		Screws & nuts				Tornillos y Tuercas Vis et écrous	Item no. Page
						S1169L SF3191	51
						SF319 S277	52
						S279 S291	53
						S307 DIN444	54
						S3193 DIN444FT SF318	55
						S3194 SF3182	56
						S3192 S3291	57
						S329 S328R(L)	58
						DIN931 DIN933 DIN912 DIN7991 DIN975 DIN603	59
						DIN938/939 DIN965 DIN7985 DIN7981 DIN7982 DIN571	60
						DIN913/914 DIN915/916 DIN94 DIN1444	61
						MK001 MK002 DIN934	62
						DIN315 DIN316 S80701 S31501 S4600	63
						DIN125 DIN127 DIN982/985 DIN6923 DIN557 MK005	64
							65

Group E		Screws & nuts				Tornillos, Tuercas y Prensa cables Vis , Ecrus et pince a cables		Item no.	Page
						MK006	65		
						SH010			
						SH011			
						A014	66		
						T001			
						T002			
						A015	67		
						A016			
						A017			
						A018	68		
						A014C			
						A016C			
						A017C			
							69		
						SF4130			
						SF413			
						SF4131			
						SF4132			
Group F		Rings & eye plates				Anillas y Placas con Argolla Anneaux et plaques avec oeils		Item no.	Page
						SF317	70		
						SF3171			
						SF3250	71		
						SF32501			
						SF3252			
						SF3251	72		
						SF3250			
						SF3251			
						SF32502			
						SF3252	73		
						SF3251			
						SF32502			
						S32503	74		
						SF4900			
						SF4901			
						SF4902			
						SF4903	75		
						SF321			
						SF321C			
						SF320	76		
						SF3216			
						SF3206			
						SF3212			
						SF3212C	77		
						SF3202			
						SF3212H			
						SF3214	78		
						SF3214H			
						SF3204			
						SF3214H			
						SF3215	77		
						SF3205			
						SF3211			
						SF3211C	78		
						SF3201			
						SF3221			

Group F		Rings & eye plates	Anillas y Placas con Argolla Anneaux et plaques avec oeils			Item no.	Page
						SF3217 SF322	78
						SF3222 SF322C S10 S11 S661	79
							
Group G		Blocks	Poleas Poulies			Item no.	Page
						S3100 S314 S314A S315 S315A	80
						S313-E1	
						S3141 S3141/A S3151 S3151/A	81
Group H		Cleats	Cornamusas Fixations			Item no.	Page
						S508 S508H S507 S505	82
						S5091 S5092	83
						S301 S5093 S5094 S4015	84
						S4016 S4017	85
						A010 S506 S5061 S5062	86
						S5063 A011 A012	87
							

Group I	Hinges & fasteners		Bisagras y Cierres rapidos Charnières et Fermetures rapides				Page: 88~93
							
							
							
							
							
							
							
							
							
							






















Group J

Deck mounts

Soportes de la cubierta
Supports de pont

Page: 94~101


Group K	Anchors, flag poles & chains					Anclas, Soportes y Cadenas Ancres, Support de pavillon et Chaines	Item no.	Page
 S4300	 S4100	 S4200	 S4400	 S4401	 S4402	S4300 S4100 S4200 S4400	102	
						S4401 S4402 S4403 S4404		
 S4403	 S4404	 S4500	 S4501	 S4502	 S4503	S4500 S4501 S4502 S4503	104	
						S4510 S4511 S4512 S4513		
 S4510	 S4511	 S4512	 S4513	 S6602	 S6601	S6602 S6601	105	
 S4520	 S6600					DIN763 standard DIN766 standard Japanese standard		
						Link chain S4520 S6600	106~107	

Group L	Hose clamps					Abrazaderas Colliers de serrage	Item no.	Page
 H001	 H002	 H003	 H004	 H005	 H006	H001 H002	108	
						H003 H004		
 H007	 H008	 H009	 H010	 H011	 H012	H005 H006 H007	111	
						H008 H009 H010		
						H011 H012	112	
							113	
							114	
							115	


Shackles and swivels


Grilletes y rótulas

Manilles et émerillons

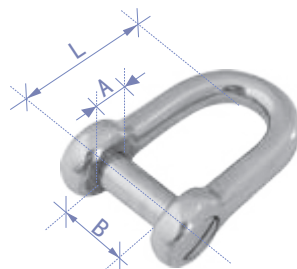


● **S360CP**


 S360CP	D shackle (collar pin)	Grilletes (Alfiler) Manille en D à broche		
SIZE(mm)	φA(mm)	B(mm)	L(mm)	B.L.(kgs)
3	3	8	12	400
4	4	8	16	550
5	5	10	20	1000
6	6	12	24	1700
7	7	14	28	2000
8	8	16	32	2800
9	9	18	36	3500
10	10	20	40	4500
12	12	24	48	6000
13	13	26	52	6500
14	14	28	56	7000
16	16	32	64	10000
19	19	38	76	15000
22	22	44	88	19000
25	25	50	100	23000
28	28	56	112	26000
32	32	64	128	38000



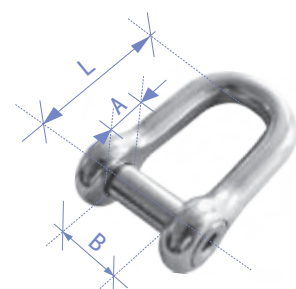
D shackle (locking pin)
● **S360LK**



D shackle (oval sink pin)
● **S360C**



D shackle (square head pin)
● **S360B**



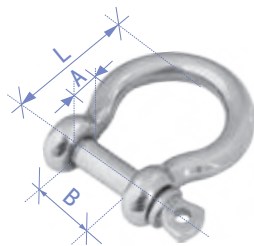
D shackle (hexagonal sink pin)
● **S360CI**

S370CP Bow shackle (collar pin)			Grilletes de Arco Manille à broche	
SIZE(mm)	φA(mm)	B(mm)	L(mm)	B.L.(kgs)
3	3	8	16.50	400
4	4	8	20.00	550
5	5	10	25.50	1200
6	6	12	30.00	1700
8	8	16	41.00	2500
10	10	20	51.00	4500
12	12	24	61.00	6000
13	13	26	66.50	6500
14	14	28	70.00	7000
16	16	32	82.00	10000
19	19	38	97.00	15000
22	22	44	110.00	19000
25	25	50	125.00	23000
28	28	56	140.00	26000
32	32	64	160.00	38000


locking pin, oval sink pin, square head pin are available

S3611 Oversize chain shackle			Grilletes para cadenas especiales Manille à broche pour grosses chaines	
SIZE(inch)	φA(mm)	B(mm)	L(mm)	B.L.(kgs)
3/16"	6.25	9.52	22	1250
1/4"	7.80	11.90	26	2400
5/16"	9.40	13.50	30	4100
3/8"	11.00	15.90	37	4900
7/16"	12.50	20.60	44	7300
1/2"	15.70	20.60	50	9900
5/8"	19.00	27.00	60	13000
3/4"	22.20	30.20	70	18000
7/8"	25.40	38.10	85	20000
1"	28.50	41.30	97	23000


S2711 Oversize anchor shackle			Grilletes para gran anclaje Manille surdimensionnée pour ancre	
SIZE(inch)	φA(mm)	B(mm)	L(mm)	B.L.(kgs)
3/16"	6.25	9.52	25.40	1500
1/4"	7.80	11.90	31.00	2200
5/16"	9.40	13.50	36.50	3000
3/8"	11.00	15.90	42.00	4800
7/16"	12.50	20.60	49.20	7000
1/2"	15.70	20.60	55.60	8700
5/8"	19.00	27.00	68.30	12000
3/4"	22.20	30.20	84.10	16000
7/8"	25.40	38.10	100.00	19000
1"	28.50	41.30	112.70	28000



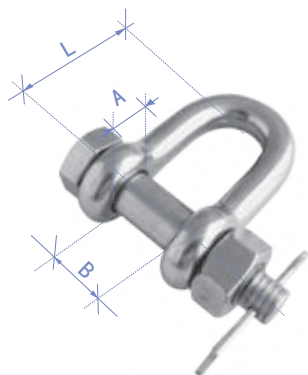
Bow shackle (collar pin)
● S370CP



Oversize chain shackle
● S3611

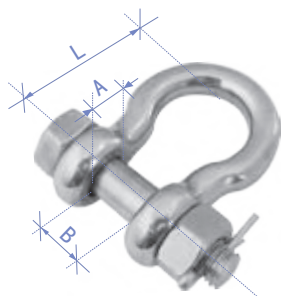


Oversize anchor shackle
● S2711



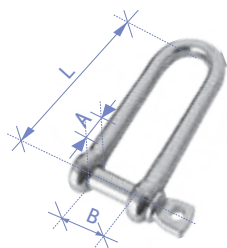
● S3611BB

S3611BB		Oversize chain shackle (nut and cotter p)	Grilletes para cadenas especiales Manille surdimensionnée pour chaînes	
SIZE(inch)	φA(mm)	B(mm)	L(mm)	B.L.(kgs)
3/16"	6.35	9.52	22	1250
1/4"	7.93	11.90	26	2400
5/16"	9.52	13.50	30	4100
3/8"	11.11	15.90	37	4900
7/16"	12.70	20.60	44	7300
1/2"	15.87	20.60	50	9900
5/8"	19.05	27.00	60	13000
3/4"	22.22	30.20	70	18000
7/8"	25.40	38.10	85	20000
1"	28.57	41.30	97	23000



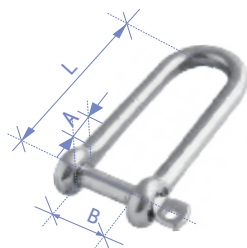
● S2711BB

S2711BB		Oversize anchor shackle (Nut and cotter pfn)	Grilletes gran anclaje (con tuerca y pasador)	Manille surdimensionnée pour ancre (avec écrou et goupille fendue)
SIZE(inch)	φA(mm)	B(mm)	L(mm)	B.L.(kgs)
3/16"	6.35	9.52	25.40	1500
1/4"	7.93	11.90	31.00	2200
5/16"	9.52	13.50	36.50	3000
3/8"	11.11	15.90	42.00	4800
7/16"	12.70	20.60	49.20	7000
1/2"	15.87	20.60	55.60	8700
5/8"	19.05	27.00	68.30	12000
3/4"	22.22	30.20	84.10	16000
7/8"	25.40	38.10	100.00	19000
1"	28.57	41.30	112.70	28000



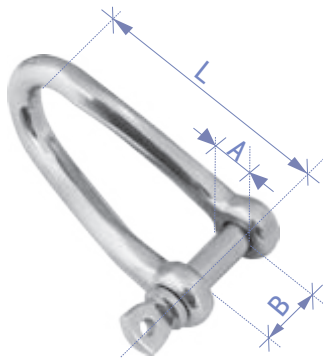
● S362CP

S362CP		Long D shackle (collar pin)	Grillete Arco largo (Alfiler)	Manille en D longue à broche
SIZE(mm)	φA(mm)	B(mm)	L(mm)	B.L.(kgs)
4	4	8	32	500
5	5	10	40	1000
6	6	12	48	1700
8	8	16	64	2500
10	10	20	80	3500
12	12	24	96	5400




● S362LK

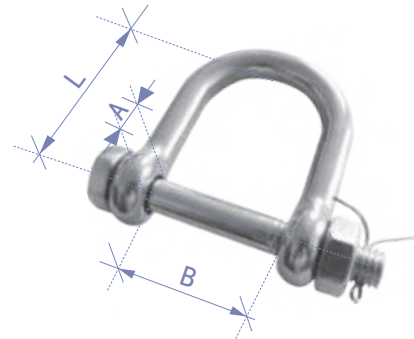
S362LK		Long D shackle (locking pin)	Grillete Arco largo con pasador de seguridad	Manille en D longue avec goupille de verrouillage
SIZE(mm)	φA(mm)	B(mm)	L(mm)	B.L.(kgs)
4	4.40	8	32	500
5	4.40	10	40	1000
6	5.25	12	48	1700
8	7.10	16	64	2500
10	8.90	20	80	3500
12	10.70	24	96	5400




● **S380CP**





● **S360WO**

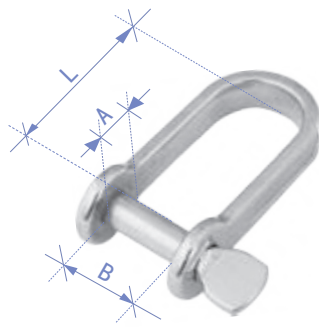


● **S360BWN**

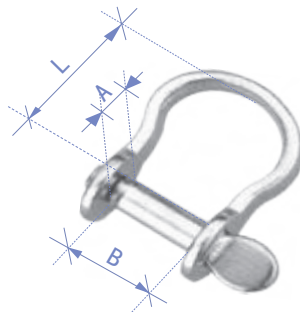
 S380CP	Twist shackle (collar pin)	Grillete girado (Alfiler) Manille twistée avec broche		
SIZE(mm)	ϕA (mm)	B(mm)	L(mm)	B.L.(kgs)
4	4	8	24	665
5	5	10	30	1100
6	6	12	36	1600
8	8	16	44	2800
10	10	20	51	4600
12	12	24	66	6000

 S360WO	Wide D shackle	Grilletes D amplia Large Manille en D		
SIZE(mm)	ϕA (mm)	B(mm)	L(mm)	B.L.(kgs)
5	5	25	22.5	750
6	6	24	36.0	1350
8	8	28	35.0	2500
10	10	40	60.0	3350
12	12	48	72.0	4000

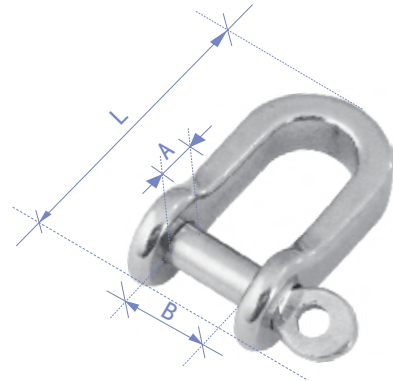
 S360BWN	Wide D shackle (nut and cotter pin)	Grilletes D amplia (Tuerca y pasador) Large Manille en D (avec écrou et goupille fendue)		
SIZE(mm)	ϕA (mm)	B(mm)	L(mm)	B.L.(kgs)
9	8	36	50.0	2800
12	12	55	60.0	4000




● S361





● S361B

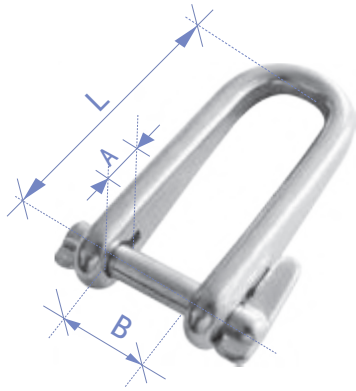


● S361R

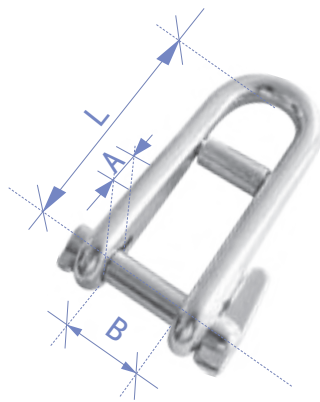
 S361 Stamped D shackle		Grilletes estampado Manille arceau en D martellée		
SIZE(mm)	φA (mm)	B(mm)	L(mm)	B.L.(kgs)
4	4	10	15	600
5	5	12	18	950
5	5	12	24	950
5	5	11	25	950
5	5	15	34	950
6	6	15	25	1600
6	6	16	48	1600
8	8	18	30	2600
8	8	20	44	2600

 S361B Stamped bow shackle		Grilletes estampado Manille type étrier martellée		
SIZE(mm)	φA (mm)	B(mm)	L(mm)	B.L.(kgs)
6	6	16	24	1600
8	8	18	29	2600
8	8	20	41	2600

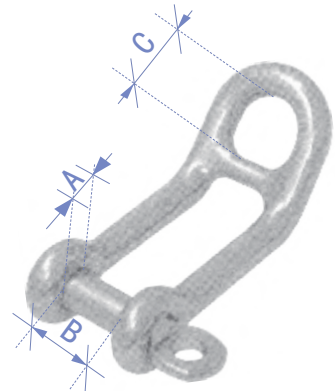
 S361R Light D shackle		Grilletes arco reforzado Manille arceau en D brillante		
SIZE(mm)	φA (mm)	B(mm)	L(mm)	B.L.(kgs)
5	5	12	31.2	950
6	6	13	37.0	1500
8	8	18	46.5	2600



● **S365LK**



● **S365DLK**

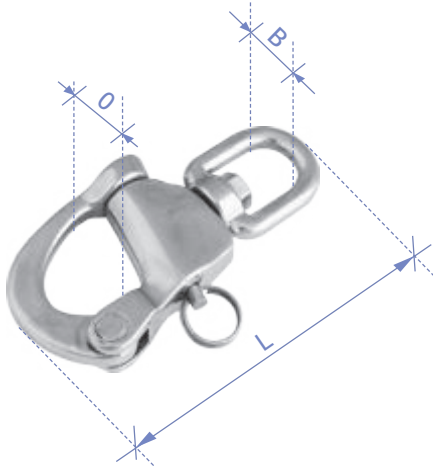


● **S364LK**

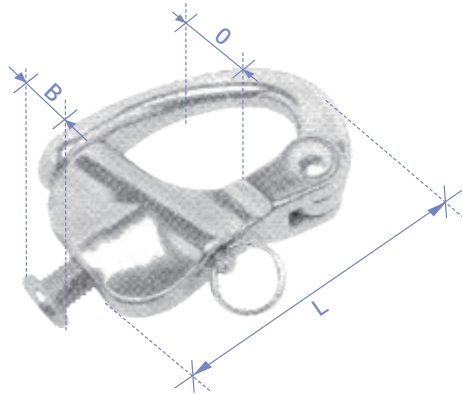
	S365LK	Halyard shackle (locking pin)	Grilletes para cabo con pasador de seguridad Manilles rapides pour cables avec broche de sécurité		
	SIZE(mm)	φA(mm)	B(mm)	L(mm)	B.L.(kgs)
	5	5	13	40.5	1000
	6	6	16	46.0	1600
	8	8	22	64.0	2250

	S365DLK	Halyard shackle (locking pin and cross bar)	Grilletes para cabo con barra de cruz y con pasador de seguridad Manilles de drisse verrouillage de la broche et barre croisée)		
	SIZE(mm)	φA(mm)	B(mm)	L(mm)	B.L.(kgs)
	5	5	13	40.5	1000
	6	6	16	46.0	1600
	8	8	22	64.0	2250

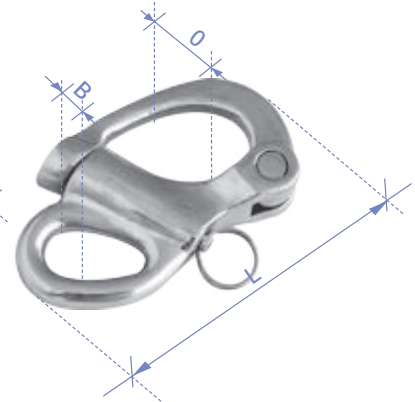
	S364LK	Headboard shackle (locking pin and cross bar)	Grilletes de cabecera con barra de cruz y con pasador de seguridad Manilles arceau de drisse verrouillage de la broche et barre croisée)		
	SIZE(mm)	φA(mm)	B(mm)	C(mm)	B.L.(kgs)
	6	7.1	12	11.25	1900
	8	8.9	16	15.00	3700
	10	10.7	20	18.75	5200
	12	12.4	24	22.50	6500




● S2482





● S24821

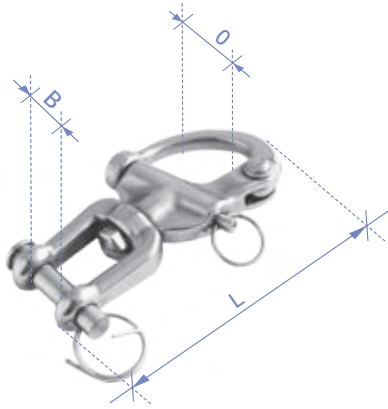


● S2483

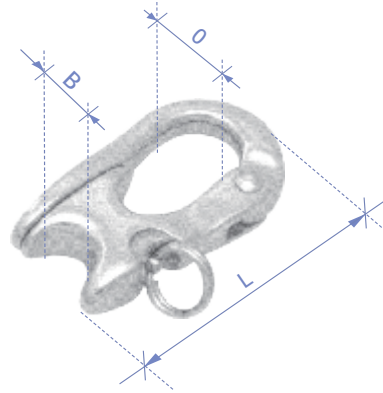
 S2482		Snap shackle (swivel eye)		Grilletes de golpe arco giratorio Manille rapide à oeil pivotant	
SIZE	B(mm)	L(mm)	O(mm)	B.L.(kgs)	
1	12	67	14	1100	
2	16	87	20	2000	
3	22	126	27	3500	

 S24821		Snap shackle head		Grilletes de golpe Manille rapide de tête	
SIZE	B(mm)	L(mm)	O(mm)	B.L.(kgs)	
1	10	42	14	1100	
2	12	54	20	2000	
3	15	76	27	3500	

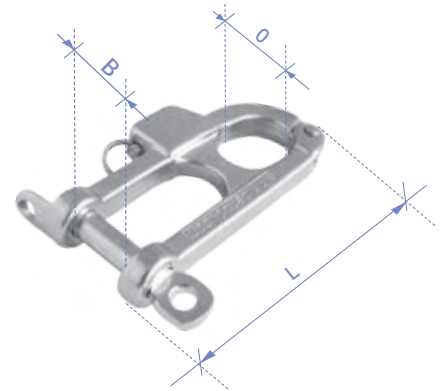
 S2483		Fixed snap shackle		Grilletes de golpe fijo Manille rapide à oeil fixe	
SIZE	B(mm)	L(mm)	O(mm)	B.L.(kgs)	
0	6.5	32	9	400	
1	16.0	56	12	1100	
2	21.0	70	19	2000	
3	21.0	102	25	3500	




● **S2478**





● **S2464**

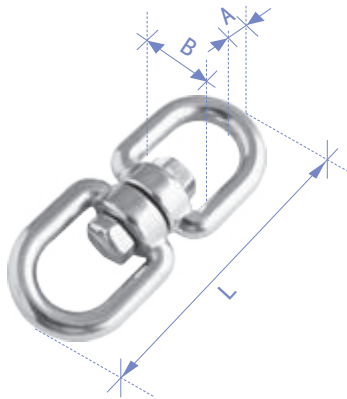


● **S2479**

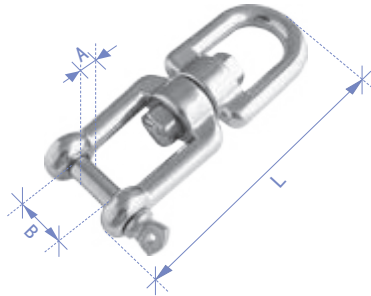
 S2478		Snap shackle (swivel jaw)		Grilletes de golpe arco giratorio Manille rapide (machoire pivotante)	
SIZE	B(mm)	L(mm)	O(mm)	B.L.(kgs)	
1	13	70	14	1100	
2	13	87	20	2000	
3	22	127	27	3500	

 S2464		Snap shackle		Grilletes de golpe Manille rapide	
SIZE	B(mm)	L(mm)	O(mm)	B.L.(kgs)	
52	12	52	10	830	
66	15	66	14	1850	
96	25	96	18	3500	

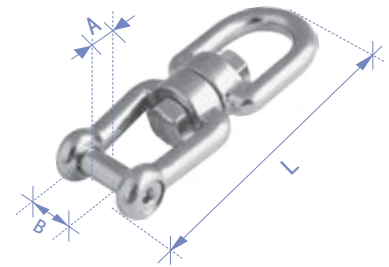
 S2479		Snap shackle (fix jaw)		Grilletes de golpe arco fixe Manille rapide (machoire fixe)	
SIZE	B(mm)	L(mm)	O(mm)	B.L.(kgs)	
1	17	59	16		
3	21	100	21		



● S018



● S0181




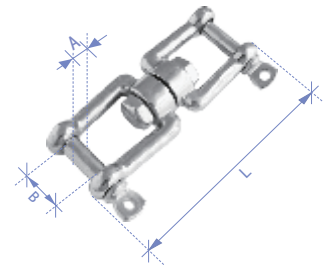
● S01811

S018		Swivel (eye and eye)		Giratorio (Ojo - Ojo) Emerillon (oeil et oeil)	
SIZE(mm)	φA (mm)	B(mm)	L(mm)	B.L.(kgs)	
4	4	11.0	50	450	
5	5	13.0	59	650	
6	6	14.7	66	1200	
8	8	20.5	94	1900	
9	9	22.0	102	3000	
10	10	24.0	118	3500	
13	13	31.0	152	5000	
16	16	38.0	188	8500	
19	19	42.0	223	10000	
22	22	47.0	240	11500	
25	25	63.0	294	13000	

S0181		Swivel (eye and jaw)		Giratorio (Ojo - Mordaza) Emerillon (oeil et machoire)	
SIZE(mm)	φA (mm)	B(mm)	L(mm)	B.L.(kgs)	
6	6	12	66	1200	
8	8	16	94	1900	
10	10	20	118	3500	
13	13	26	152	5000	
16	16	32	188	8500	
19	19	38	223	10000	

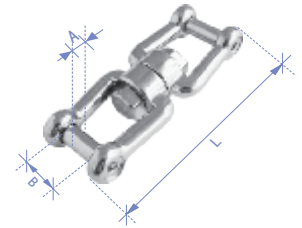
S01811		Swivel (eye and jaw with internal hexagon pin)		Giratorio (Ojo - Mordaza con perno hexagonal) Emerillon (oeil et machoire avec broche interne hexagonale)	
SIZE(mm)	φA (mm)	B(mm)	L(mm)	B.L.(kgs)	
6	6	12	66	1200	
8	8	16	94	1900	
10	10	20	118	3500	
13	13	26	152	5000	
16	16	32	188	8500	
19	19	38	223	10000	

 S0182 Swivel (jaw and jaw)		Giratorio (Mordaza - Mordaza) Emerillon (Double oeil)		
SIZE(mm)	φA(mm)	B(mm)	L(mm)	B.L.(kgs)
6	6	12	66	1200
8	8	16	94	1900
10	10	20	118	3500
13	13	26	152	5000
16	16	32	188	8500
19	19	38	223	10000




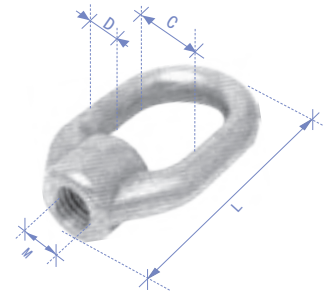
● **S0182**

 S01821 Swivel (jaw and jaw with internal hexagon pin)		Giratorio (Mordaza - Mordaza con perno hexagonal) Emerillon (double machoires avec broche interne hexagonale)		
SIZE(mm)	φA(mm)	B(mm)	L(mm)	B.L.(kgs)
6	6	12	66	1200
8	8	16	94	1900
10	10	20	118	3500
13	13	26	152	5000
16	16	32	188	8500
19	19	38	223	10000




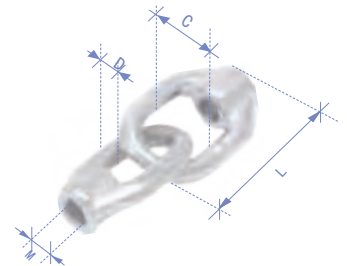
● **S01821**

 S3062/E1 Swivel screw		Tuerca Ecrou		
SIZE(mm/inch)	C(mm)	φD(mm)	L(mm)	M(thread)
8	15	6.5	37.5	M8
5/16"UNF	15	6.5	37.5	5/16"UNF




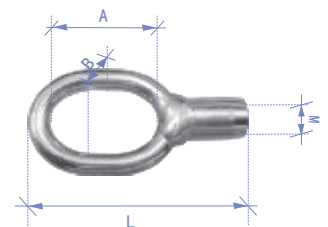
● **S3062/E1**

 S3062/E2 Swivel cross screw		Tuercas cruzadas Ecrous croisés		
SIZE(mm/inch)	C(mm)	φD(mm)	L(mm)	M(thread)
8	15	6.5	37.5	M8
5/16"UNF	15	6.5	37.5	5/16"UNF



● **S3062/E2**

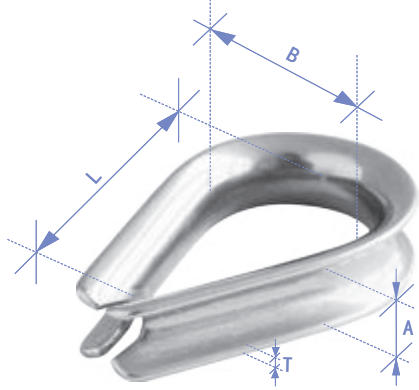
 S3062W Swivel screw		Tuerca Ecrou		
SIZE(mm)	A(mm)	B(mm)	L(mm)	M(thread)
8	27	15.5	54.5	M8



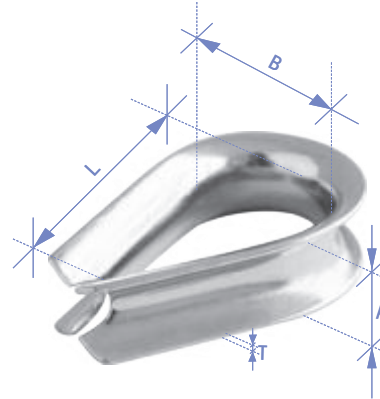
● **S3062W**

Thimbles & clips

Guardacabos & sujetacables
Protège cables & fixations



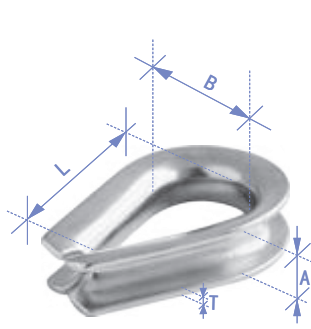
● **S235**



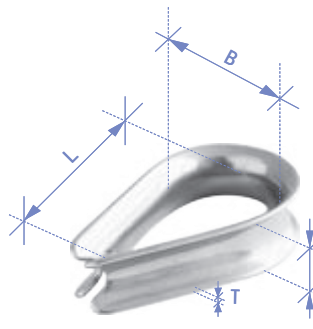
● **SF411**

S235 Commercial thimble italian type	Guardacabos estilo italiano Protège cable type italien				
SIZE(mm)	A(mm)	B(mm)	L(mm)	T(mm)	DiaφCable(mm)
2	2	7	10	1	2
2.5	2.5	8	14	1	2.5
3	3	10	17	1	3
4	4	11	18	1	4
5	5.6	13	20	1.2	5
6	6.5	15	25	1.2	6
8	9	18	33	1.5	8
10	11	23	41	2	10
12	14	27	48	2	12
14	15	34	53	2.5	14
16	17	36	57	3	16
18	19	40	67	3	18
20	22	45	75	4	20
22	24	52	84	4	22
24	26	56	96	5	24
28	30	65	115	6	28
32	34	82	144	6	32
36	40	94	170	6	36

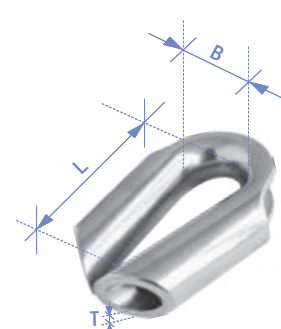
SF411 Standard thimble U.S. type G411	Guardacabos tipo americano Protège cable type americain				
SIZE(inch)	A(inch)	B(inch)	L(inch)	T(inch)	DiaφCable(inch)
1/8"	0.16"	0.69"	1.31"	0.05"	1/8"
3/16"	0.22"	0.69"	1.31"	0.05"	3/16"
1/4"	0.28"	0.69"	1.31"	0.05"	1/4"
5/16"	0.34"	0.81"	1.50"	0.05"	5/16"
3/8"	0.41"	0.94"	1.63"	0.06"	3/8"
1/2"	0.53"	1.13"	1.88"	0.08"	1/2"
5/8"	0.66"	1.38"	2.25"	0.13"	5/8"
3/4"	0.78"	1.63"	2.5"	0.14"	3/4"
7/8"	0.94"	1.88"	3.5"	0.16"	7/8"
1"	1.06"	2.5"	4.25"	0.16"	1"
1-1/8"	1.31"	2.75"	4.50"	0.22"	1-1/8"




SF414





S234





S236

	SF414	Extra heavy duty thimble U.S. type G414	Guardacabos extrafuerte tipo americano Protège cable extrafort type américain		
SIZE(inch)	A(inch)	B(inch)	L(inch)	T(mm)	DiaφCable(mm)
3/16"	0.22"	0.71"	1.30"	1.0	3/16"
1/4"	0.28"	0.88"	1.63"	1.5	1/4"
5/16"	0.34"	1.06"	1.88"	2.0	5/16"
3/8"	0.41"	1.13"	2.13"	2.5	3/8"
1/2"	0.53"	1.50"	2.75"	4.0	1/2"
5/8"	0.66"	1.75"	3.25"	4.0	5/8"
3/4"	0.78"	2.00"	3.75"	5.0	3/4"
7/8"	0.94"	2.25"	4.25"	6.0	7/8"
1"	1.06"	2.50"	4.50"	6.0	1"

	S234	Commercial thimble European type	Guardacabos estilo europeo Protège cable type europe		
SIZE(mm)	A(mm)	B(mm)	L(mm)	T(mm)	DiaφCable(mm)
2	2	8	14	1	2
3	3	10	16	1	3
4	4	11	19	1	4
5	5.6	13.5	23.5	1	5
6	6.6	15	25	1.25	6
7	7.8	16	28	1.25	7
8	9	18	32	1.5	8
10	11	23	37	1.5	10
12	14	27	44	2	12
14	15	34	55	2.5	14
16	17	35	63	2.5	16
18	19	40	69	3	18
20	22	46	76.5	4	20

	S236	Tube thimble	Guardacabos de tubo Protège cable pour tube	
SIZE(mm)	B(mm)	L(mm)	T(mm)	DiaφCable(mm)
22	36	111	5.4	22
28	50	150	5.1	28
35	61	180	7.7	35






S741

S741 Wire rope clip DIN 741
Sujetacable de acero
Pince cable acier


SIZE(mm)	A(mm)	B(mm)	D(thread)	L(mm)
3	12	9	M4	16
4	12	10	M4	18
5	13	11	M5	19
6	15	13	M5	23
8	19	16	M6	28
10	22	19	M8	34
11	22	20	M8	36
13	30	24	M10	45
14	30	25	M10	47
16	33	29	M12	51
19	38	32	M12	63
22	44	37	M14	71
25	45	41	M14	81



S262

S262 Wire rope clip JIs type
Sujetacable de acero tipo JIs
Pince cable acier type JIs


SIZE(mm)	A(mm)	B(mm)	D(thread)	L(mm)
2	10	7	M3	18
3	12	8	M4	23.5
4	15	10	M4	24
5	18	12	M5	32
6	20	14	M6	36
8	20	18	M8	40
10	28	22	M10	50
12	36	26	M12	60
16	45	32	M14	75



S261

S261 Wire rope clip U.S. type
Sujetacable de acero tipo US
Pince cable acier type US

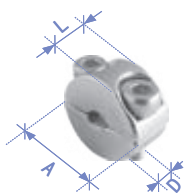
SIZE(inch)	A(mm)	B(mm)	D(thread)	L(mm)
1/8"	14	11.0	3/16"	20.0
3/16"	16	13.5	1/4"	24.0
1/4"	20	17.0	5/16"	31.5
5/16"	22	18.3	5/16"	34.0
3/8"	27	22.5	3/8"	41.8
7/16"	30	24.0	3/8"	42.8
1/2"	35	27.0	7/16"	53.9
9/16"	40	30.0	1/2"	54.7
5/8"	40	33.0	1/2"	59.2
3/4"	42	34.5	9/16"	68.7
7/8"	46	41.0	5/8"	78.0
1"	55	45.5	5/8"	87.5



S260

S260 Wire rope clip U.S. type, forged shape
Sujetacable de acero forjado tipo UU.SS
Pince forge pour cable acier type U.S.


SIZE(inch)	A(mm)	B(mm)	D(thread)	L(mm)
1/8"	11.0	12.0	M6	18
3/16"	14.0	15.0	M6	24
1/4"	15.0	19.0	M8	26
5/16"	19.0	22.0	M10	35
3/8"	19.0	25.0	M12	38
1/2"	25.0	30.0	M12	47
5/8"	32.0	33.0	M14	60
3/4"	36.0	38.0	M16	70
7/8"	41.0	44.0	M20	79
1"	46.0	vcv47.0	M20	89



SF513

SF513 Single round clip
Simple clip redondo
Pince unique ronde

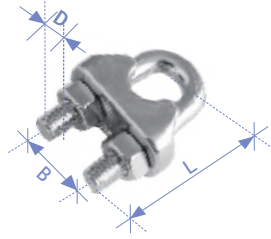
SIZE"for cable"	A(mm)	D(thread)	L(mm)
4	15	M3	10
5	20	M4	10
6	20	M4	10
8	20	M4	10




SF514


SF514 Double round clip
Doble clip redondo
Pince double ronde

SIZE"for cable"	A(mm)	D(thread)	L(mm)
4	22	M4	27
5	28	M5	42
6	28	M5	42
8	28	M5	42




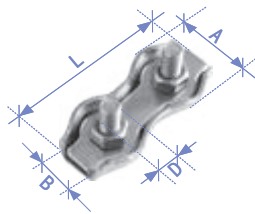
S263

	S263	Wire rope clip italian type Suj etacable de acero tipo Italiano Pince cable acier type Italien	
SIZE(mm)	B(mm)	D(thread)	L(mm)
3	9	M4	16.5
5	11	M5	20.5
6	15	M6	28
8	16	M6	30
10	19	M8	36
12	23	M10	46
16	28	M10	54
20	33	M12	67
22	37	M12	69
24	40	M12	77




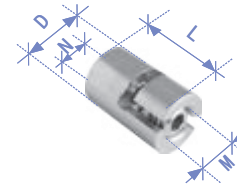
SF511

	SF511	Simplex clip Suj etacable simple Pince cable simple		
SIZE"for cable"	A(mm)	B(mm)	D(thread)	L(mm)
2	8.2	4.0	M4	15
3	11.0	7.0	M4	17
4	13.0	9.2	M5	20
5	15.0	11.0	M5	25
6	18.5	13.0	M6	30
8	25.0	17.5	M8	37
10	30.0	21.0	M10	42





SF512

	SF512	Duplex clip Suj etacable doble Pince cable double		
SIZE"for cable"	A(mm)	B(mm)	D(thread)	L(mm)
2	9.0	5.0	M4	30
3	11.4	7.0	M4	35
4	13.5	9.2	M5	40
5	16.0	11.0	M5	50
6	19.0	13.0	M6	60
8	25.5	17.5	M8	75
10	30.0	21.0	M10	84




SF518

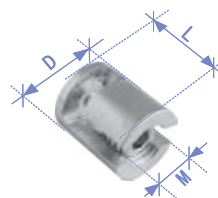
	SF518	Heavy duty L type clip Suj etacable gran resistencia tipo L Pince cable grande resistance type L		
SIZE"for cable"	D(mm)	M(thread)	N(mm)	L(mm)
4	20	M12	M8	31
5	20	M12	M8	33
6	20	M12	M8	35




SF516

	SF516	Closed type cross clip	
SIZE"for cable"	D(mm)	M(thread)	L(mm)
2	17	M10	18
3	17	M10	19
4	20	M12	21
5	20	M12	23
6	20	M12	25

Suj etacable cerrado tipo cruzado
Pince cable fermee en forme de croix



SF517

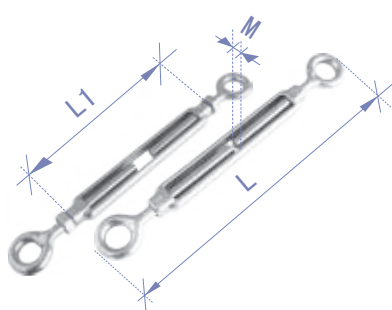
	SF517	L type clip	
SIZE"for cable"	D(mm)	M(thread)	L(mm)
4	20	M12	19.5
5	20	M12	21.5
6	20	M12	23.5

Suj etacable tipo L
Pince cable type L

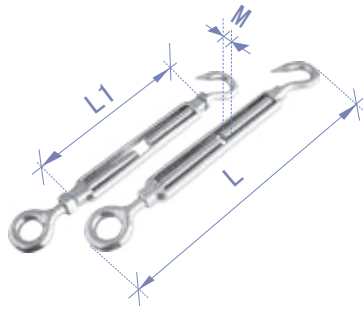
Turnbuckles & terminals

Tensores y terminales

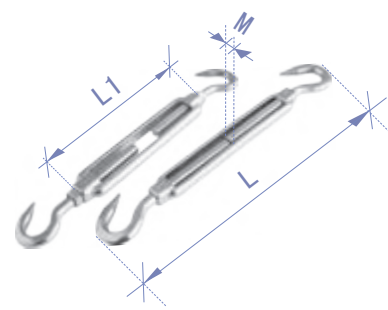
Tendeurs et terminaux



S311EE



S311HE

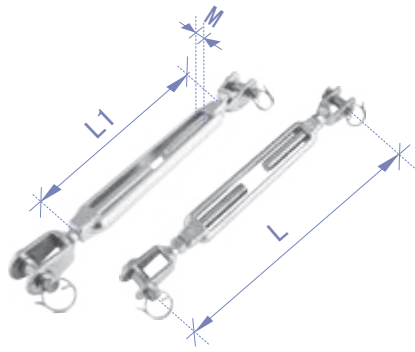


S311HH

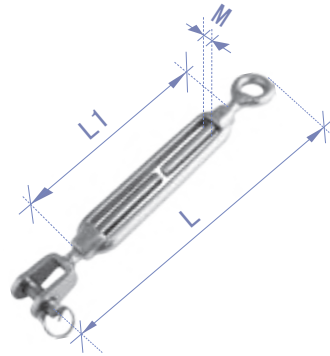
S311EE European type frame turnbuckle (eye and eye) Tensor europeo (anilla - anilla) Tendeur europeen (anneau - anneau)				
SIZE(mm)	L(mm)	L1(mm)	M(thread)	B.L.(kgs)
4	102	60	M4	475
5	124	70	M5	680
6	154	90	M6	1500
8	210	120	M8	2300
10	257	150	M10	3100
12	325	200	M12	4400
16	390	250	M16	8100
20	510	300	M20	11000

S311HE European type frame turnbuckle (hook and eye) Tensor europeo (gancho - anilla) Tendeur europeen (crochet - anneau)				
SIZE(mm)	L(mm)	L1(mm)	M(thread)	B.L.(kgs)
4	103	60	M4	100
5	124	70	M5	130
6	162	90	M6	350
8	210	120	M8	650
10	256	150	M10	800
12	330	200	M12	1400
16	400	250	M16	2400
20	495	300	M20	3500


S311HH European type frame turnbuckle (hook and hook) Tensor europeo (gancho - gancho) Tendeur europeen (crochet - crochet)				
SIZE(mm)	L(mm)	L1(mm)	M(thread)	B.L.(kgs)
4	103	60	M4	100
5	124	70	M5	130
6	170	90	M6	350
8	208	120	M8	650
10	266	150	M10	800
12	335	200	M12	1400
16	415	250	M16	2400
20	485	300	M20	3500




● **S311JJ**

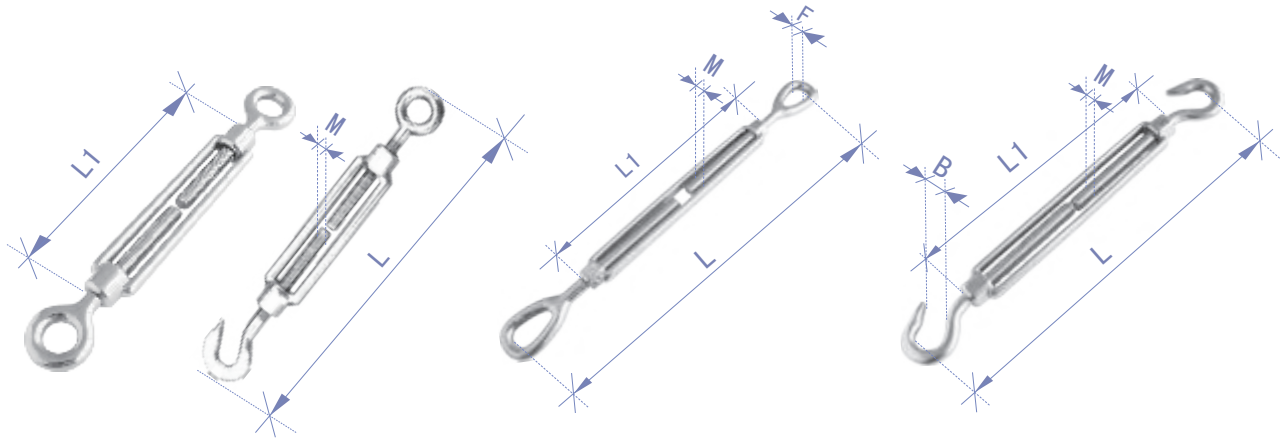


● **S311JE**

 S311JJ		European type frame turnbuckle (jaw and jaw) Tensor europeo (mordaza - mordaza) Tendeur europeen (manille - manille)		
SIZE(mm)	L(mm)	L1(mm)	M(thread)	B.L.(kgs)
5	110	70	M5	750
6	140	90	M6	1400
8	180	120	M8	2200
10	220	150	M10	3450
12	300	200	M12	5000
16	360	250	M16	8000
20	440	300	M20	10500

 S311JE		European type frame turnbuckle (jaw and eye) Tensor europeo (mordaza - anilla) Tendeur europeen (manille - anneau)		
SIZE(mm)	L(mm)	L1(mm)	M(thread)	B.L.(kgs)
5	120	70	M5	680
6	145	90	M6	1500
8	190	120	M8	2300
10	235	150	M10	3100
12	310	200	M12	4400
16	360	250	M16	8000
20	470	300	M20	11000





● S1480EE
● S1480HE

● S311FC/EE

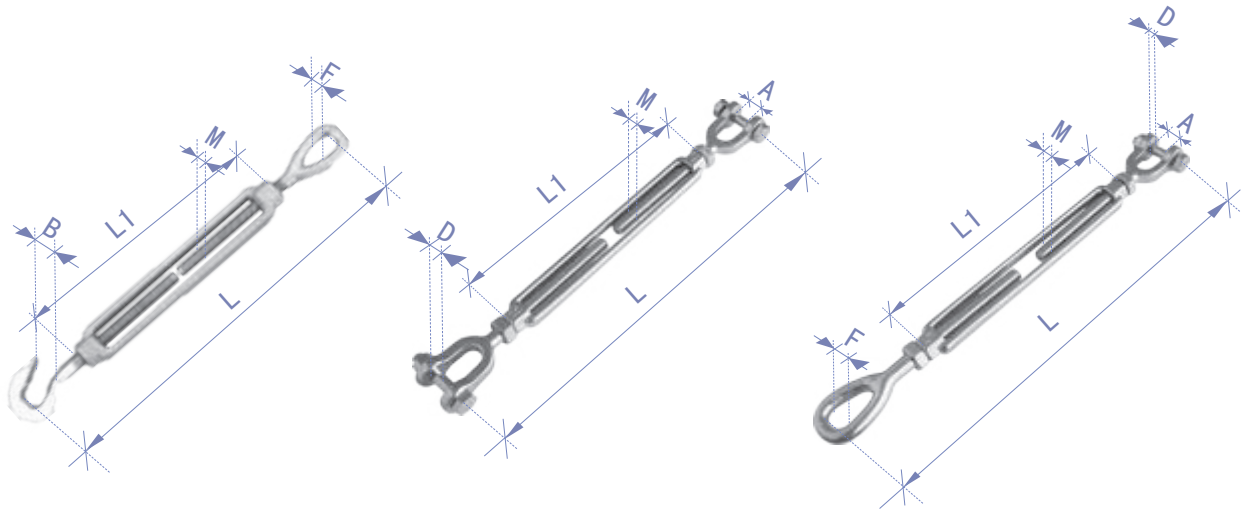
● S311FC/HH

SIZE(mm)	L(mm)	L1(mm)	M(thread)	W.L.L.(kgs)
5	90	50	M5	50
6	172	110	M6	80
8	182	110	M8	160
10	213	125	M10	250
12	238	125	M12	400
16	320	170	M16	800
20	367	200	M20	1200

SIZE(mm)	L(mm)	L1(mm)	M(thread)	W.L.L.(kgs)
5	90	50	M5	50
6	172	110	M6	80
8	182	110	M8	160
10	213	125	M10	250
12	238	125	M12	400
16	320	170	M16	800
20	367	200	M20	1200

SIZE(inch)	L(mm)	L1(mm)	F(mm)	M(thread)	W.L.L.(kgs)
1/4"	200	120	8	1/4" UNC	160
5/16"	235	140	10	5/16" UNC	250
3/8"	293	180	12.5	3/8" UNC	400
1/2"	330	190	18	1/2" UNC	700
5/8"	375	200	22	5/8" UNC	1120
3/4"	408	210	25	3/4" UNC	1600


SIZE(inch)	L(mm)	L1(mm)	B(mm)	M(thread)	W.L.L.(kgs)
1/4"	200	120	9	1/4" UNC	130
5/16"	235	140	11	5/16" UNC	220
3/8"	293	180	13	3/8" UNC	320
1/2"	330	190	15	1/2" UNC	450
5/8"	375	200	16.5	5/8" UNC	720
3/4"	408	210	22	3/4" UNC	1000





S311FC/EH

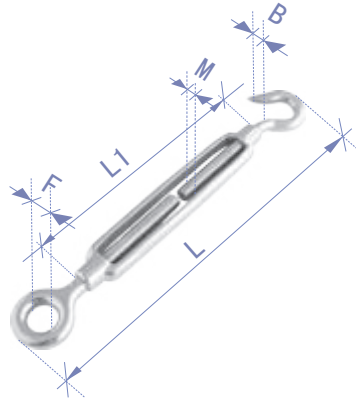
S311FC/JJ

S311FC/JE

 S311FC/EH		U.S. type turnbuckle (eye and hook) Tensor americano (anilla - gancho) Tendeur americain (anneau - crochet)				
SIZE(inch)	L(mm)	L1(mm)	B(mm)	F(mm)	M(thread)	W.L.L.(kgs)
1/4"	200	120	9	8	1/4" UNC	130
5/16"	235	140	11	10	5/16" UNC	220
3/8"	293	180	13	12.5	3/8" UNC	320
1/2"	330	190	15	18	1/2" UNC	450
5/8"	375	200	16.5	22	5/8" UNC	720
3/4"	408	210	22	25	3/4" UNC	1000

 S311FC/JJ		U.S. type turnbuckle (jaw and jaw) Tensor americano (mordaza - mordaza) Tendeur americain (manille - manille)				
SIZE(inch)	L(mm)	L1(mm)	A(mm)	D(mm)	M(thread)	W.L.L.(kgs)
1/4"	190	120	11	1/4" UNC	1/4" UNC	160
5/16"	232	140	12.5	1/4" UNC	5/16" UNC	250
3/8"	270	180	14	5/16" UNC	3/8" UNC	400
1/2"	305	190	16	3/8" UNC	1/2" UNC	700
5/8"	345	200	19	1/2" UNC	5/8" UNC	1120
3/4"	381	210	23	5/8" UNC	3/4" UNC	1600

 S311FC/JE		U.S. type turnbuckle (jaw and eye) Tensor americano (mordaza - anilla) Tendeur americain (manille - anneau)					
SIZE(inch)	L(mm)	L1(mm)	A(mm)	D(mm)	F(mm)	M(thread)	W.L.L.(kgs)
1/4"	197	120	11	1/4" UNC	8	1/4" UNC	160
5/16"	234	140	12.5	1/4" UNC	10	5/16" UNC	250
3/8"	282	180	14	5/16" UNC	12.5	3/8" UNC	400
1/2"	318	190	16	3/8" UNC	18	1/2" UNC	700
5/8"	360	200	19	1/2" UNC	22	5/8" UNC	1120
3/4"	395	210	23	5/8" UNC	25	3/4" UNC	1600

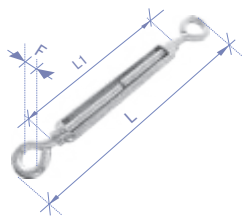


S311J/EH

S311J/EH Jis frame type turnbuckle (eye and hook)
S311J/EE Jis frame type turnbuckle (eye and eye)
S311J/HH Jis frame type turnbuckle (hook and hook)

SIZE(mm)	L(mm)	L1(mm)	B(mm)	F(mm)	M(thread)	W.L.L.(kgs)
5	130	70	9	8	M5	80
6	160	100	9	10	M6	110
8	200	125	10	12	M8	210
10	245	150	11	16	M10	340
12	300	200	14	20	M12	650
16	400	250	18	22	M16	1300
20	480	300	20	28	M20	2500
22	520	325	22	33	M22	3930
25	560	350	26	35	M25	5890

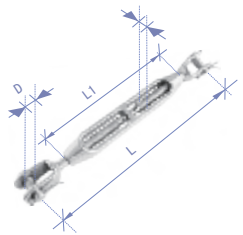
S311J/EH Tensor tipo Jis (gancho - anilla) Tendeur type jis (crochet - anneau)
S311J/EE Tensor tipo Jis (anilla - anilla) Tendeur type Jis (anneau - anneau)
S311J/HH Tensor tipo Jis (gancho - gancho) Tendeur type Jis (crochet - crochet)



S311KR/EE

S311KR/EE Korea type turnbuckle (eye and eye)
 Tensor tipo coreano (anilla - anilla)
 Tendeur type coreen (anneau - anneau)

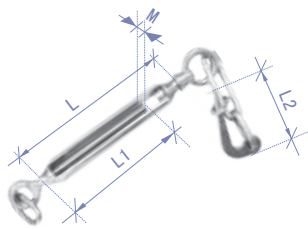
SIZE(mm)	L(mm)	L1(mm)	F(mm)
1/4"	156	100	12
5/16"	180	110	14
3/8"	236	156	16
1/2"	270	170	20
5/8"	346	217	22
3/4"	400	245	26



S311FS

S311FS Frame turnbuckle forged shape (jaw and jaw)
 Tensor tipo coreano (mordaza - mordaza)
 Tendeur type coreen (manille - manille)

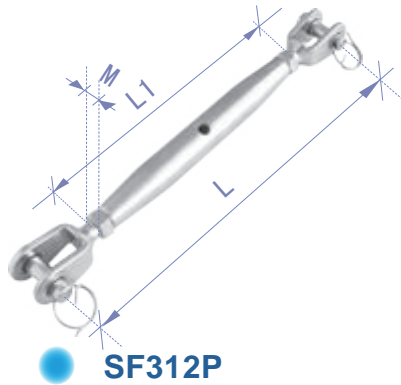
SIZE(inch)	L(mm)	L1(mm)	A(mm)	D(mm)	M(thread)
1/2"	250	165	15	12.7	1/2" UNC



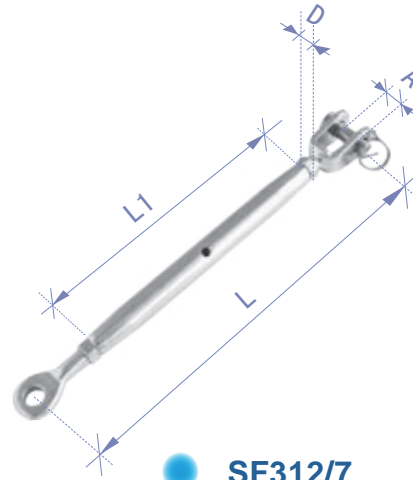
S311DL

S311DL Decklashing turnbuckle
 Tensor con amarre
 Tendeur avec amarre

SIZE(mm)	L(mm)	L1(mm)	L2(mm)	M(thread)
12	200	156	100	M12



SF312P



SF312/7

SF312P Pipe turnbuckle (jaw and jaw) Tensor de tubo (mordaza - mordaza) Tendeur tube (manille - manille)

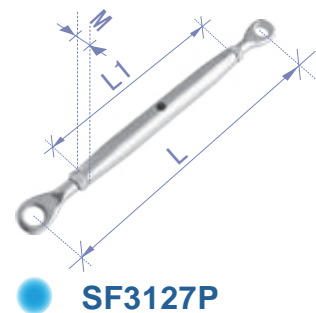
SIZE(mm)	L(mm)	L1(mm)	M(thread)	B.L.(kgs)
5	115	80	M5	750
6	142	90	M6	1400
8	160	105	M8	2200
10	200	125	M10	3450
12	245	150	M12	5000
14	280	165	M14	6400
16	304	190	M16	8000
20	350	210	M20	10500

SF312/7 Pipe turnbuckle (jaw and eye) Tensor de tubo (mordaza - anilla) Tendeur tube (manille - anneau)

SIZE(mm)	L(mm)	L1(mm)	M(thread)	B.L.(kgs)
5	130	80	M5	750
6	135	90	M6	1400
8	165	105	M8	2200
10	200	125	M10	3450
12	240	150	M12	5000
14	270	165	M14	6400
16	295	190	M16	8000
20	340	210	M20	10500

SF3127P Pipe turnbuckle (eye and eye)
Tensor de tubo (anilla - anilla)
Tendeur tube (anneau - anneau)

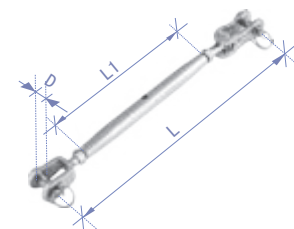
SIZE(mm)	L(mm)	L1(mm)	M(thread)	B.L.(kgs)
5	125	80	M5	750
6	135	90	M6	1400
8	165	105	M8	2200
10	185	125	M10	3450
12	225	150	M12	5000
14	255	165	M14	6400
16	275	190	M16	8000
20	338	210	M20	10500



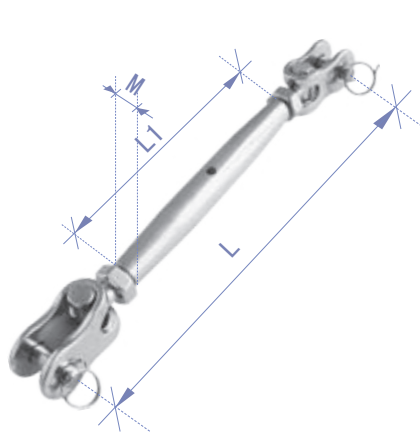
SF3127P

S312/5 Pipe turnbuckle (jaw and toggle)
Tensor de tubo (mordanza - palanca)
Tendeur tube (manille - bascule)

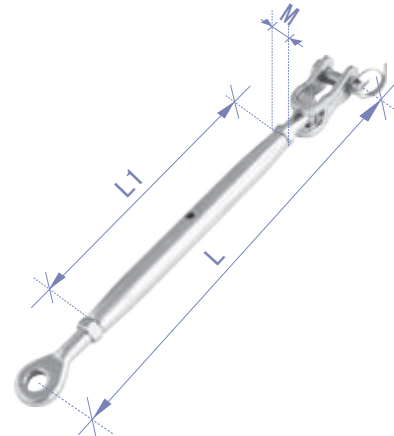
SIZE(mm)	L(mm)	L1(mm)	M(thread)	B.L.(kgs)
5	124	80	M5	500
6	150	90	M6	900
8	170	105	M8	1650
10	205	125	M10	2500
12	265	150	M12	3700
14	280	165	M14	5000
16	335	190	M16	6950
20	375	210	M20	9600



S312/5



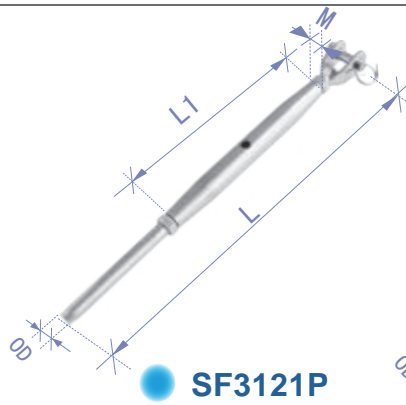
● **S3125**



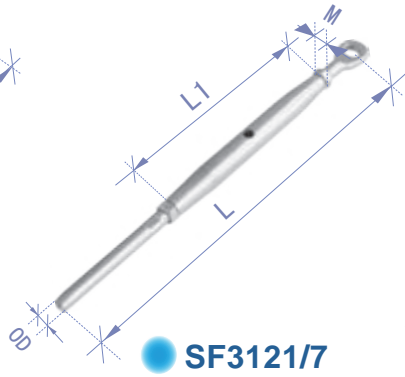
● **S3125/7**

SIZE(mm)	L(mm)	L1(mm)	M(thread)	B.L.(kgs)
5	131	80	M5	500
6	148	90	M6	900
8	180	105	M8	1650
10	220	125	M10	2500
12	258	150	M12	3700
14	295	165	M14	5000
16	335	190	M16	6950
20	385	210	M20	9600

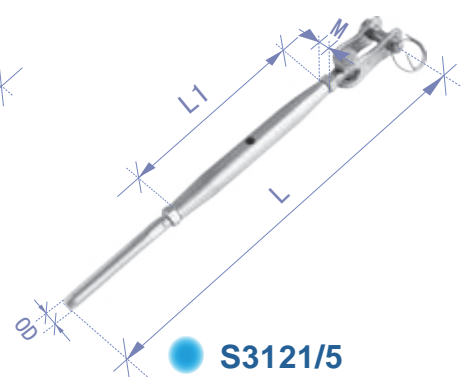
SIZE(mm)	L(mm)	L1(mm)	M(thread)	B.L.(kgs)
5	135	80	M5	500
6	140	90	M6	900
8	175	105	M8	1650
10	210	125	M10	2500
12	245	150	M12	3700
14	280	165	M14	5000
16	310	190	M16	6950
20	367	210	M20	9600



SF3121P



SF3121/7



S3121/5

SF3121P Pipe turnbuckle, jaw and swage stud
Tensor de tubo (mordanza - v arilla)
Tendeur tube (manille - goujon)

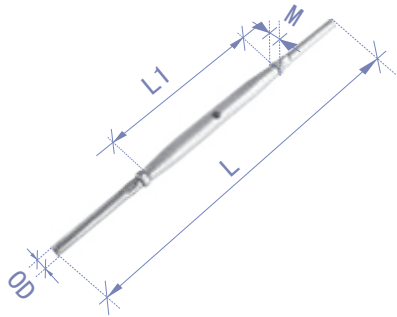
SIZE(mm)	L(mm)	L1(mm)	M(thread)	OD(mm)	DiaΦcable(mm)	B.L.(kgs)
M5x2.5	150	80	M5	5.50	2.5	600
M6x3	170	90	M6	6.30	3.0	1000
M8x4	205	105	M8	7.50	4.0	1400
M10x5	240	125	M10	9.10	5.0	2200
M12x6	295	150	M12	12.50	6.0	4000
M14x7	325	165	M14	14.30	7.0	5400
M16x8	370	190	M16	16.10	8.0	6500
M20x10	405	210	M20	17.80	10.0	8500
M5x2	151.5	80	M5	5.50	2.5	600
M5x3	142	80	M5	6.30	3.0	600
M6x4	185	90	M6	7.50	4.0	1000
M8x5	210	105	M8	9.10	5.0	1400
M12x7	297.25	150	M12	14.30	7.0	4500
M12x8	303	150	M12	16.10	8.0	4500
M14x8	328	165	M14	16.10	8.0	6000
M16x10	380	190	M16	17.80	10.0	8200
M20x12	414	210	M20	21.40	12.0	12500
M24x16	610	250	M24	28.20	16.0	18500

SF3121/7 Pipe turnbuckle, eye and swage stud
Tensor de tubo (anilla - v arilla)
Tendeur tube (anneau - goujon)

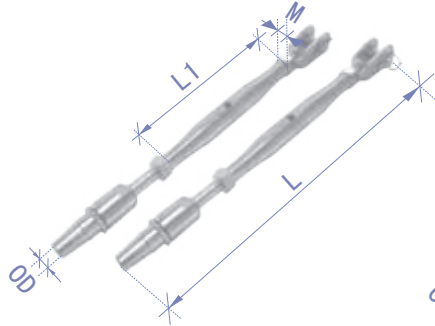
SIZE(mm)	L(mm)	L1(mm)	M(thread)	OD(mm)	DiaΦcable(mm)	B.L.(kgs)
5	156	80	M5	5.50	2.5	600
6	163	90	M6	6.30	3.0	1000
8	200	105	M8	7.50	4.0	1400
10	238	125	M10	9.10	5.0	2200
12	284	150	M12	12.50	6.0	4000
14	312	165	M14	14.30	7.0	5400
16	360	190	M16	16.10	8.0	6500
20	410	210	M20	17.80	10.0	8500

S3121/5 Pipe turnbuckle, toggle and swage stud
Tensor de tubo (palanca - v arilla)
Tendeur tube (bascule - goujon)

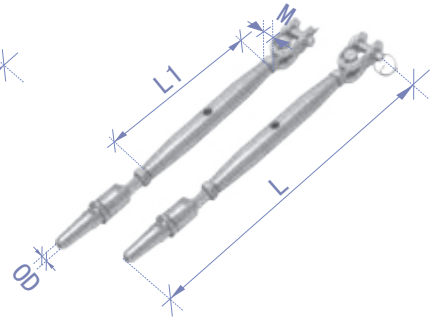
SIZE(mm)	L(mm)	L1(mm)	M(thread)	OD(mm)	DiaΦcable(mm)	B.L.(kgs)
2.5	155	80	M5	5.5	2.5	600
3	172	90	M6	6.3	3.0	1000
4	171	90	M6	7.5	4.0	1000
4	210	105	M8	7.5	4.0	1400
5	216	105	M8	9.1	5.0	1400
5	246	125	M10	9.1	5.0	2200
6	296	150	M12	12.5	6.0	4000
7	328	165	M14	14.3	7.0	5400
8	310	150	M12	16.1	8.0	4000
8	386	190	M16	16.1	8.0	6500
10	422	210	M20	17.8	10.0	8500
12	416	190	M16	17.8	10.0	6500



SF3122P



S312P/4

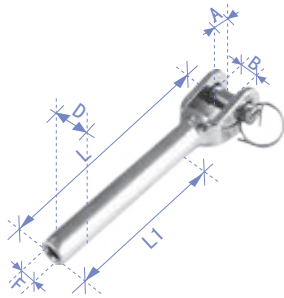


S3125P/4

SF3122P		Pipe turnbuckle, swage terminal and swage terminal Tensor de tubo (v arilla - v arilla) Tendeur tube (goujon - goujon)			
SIZE(mm)	L(mm)	L1(mm)	M(thread)	DiaΦcable(mm)	B.L.(kgs)
5	180	80	M5	2.5	600
6	200	90	M6	3.0	1000
8	240	105	M8	4.0	1400
10	275	125	M10	5.0	2200
12	335	150	M12	6.0	4000
14	365	165	M14	7.0	5400
16	435	190	M16	8.0	6500
20	480	210	M20	10.0	8500

S312P/4		Pipe turnbuckle, jaw and swageless terminal Tensor de tubo (mordaza - v arilla) Tendeur tube (manille - goujon)			
SIZE(mm)	L(mm)	L1(mm)	M(thread)	DiaΦcable(mm)	B.L.(kgs)
4	220	105	M8	4	500
5	275	125	M10	5	900
6	330	150	M12	6	1900
8	400	190	M16	8	2200
10	425	190	M16	10	3300

S3125P/4		Pipe turnbuckle, toggle and swageless terminal Tensor de tubo (palanca - v arilla) Tendeur tube (bascule - goujon)			
SIZE(mm)	L(mm)	L1(mm)	M(thread)	DiaΦcable(mm)	B.L.(kgs)
4	230	105	M8	4	500
5	285	125	M10	5	900
6	335	150	M12	6	1900
8	415	190	M16	8	2200
10	440	190	M16	10	3300

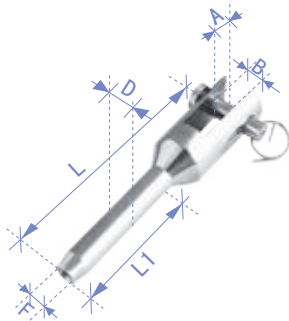


SF7803

SF7803 Swage fork

SIZE(mm)	ΦA(mm)	B(mm)	ΦD(mm)	ΦF(mm)	L(mm)	L1(mm)	B.L.(kgs)
2.0	5.0	7.0	5.53	2.20	53.5	32	700
2.5	5.0	7.0	5.53	2.70	62.0	35	700
3.0	6.0	8.0	6.35	3.30	68.0	38	1250
4.0	8.0	11.0	7.54	4.30	77.0	45	1800
5.0	9.0	12.0	9.12	5.30	87.0	51	2650
6.0	12.0	14.5	12.54	6.35	109.0	64	4000
7.0	12.0	14.5	14.30	7.30	116.0	70	5800
8.0	14.3	15.0	16.13	8.40	148.0	80	6500
10.0	16.0	17.0	17.85	10.50	154.0	90	9000
12.0	19.0	20.0	21.44	12.50	176.0	105	11000
14.0	25.0	30.0	25.00	14.90	257.0	140	13000
16.0	25.0	30.0	28.17	17.10	281.0	160	18000

SF7803 Horquilla tensora Manille de tension

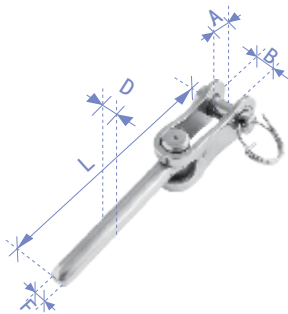


SF7803M

SF7803M Machined swage fork

SIZE(mm)	ΦA(mm)	B(mm)	ΦD(mm)	ΦF(mm)	L(mm)	L1(mm)
3.0	6.0	8	6.35	3.3	80.25	38
4.0	6.0	8	7.5	4.3	80.25	45
5.0	8.0	10	9	5.3	94	51
6.0	9.5	12	12.6	6.4	110	64

SF7803M Horquilla tensora mecanizada Manille de tension mecanisee

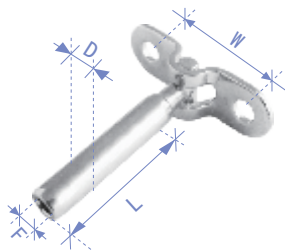


S7805

S7805 Swage toggle

SIZE(mm)	ΦA(mm)	B(mm)	ΦD(mm)	ΦF(mm)	L(mm)	B.L.(kgs)
2.0	5	6	5.53	2.20	63	400
2.5	5	6	5.53	2.70	63	400
3.0	6	7	6.35	3.30	69	670
4.0	8	10	7.54	4.30	81	1400
5.0	9	12	9.12	5.30	94	1700
6.0	12	13	12.54	6.35	115	4000
8.0	16	17	16.13	8.40	147	7000
10.0	19	20	17.85	10.50	168	7500

S7805 Palanca tensora Bascule de tension



S7805D

S7805D Deck swage toggle

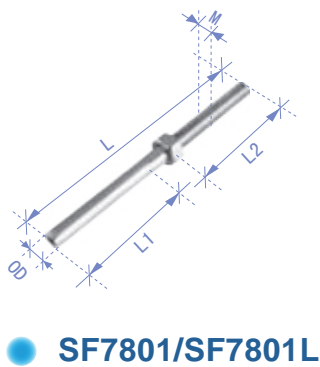
SIZE(inch)	ΦD(mm)	ΦF(mm)	L(mm)	W(mm)
1/8"	6.3	3.45	38	35.30
3/16"	9	5.00	31	35.30

S7805D Palanca tensora de cubierta Bascule de tension de pont



SF7802

SF7802 Eye terminal Anilla de terminacion Anneau de terminaison				
SIZE(mm)	ΦC(mm)	ΦD(mm)	L(mm)	B.L.(kgs)
2.0	5.5	5.53	56.0	850
2.5	5.5	5.53	56.0	850
3.0	6.5	6.35	62.0	1000
4.0	8.5	7.54	77.0	1350
5.0	10.5	9.12	87.0	2500
6.0	13.0	12.54	107.5	4500
8.0	14.5	16.13	133.0	6700
10.0	16.3	17.85	159.5	7800
12.0	19.3	21.44	180.0	9000



SF7801/SF7801L

SF7801 Right thread stud terminal with nut SF7801L Left thread stud terminal with nut						
SIZE(mm)	DiaΦcable(mm)	L(mm)	L1(mm)	L2(mm)	M(thread)	OD(mm)
M5x2	2	86	32	40	M5	5.5
M5x2.5	2.5	86	35	40	M5	5.5
M5x3	3	80	32	40	M5	6.3
M6x3	3	97	38	48	M6	6.3
M6x4	4	110	45	48	M6	7.5
M8x4	4	115	45	54	M8	7.5
M8x5	5	128	51	57	M8	9.1
M10x5	5	128	52	61	M10	9.1
M12x6	6	162	63	79	M12	12.5
M12x7	7	168	70	80	M12	14.3
M14x7	7	178	70	90	M14	14.3
M12x8	8	175	80	76	M12	16.1
M14x8	8	190	80	90	M14	16.1
M16x8	8	214	80	102	M16	16.1
M16x10	10	225	100	105	M16	17.8
M20x10	10	225	100	105	M20	17.8
M20x12	12	278	144	116	M20	21.4
M20x12	12	284	144	120	M20	21.4
M22x14	14	328	168	140	M22	25.0
M24x16	16	387	192	170	M24	28.1

SF7801 Esparrago con tuerca derecho Esparrago con tuerca iz quierdo	
SF7801L Goujon avec ecrou a droite Goujon avec ecrou a gauche	



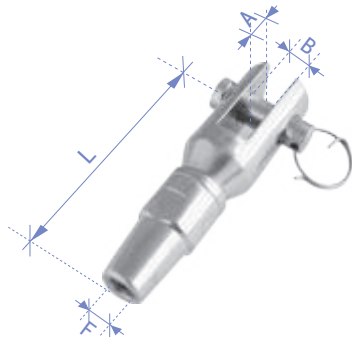
SF7804

SF7804 Lag screw swage terminal Terminal roscaada estampada Goujon terminal a visser				
SIZE(mm)	L(mm)	L1(mm)	L2(mm)	OD(mm)
3	90	40	32	6
4	106	50	40	6

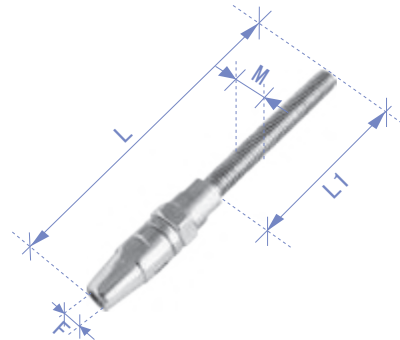


S811


S811 Eye swageless terminal Terminal de anilla no estampada Anneau terminal a visser					
SIZE(mm)	A(mm)	ΦC(mm)	ΦF(mm)	L(mm)	B.L.(kgs)
3	6	6.5	3	50	750
4	7	8.5	4	58	1500
5	8	10.5	5	70	2180
6	9	13.0	6	83	3700
7	9	13.2	7	89	4700
8	10	14.5	8	103	5600
10	13	16.2	10	116	8300
12	15	19.5	12	137	12000
14	18	23.0	14	159	17000
16	20	26.0	16	180	23000






● S812

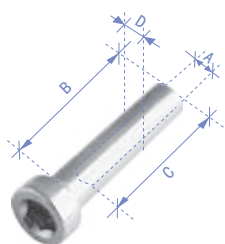


● S814/S814L

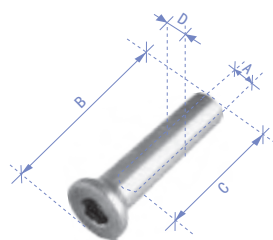
 S812	Fork swageless terminal Horquilla terminal no estampada Manille terminal a visser				
SIZE(mm)	A(mm)	B(mm)	ØF(mm)	L(mm)	B.L.(kgs)
3	6	6	3	55	750
4	8	8	4	62	1500
5	10	10	5	72	2180
6	12	12	6	82	3700
7	12	12	7	102	4700
8	14	14	8	103	5600
10	16	16	10	117	8300
12	19	18	12	142	12000
14	22	21	14	162	17000
16	25	23	16	184	23000

 S814 S814L	Right threaded swageless stud Left threaded swageless stud				
SIZE(mm)	M(thread)	ØF(mm)	L1(mm)	L(mm)	B.L.(kgs)
M5x3	M5	3	42	79	750
M6x3	M6	3	47	85	750
M6x4	M6	4	47	92	1500
M8x4	M8	4	57	102	1500
M8x5	M8	5	57	111	2180
M10x5	M10	5	63	117	2180
M10x6	M10	6	63	128	3700
M12x6	M12	6	80	145	3700
M12x7	M12	7	80	153	4700
M14x7	M14	7	89	162	4700
M12x8	M12	8	80	162	5600
M14x8	M14	8	89	171	5600
M16x8	M16	8	100	182	5600
M16x10	M16	10	100	190	8300
M20x12	M20	12	120	227	12000
M22x14	M22	14	140	264	17000
M24x16	M24	16	170	308	23000

 S814	Esparrago no estampada con tuerca derecho	Goujon a visser avec ecrou a droite
 S814L	Esparrago no estampada con tuerca izquierdo	Goujon a visser avec ecrou a gauche



● SH001R/SH001L



● SH002R/SH002L



SH001R
SH001L

Inside right threaded domehead
Inside left threaded domehead

SIZE(mm)	A(thread)	B(mm)	C(mm)	ΦD(mm)
M4	M4	25	15	6
M5	M5	30	20	7
M6	M6	30	20	8
M8	M8	34	25	10



SH001R
SH001L

Perno con rosca interior derecho
Perno con rosca interior izquierdo

Boulon a vis interieure a droite
Boulon a vis interieure a gauche



SH002R
SH002L

Inside right threaded countersunk head
Inside left threaded countersunk head

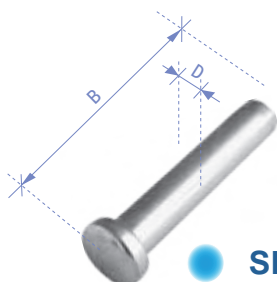
SIZE(mm)	A(thread)	B(mm)	C(mm)	ΦD(mm)
M4	M4	30	15	6
M5	M5	34	20	7
M6	M6	34	20	8
M8	M8	40	25	10



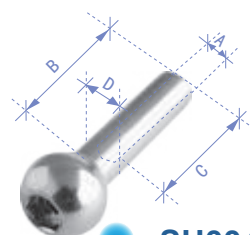
SH002R
SH002L

Perno avellanado con rosca interior derecho
Perno avellanado con rosca interior izquierdo

Boulon a encastrer a vis interieure a droite
Boulon a encastrer a vis interieure a gauche



● SH003



● SH004R/SH004L



SH003

Countersunk head terminal
Perno avellanado terminal
Boulon terminal a encastrer

SIZE(mm)	DiaΦcable(mm)	B(mm)	ΦD(mm)
2	2	24	5
3	3	35	6
4	4	40	7
5	5	46	8
6	6	55	10
8	8	69	13



SH004R
SH004L

Inside right threaded ball head
Inside left threaded ball head

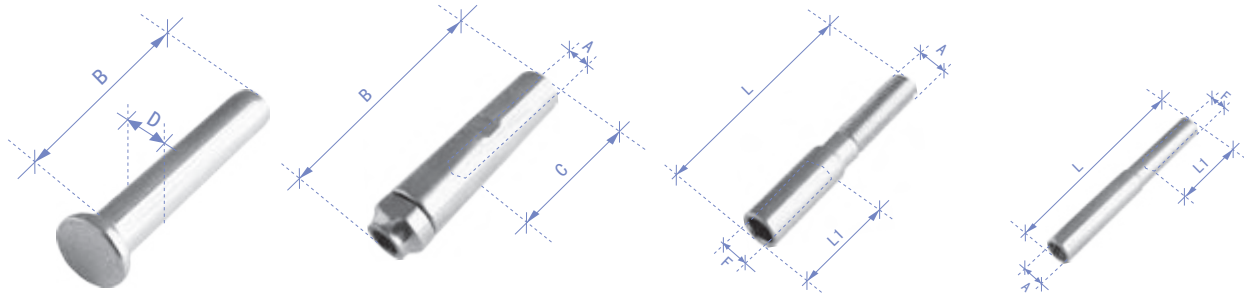
SIZE(mm)	A(thread)	B(mm)	C(mm)	ΦD(mm)
M4	M4	25	15	6
M5	M5	30	20	7
M6	M6			




SH004R
SH004L


Perno cabeza redonda con rosca interior derecho
Perno cabeza redonda con rosca interior izquierdo

Boulon a tete ronde a vis interieure a droite
Boulon a tete ronde a vis interieure a gauche





● SH005 ● SH006R/SH006L ● SH007R/SH007L ● SH008R/SH008L


 SH005	Domehead terminal	Perno final	Goujon terminal
SIZE(mm)	DiaΦcable(mm)	B(mm)	ΦD(mm)
2	2	21	5
3	3	31	6
4	4	36	7
5	5	42	8
6	6	52	10
8	8	62	13


 SH006R SH006L	Right thread swageless terminal Left thread swageless terminal			
SIZE(mm)	DiaΦcable(mm)	A	B(mm)	C(mm)
M6x4	4	M6	55	18
M8x5	5	M8	57	20
M8x6	6	M8	57	20
M10x8	8	M10	87	40

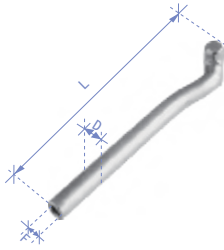
 SH006R SH006L	Terminal no estampada derecha Terminal no estampada izquierda	Goujon terminal vissage droit Goujon terminal vissage gauche
--	--	---

 SH007R SH007L	Right thread stud terminal special type Left thread stud terminal special type				
SIZE(mm)	DiaΦcable(mm)	A	ΦF(mm)	L1(mm)	L(mm)
M6x4	4	M6	4.3	20	59
M6x5	5	M6	5.3	20	59
M8x6	6	M8	6.4	29	68
M10x8	8	M10	8.4	29	68

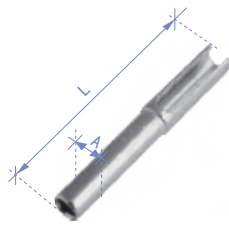
 SH007R SH007L	Esparrago rosca derecha especial Esparrago rosca izquierda especial	Goujon terminal special vissage droit Goujon terminal special vissage gauche
--	--	---

 SH008R SH008L	Inside right thread terminal Inside left thread terminal				
SIZE(mm)	DiaΦcable(mm)	A	ΦF(mm)	L1(mm)	L(mm)
M6x4	4	M6	4.3	30	59
M6x5	5	M6	5.3	30	59
M8x6	6	M8	6.4	30	68
M10x8	8	M10	8.4	30	68


 SH008R SH008L	Esparrago con rosca interior derecha Esparrago con rosca interior izquierda	Goujon terminal vissage interieur droit Goujon terminal vissage interieur gauche
--	--	---



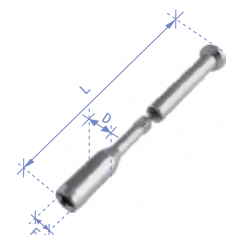
SF8282



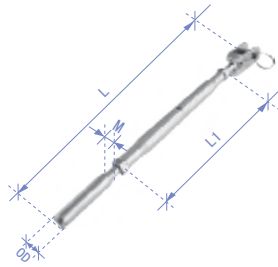
MK003



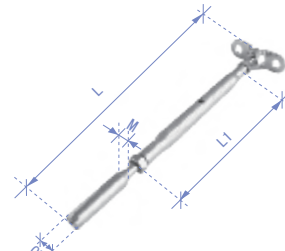
MK004




MK007





MK008





MK009


	SF8282	T terminal	Esparrago en T	Goujon en T
	SIZE(mm)	ΦD(mm)	ΦF(mm)	L(mm)
	3	6.35	3.30	83
	4	7.54	4.30	101
	5	9.08	5.30	112
	6	12.52	6.35	138
	7	14.25	7.30	144
	8	16.13	8.30	184
	10	17.85	10.50	208

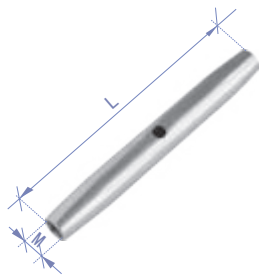
	MK003	Quick terminal	Esparrago rapido	Goujon rapide
	SIZE(inch)	DiaΦcable(inch)	A(mm)	L(mm)
	1/8"	1/8"	5.50	44.5

	MK004	Quick terminal straight type	Esparrago rapido recto	Goujon rapide droit
	SIZE(inch)	DiaΦcable(inch)	A(mm)	L(mm)
	1/8"	1/8"	6.35	44.5


	MK007	Adjustable terminal	Esparrago ajustable	Goujon ajustable	
	SIZE(inch)	ΦD(mm)	ΦF(mm)	CLOSE LENGTH(mm)	OPEN LENGTH(mm)
	1/8"	6.30	3.50	71.5	89
	3/16"	9.00	5.10	71.8	89

	MK008	Pipe turnbuckle, toggle and swage stud Tensor de tubo, Palancas y Esparragos Tendeur tube, Manilles y Goujons				
	SIZE(inch)	L(mm)	L1(mm)	M(thread)	OD(mm)	DiaΦcable
	1/8"	205	110	1/4-28UNF	6.3	1/8"
	3/16"	205	110	1/4-28UNF	9.0	3/16"

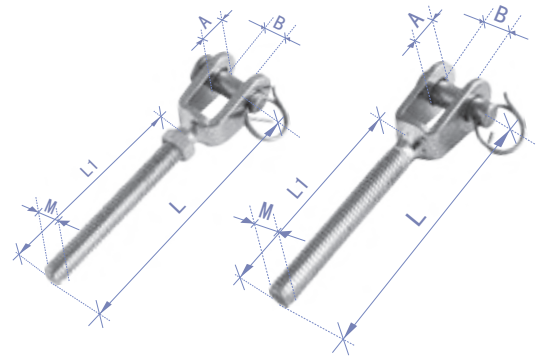
	MK009	Pipe turnbuckle, toggle and swage stud Tensor de tubo, Palancas de cubierta y Esparragos Tendeur tube, Bascules de pont et Goujons				
	SIZE(inch)	L(mm)	L1(mm)	M(thread)	OD(mm)	DiaΦcable
	1/8"	185	110	1/4-28UNF	6.3	1/8"
	3/16"	185	110	1/4-28UNF	9.0	3/16"




SF312PBD








SH009







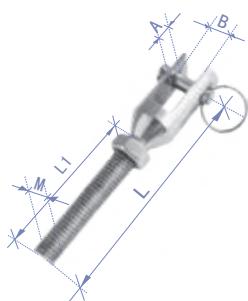
BF312P/JR(JL)
BF312PN/JR(JL)

 SF312PBD	Pipe turnbuckle body only	Cuerpo de tensor de tubo	Corps de tendeur tube
SIZE(mm)	L(mm)	M(thread)	B.L.(kgs)
M5	80	M5	750
M6	90	M6	1400
M8	105	M8	2400
M10	125	M10	3450
M12	150	M12	5000
M14	165	M14	6500
M16	190	M16	8500
M20	210	M20	13000
M24	250	M24	21000

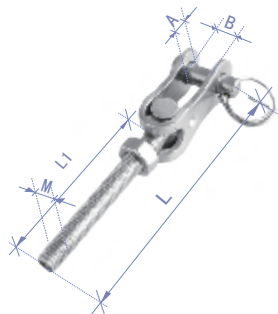
 SH009	Pipe turnbuckle body only	Cuerpo de tensor de tubo	Corps de tendeur tube	
SIZE	A(mm)	D(mm)	L(mm)	M(thread)
M5x60	25	8	60	M5
M5x100	45	8	100	M5
M6x70	30	10	70	M6
M6x120	55	10	120	M6
M8x70	30	12	70	M8
M8x120	55	12	120	M8

 BF312P/JR	Welded thread fork, right thread					
 BF312P/JL	Welded thread fork, left thread					
 BF312PN/JR	Welded thread fork with nut, right thread					
 BF312PN/JL	Welded thread fork with nut, left thread					
SIZE	ΦA(mm)	B(mm)	L(mm)	L1(mm)	M(thread)	B.L.(kgs)
M5	5	7.0	56.50	39	M5	250
M6	6	8.0	68.50	50	M6	1400
M8	8	11.0	80.00	57	M8	2200
M10	9	12.0	98.50	68	M10	3450
M12	12	14.5	121.25	82	M12	5000
M14	14	15.0	136.00	95	M14	6400
M16	16	17.0	143.00	102	M16	8000
M20	19	20.0	160.00	113	M20	10500
M22	25	30.0	217.50	146	M22	15000
M24	25	30.0	215.50	144	M24	18000

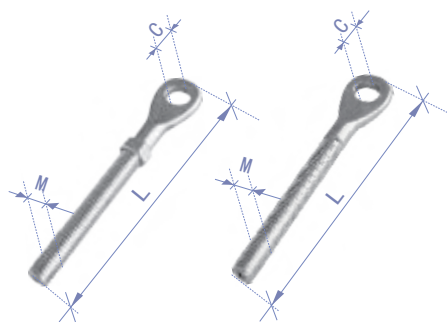
 BF312P/JR	Horquilla soldada, rosca derecha		Manille soudee avec vis droite	
 BF312P/JL	Horquilla soldada, rosca izquierda		Manille soudee avec vis gauche	
 BF312PN/JR	Horquilla soldada con tuerca, rosca derecha		Manille soudee avec ecrou et vis droite	
 BF312PN/JL	Horquilla soldada con tuerca, rosca izquierda		Manille soudee avec ecrou et vis gauche	



● **BF312M/JR(JL)**



● **B3125/R(L)**



● **SF78021/R(L)**

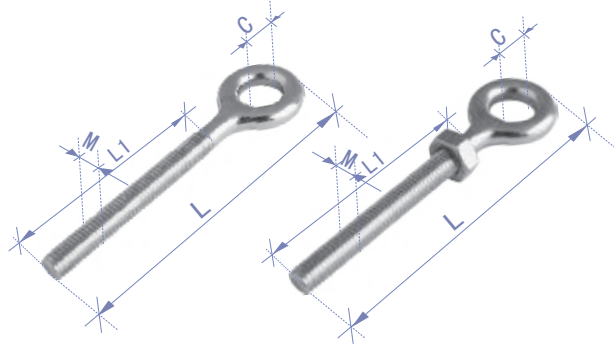
● **SF78021/N(R/L)**

SIZE	ΦA(mm)	B(mm)	L(mm)	L1(mm)	M(thread)	B.L.(kgs)
M6	6	8	63	30	M6	1400
M6	6	8	80	47	M6	1400
M8	8	10	72	35	M8	2200
M8	8	10	94	57	M8	2200
M10	9.5	12	110.5	63	M10	3450

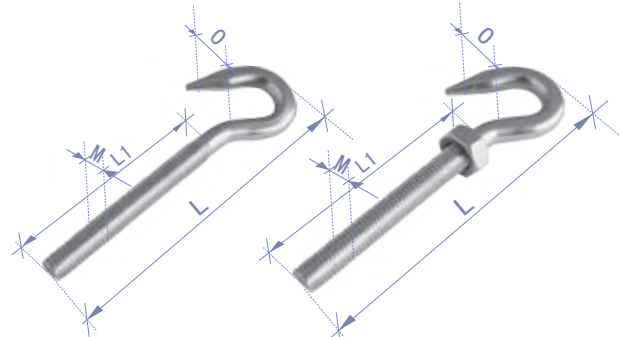
SIZE	ΦA(mm)	B(mm)	L(mm)	L1(mm)	M(mm)	B.L.(kgs)
M5	5.00	6	63	42	M5	500
M6	6.00	7	72	48	M6	900
M8	8.00	10	88	56	M8	1650
M10	9.00	12	106	67	M10	2500
M12	12.00	13	125	81	M12	3700
M14	14.28	15	142	89	M14	5000
M16	16.00	17	162	103	M16	6950
M20	19.00	20	186	115	M20	10000

SIZE(mm)	ΦD(mm)	L(mm)	M(thread)	B.L.(kgs)
M5	5.5	68.0	M5	750
M6	6.5	68.0	M6	1000
M8	8.5	86.5	M8	2200
M10	10.8	102.0	M10	3000
M12	13.0	122.5	M12	5000
M14	13.0	138.0	M14	6100
M16	14.5	148.5	M16	8000
M20	19.5	185.0	M20	11000

SF78021/R SF78021/L SF78021N/R SF78021N/L	Right threaded eye Left threaded eye Right threaded eye with nut Left threaded eye with nut	Anilla roscada a la derecha Anilla roscada a la izquierda Anilla roscada a la derecha, con tuerca Anilla roscada a la izquierda, con tuerca	Anneau a vis, vissage a droite Anneau a vis, vissage gauche Anneau a vis avec ecrou, vissage a droite Anneau a vis avec ecrou, vissage a gauche
--	--	--	--



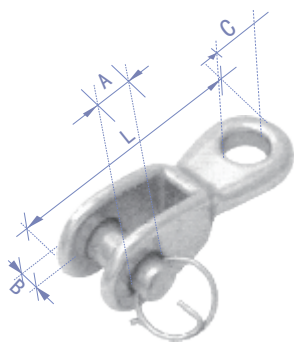
● **BF311ER(L)**
● **BF311NER(L)**



● **BF311HR(L)**
● **BF311HL(L)**

	BF311ER	Right threaded eye	Anilla rosca derecha	Anneau a vis, vissage droit	
	BF311EL	Left threaded eye	Anilla rosca izquierda	Anneau a vis, vissage gauche	
	BF311NER	Right threaded eye with nut	Anilla rosca derecha con tuerca	Anneau a vis avec ecrou, vissage droit	
	BF311NEL	Left threaded eye with nut	Anilla rosca izquierda con tuerca	Anneau a vis avec ecrou, vissage gauche	
SIZE(mm)	C(mm)	L(mm)	L1(mm)	M(thread)	B.L.(kgs)
M4	8.5	52.0	33.5	M4	475
M4.5	8.5	48.0	27.0	M5	680
M5	10.0	62.0	39.0	M5	680
M6	12.0	77.0	50.0	M6	1500
M8	14.0	105.0	66.5	M8	2300
M10	17.0	128.5	83.5	M10	3100
M12	20.0	160.0	110.0	M12	4400
M16	22.0	202.5	137.5	M16	8100
M20	28.0	232.0	147.0	M20	11000

	BF311HR	Right threaded hook	G ancho rosca derecha	Crochet a vis, vissage droit	
	BF311HL	Left threaded hook	G ancho rosca izquierda	Crochet a vis, vissage gauche	
	BF311N/HR	Right threaded hook with nut	G ancho rosca derecha con tuerca	Crochet a vis avec ecrou, vissage droit	
	BF311N/HL	Left threaded hook with nut	G ancho rosca izquierda con tuerca	Crochet a vis avec ecrou, vissage gauche	
SIZE(mm)	L(mm)	L1(mm)	M(thread)	O(mm)	B.L.(kgs)
M4.0	50.5	33.5	M4	5.5	100
M4.5	48.0	27.0	M5	6.3	130
M5.0	62.0	39.0	M5	5.5	130
M6.0	83.0	50.0	M6	6.5	350
M8.0	104.5	66.5	M8	8.0	650
M10.0	131.5	83.5	M10	11.2	800
M12.0	165.0	110.0	M12	14.0	1400
M16.0	202.5	137.5	M16	17.0	2400
M20.0	222.0	147.0	M20	22.0	3500



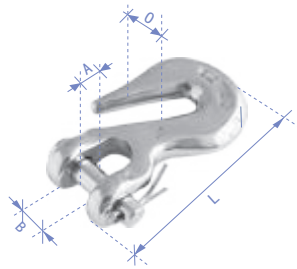
● **S3400**

	S3400		Toggle	Palanca	Bascule
SIZE(mm)	ΦA(mm)	B(mm)	ΦC(mm)	L(mm)	B.L.(kgs)
5	5.0	5.5	5.3	35	1000
6	6.0	6.5	6.8	41	1250
8	8.0	9.0	8.5	49	1700
10	9.0	11.0	10.0	58	3100
12	12.0	12.0	13.2	78	4650
14	14.2	13.0	15.0	92	5750
16	16.0	15.0	16.5	116	8150
20	16.0	20.0	16.5	158	9400

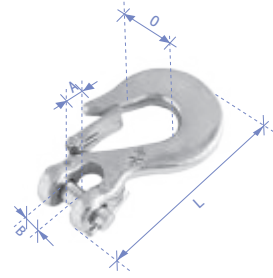
Hooks & snaps

Ganchos y Mosquetones

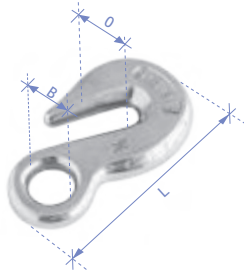
Crochets et Mousquetons



S330




S331X




S323H




S325X

 S330	Clevis grab hook		Gancho horquilla		Crochet avec manille	
	SIZE(inch)	ΦA(mm)	B(mm)	L(mm)	O(mm)	B.L.(kgs)
1/4"	9.5	11.1	79.6	8.7	2100	
5/16"	11.5	12.7	96.0	11.1	3100	
3/8"	12.7	15.0	108.6	12.7	4000	
1/2"	17.0	19.0	143.7	16.6	7350	

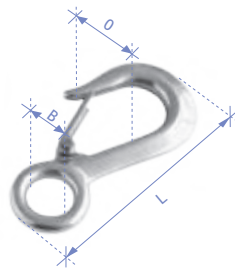
 S331 S331X	Clevis slip hook		Gancho deslizante		Crochet attache glissante	
	Clevis slip hook with safety latch Gancho deslizante con pestillo de seguridad Crochet attache glissante avec loquet de sécurité					
SIZE(inch)	ΦA(mm)	B(mm)	O(mm)	L(mm)	B.L.(kgs)	
1/4"	9	11.1	22.5	100.0	2000	
5/16"	11	12.7	24.5	112.0	3100	
3/8"	12	15.0	30.0	131.5	4000	
1/2"	16	19.0	36.0	165.5	5600	

 S323H	Eye grab hook		Gancho con anilla		Crochet avec anneau	
	SIZE(inch)	ΦB(mm)	L(mm)	O(mm)	B.L.(kgs)	
1/4"	13.0	77.6	8.7	2900		
5/16"	14.5	90.0	11.1	3700		
3/8"	17.0	103.6	12.7	5800		
1/2"	22.5	136.2	16.6	7000		
5/8"	27.0	169.1	19.8	13000		

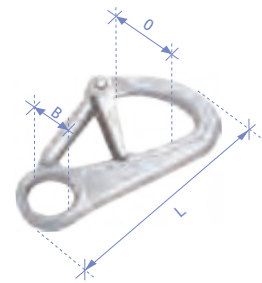
 S325 S325X	Eye slip hook		Gancho deslizante con anilla		Crochet attache glissante avec anneau	
	Eye slip hook with safety latch Gancho deslizante con anillo y pestillo de seguridad Crochet attache glissante avec anneau et loquet de sécurité					
SIZE(inch)	ΦB(mm)	L(mm)	O(mm)	B.L.(kgs)		
1/4"	13.00	91.0	22	1500		
5/16"	16.00	108.0	24	2900		
3/8"	18.00	124.5	28	3200		
1/2"	24.00	161.0	37	5400		



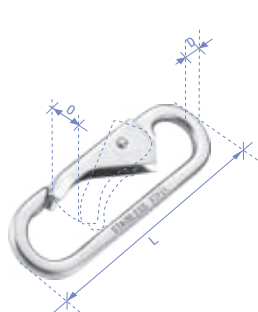
S4322



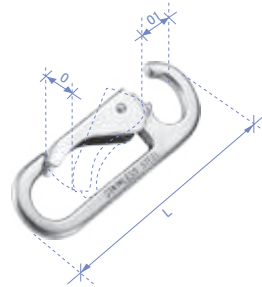
S2311



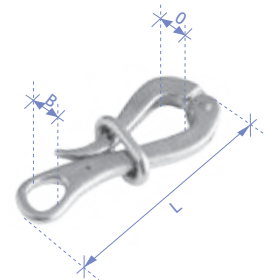
S2432



S247A

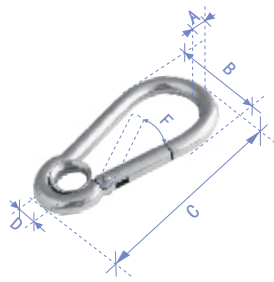


S247H



S890HP

	S4322	Swivel slip hook with safety latch Gancho deslizante giratorio con pestillo de seguridad Crochet émerillon avec loquet de sécurité		
SIZE(inch)	B(mm)	L(mm)	O(mm)	B.L.(kgs)
1/4"	22.0	119.0	22.5	1700
5/16"	27.5	141.5	24.0	2600
3/8"	28.0	160.5	28.5	3850
1/2"	35.7	199.5	36.0	5600
	S2311	Safety snap hook with latch Gancho de seguridad con pestillo Crochet de sécurité avec loquet		
SIZE(mm)	ΦB(mm)	L(mm)	O(mm)	B.L.(kgs)
19	19	100	20.4	750
28	28	119	23.8	1000
	S2432	Double locking safety hook Gancho de seguridad con doble cierre Crochet de sécurité avec double fermeture		
SIZE(mm)	ΦB(mm)	L(mm)	O(mm)	B.L.(kgs)
19	20	109	20	1550
	S247A	Closed end chain snap Mosquetón cerrado de final de cadena Mousqueton fermé de fin de chaîne		
SIZE(mm)	D(mm)	L(mm)	O(mm)	B.L.(kgs)
6	6	80	11	120
	S247H	Open end chain snap Mosquetón abierto de final de cadena Mousqueton ouvert de fin de chaîne		
SIZE(mm)	L(mm)	O(mm)	O1(mm)	B.L.(kgs)
6	75	10.3	8	180
	S890HP	Pelican hook with link Gancho pelicano con eslabón Crochet type pélican avec lien		
SIZE(inch)	B(mm)	L(mm)	O(mm)	B.L.(kgs)
4"	10	100	18	760
6"	13	150	22	1200



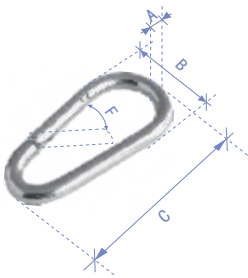
● S2450



S2450

Snap hook with eye, DIN5299 Form A
 Gancho mosquetón con anilla DIN 5299, tipo A
 Crochet mousqueton avec anneau DIN 5299, type A

SIZE(mm)	ΦA(mm)	B(mm)	C(mm)	D(mm)	F(mm)	WLL(lbs)
4x40	4	20	40	5	7	80
5x50	5	25	50	5	7	100
6x60	6	30	60	5	8	140
7x70	7	35	70	7	8	200
8x80	8	40	80	10	9	250
9x90	9	45	90	10	10	280
10x100	10	50	100	13	11	400
11x120	11	57	120	13	16	500
12x140	12	67	140	15	19	600
13x160	13	74	160	17	25	700
14x180	14	86	180	17	35	900



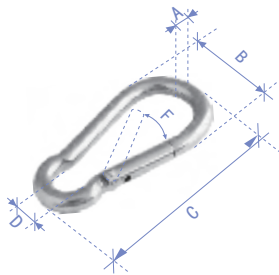
● S2454



S2454

Snap hook pear type, DIN5299 Form B
 Mosquetón tipo perra DIN 5299, tipo B
 Mousqueton type poire DIN5299, type B

SIZE(mm)	ΦA(mm)	B(mm)	C(mm)	F(mm)	WLL(lbs)
5x50	5	25	50	7	100
6x60	6	30	60	8	140
7x70	7	35	70	8	200
8x80	8	40	80	9	250
9x90	9	45	90	10	280
10x100	10	50	100	11	400
11x120	11	57	120	16	500
12x140	12	67	140	19	600



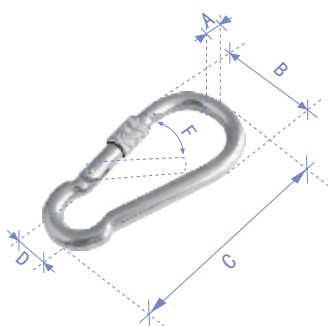
● S2451



S2451

Snap hook, DIN5299 Form C
 Mosquetón DIN 5299, tipo C
 Mousqueton DIN5299, type C

SIZE(mm)	ΦA(mm)	B(mm)	C(mm)	D(mm)	F(mm)	WLL(lbs)
4x40	4	20	40	7	7	80
5x50	5	25	50	8	7	100
6x60	6	30	60	9	8	140
7x70	7	35	70	10	8	200
8x80	8	40	80	12	9	250
9x90	9	45	90	12	10	280
10x100	10	50	100	15	11	400
11x120	11	57	120	18	16	500
12x140	12	67	140	20	19	600
13x160	13	74	160	22	25	700
14x180	14	86	180	22	35	900




● S2452



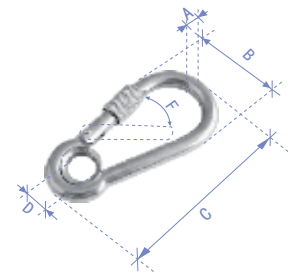
S2452

Snap hook with screw, DIN5299 Form D
 Mosquetón con rosca DIN 5299, tipo D
 Mousqueton avec vis DIN5299, type D


SIZE(mm)	ΦA(mm)	B(mm)	C(mm)	D(mm)	F(mm)	WLL(lbs)
4x40	4	20	40	7	7	80
5x50	5	25	50	8	7	100
6x60	6	30	60	9	8	140
7x70	7	35	70	10	8	200
8x80	8	40	80	12	9	250
9x90	9	45	90	12	10	280
10x100	10	50	100	15	11	400
11x120	11	57	120	18	16	500
12x140	12	67	140	20	19	600
13x160	13	74	160	22	25	700
14x180	14	86	180	22	35	900

 **S2453** Snap hook with eye and screw
Mosquetón con anilla y rosca
Mousqueton avec anneau et vis

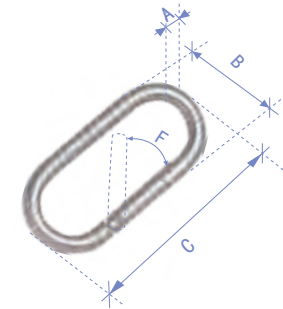
SIZE(mm)	ΦA(mm)	B(mm)	C(mm)	D(mm)	F(mm)	WLL(lbs)
5x50	5	25	50	5	7	100
6x60	6	30	60	5	8	140
7x70	7	35	70	7	8	200
8x80	8	40	80	10	9	250
9x90	9	45	90	10	10	280
10x100	10	50	100	13	11	400
11x120	11	57	120	13	16	500
12x140	12	67	140	15	19	600
13x160	13	74	160	17	25	700
14x180	14	86	180	17	35	900




S2453

 **S2455** Straight snap hook
Mosquetón recto
Mousqueton droit

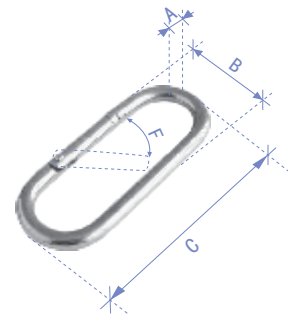
SIZE(mm)	ΦA(mm)	B(mm)	C(mm)	F(mm)	WLL(lbs)
5x50	5	25	50	9	100
6x60	6	30	60	11	140
8x80	8	40	80	13	250
10x100	10	50	100	16	400
11x120	11	58	120	21	500




S2455

 **S2455L** Long straight snap hook
Mosquetón recto largo
Mousqueton droit long

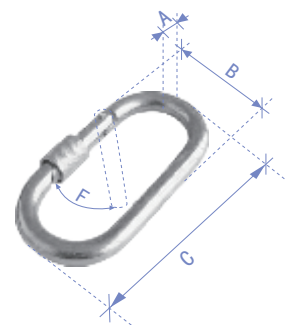
SIZE(mm)	ΦA(mm)	B(mm)	C(mm)	F(mm)	WLL(lbs)
5x50	5	25	67	9	100
6x60	6	30	80	10	140
8x80	8	40	95	12	250




S2455L

 **S2456** Straight snap hook with screw
Mosquetón recto con rosca
Mousqueton droit avec vis

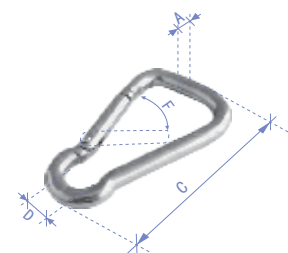
SIZE(mm)	ΦA(mm)	B(mm)	C(mm)	F(mm)	WLL(lbs)
5x50	5	25	50	9	100
6x60	6	30	60	11	140
8x80	8	40	80	13	250
10x100	10	50	100	16	400
11x120	11	58	120	21	500



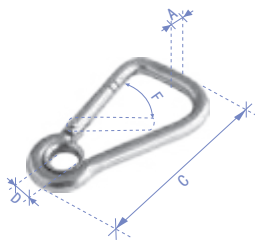
S2456

 **S2461** Oblique angle snap hook
Mosquetón oblicuo
Mousqueton oblique

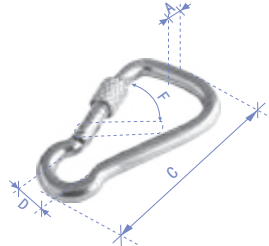
SIZE(mm)	ΦA(mm)	C(mm)	D(mm)	F(mm)	WLL(lbs)
5x50	5	50	8	9	100
6x60	6	60	9	10	140
8x80	8	80	12	13	250
10x100	10	100	15	18	400
11x120	11	120	15	24	500



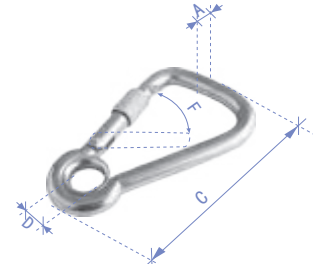
S2461



● **S2460**



● **S2462**

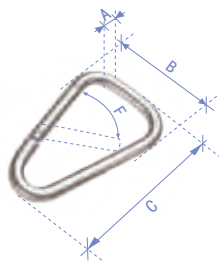


● **S2463**

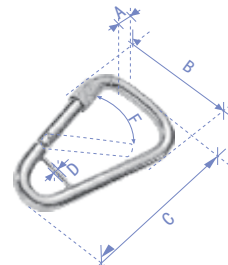
SIZE(mm)	ΦA(mm)	C(mm)	D(mm)	F(mm)	WLL(lbs)
5x50	5	50	5	9	100
6x60	6	60	5	10	140
8x80	8	80	10	13	250
10x100	10	100	13	18	400
11x120	11	120	13	24	500

SIZE(mm)	ΦA(mm)	C(mm)	D(mm)	F(mm)	WLL(lbs)
5x50	5	50	8	9	100
6x60	6	60	9	10	140
8x80	8	80	12	13	250
10x100	10	100	15	18	400
11x120	11	120	15	24	500

SIZE(mm)	ΦA(mm)	C(mm)	D(mm)	F(mm)	WLL(lbs)
5x50	5	50	5	9	100
6x60	6	60	5	10	140
8x80	8	80	10	13	250
10x100	10	100	13	18	400
11x120	11	120	13	24	500



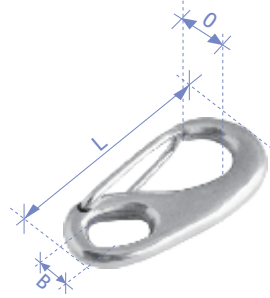
● **S2464**



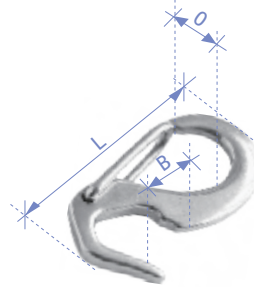
● **S2465**

SIZE(mm)	ΦA(mm)	B(mm)	C(mm)	F(mm)
11x120	11	70	120	27


SIZE(mm)	ΦA(mm)	B(mm)	C(mm)	D(mm)	F(mm)
11x120	11	70	120	4	25




● **S2470**



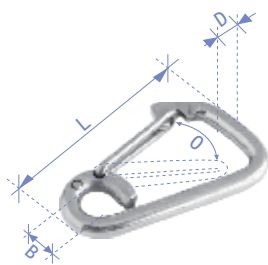
● **S2471**

 **S2470** Spring snap (eye end)
Mosquetón con muelle (acabado con anillo)
Mousqueton avec ressort (terminé avec un anneau)

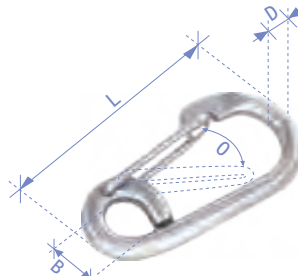
SIZE(mm)	B(mm)	L(mm)	O(mm)	B.L.(kgs)
32	4.0	32	7	80
50	6.6	50	10	220
70	9.0	70	14	500
100	13.8	98	20	900

 **S2471** Spring snap (hook end)
Mosquetón con muelle (acabado con gancho)
Mousqueton avec ressort (terminé avec crochet)

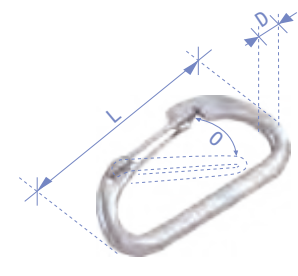
SIZE(mm)	B(mm)	L(mm)	O(mm)	B.L.(kgs)
50	8.5	50	12.8	250
65	8.7	65	16.6	350
90	11.5	90	22.8	700




● **SF2430**




● **SF24301**




● **SF24302**

 **SF2430** Spring snap (angle hook and eye end)
Mosquetón con muelle (gancho delta y acabado con anillo)
Mousqueton avec ressort (crochet delta et terminé avec un anneau)

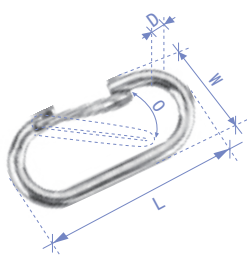
SIZE(mm)	B(mm)	ΦD(mm)	L(mm)	O(mm)	B.L.(kgs)
6	10	6	61	12.5	750
8	12	8	81	17.0	1750
10	15	10	102	23.5	2250
12	19	12	122	28.0	3650

 **SF24301** Spring snap (circular hook and eye end)
Mosquetón con muelle (gancho redondo y acabado con anillo)
Mousqueton avec ressort (crochet rond et terminé avec un anneau)

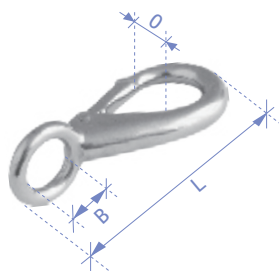
SIZE(mm)	B(mm)	ΦD(mm)	L(mm)	O(mm)	B.L.(kgs)
6	10	6	60	13	830
8	12	8	80	18	1600
10	15	10	100	21	2500
12	19	12	120	27	3300

 **SF24302** Spring snap (circular hook and open end)
Mosquetón con muelle (gancho semi circular)
Mousqueton avec ressort (crochet semi circulaire)

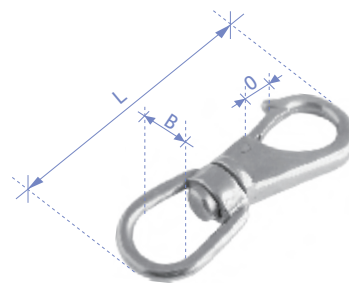
SIZE(mm)	ΦD(mm)	L(mm)	O(mm)	B.L.(kgs)
6	6	60	11.5	830
8	8	80	16.0	1600
10	10	100	19.0	2500
12	12	120	28.0	3300



● S24303



● S249

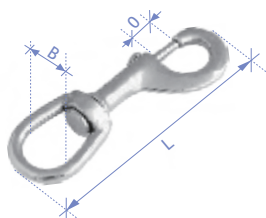


● S251

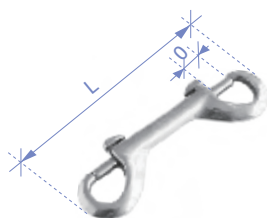
S24303				
Simple spring snap Mosquetón con muelle simple Mousqueton avec ressort simple				
SIZE(mm)	ΦD(mm)	L(mm)	W(mm)	O(mm)
4	4	40	17	6
5	5	50	25	8
6	6	60	35	12
8	8	70	40	14
10	10	80	45	15

S249				
Fixed eye snap Mosquetón de anilla fijo Mousqueton avec anneau fixe				
SIZE(mm)	ΦB(mm)	L(mm)	O(mm)	B.L.(kgs)
0	10	53.5	10.0	160
1	16	73.0	15.0	200
2	19	81.5	17.0	300
3	19	98.0	23.5	450

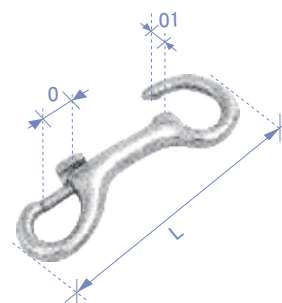
S251				
Swivel eye snap Mosquetón de anilla giratorio Mousqueton avec anneau giratoire				
SIZE(mm)	ΦB(mm)	L(mm)	O(mm)	B.L.(kgs)
0	16.5	69.0	10.0	200
1	19.5	85.0	13.0	170
2	20.5	99.0	15.5	250
3	19.5	117.5	20.5	340




● S225





● S161/162/163

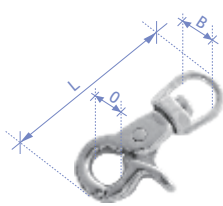


● S231/232/245

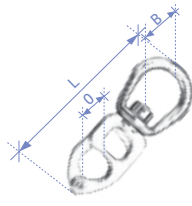
	S225	Swivel bolt snap Mosquetón de cerrojo giratorio Mousqueton Twist-lock		
SIZE(inch)	B(mm)	L(mm)	O(mm)	B.L.(kgs)
3/8"	11.0	63	6.3	180
1/2"	13.5	75	7.0	250
5/8"	17.0	85	8.0	650
3/4"	20.5	91	8.0	650
1 1/4"	33.0	120	13.7	550

	S161/162/163	Double end bolt snap Mosquetón de cerrojo doble Mousqueton double Twist-lock	
SIZE(inch)	L(mm)	O(mm)	B.L.(kgs)
S161	90	6.5	180
S162	100	10.0	350
S163	120	11.5	360

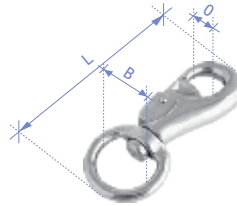
	S231/232/245	Hook end bolt snap Mosquetón de cerrojo con gancho Mousqueton Twist-lock avec crochet		
SIZE(inch)	L(mm)	O(mm)	O1(mm)	B.L.(kgs)
S231	90	10	8	190
S232	105	10	9.5	240
S245	130	14	13	375



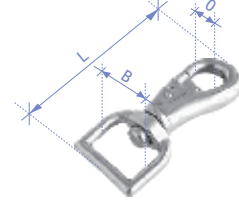
● **S5013**




● **S5015**





● **S3142/S333**




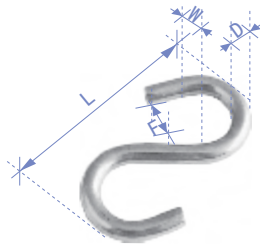
● **S3143/S334**

	S5013	Trigger snap (swivel end) Mosquetón de gatillo giratorio Mousqueton à verrouillage gâchette rotatif		
SIZE(inch)	B(mm)	L(mm)	ΦO(mm)	B.L.(kgs)
1/2"	13.0	66.5	12	200
5/8"	16.8	69.5	12	200
1"	25.4	70.0	12	200

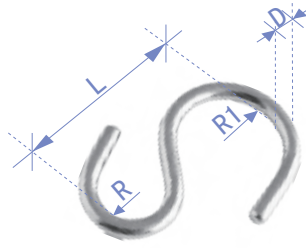
	S5015	Tiger head snap shackle (swivel end) Mosquetón cabeza de tigre con argolla giratoria Mousqueton tête de tigre avec oeil et anneau pivotant	
SIZE(mm)	A(mm)	B(mm)	L(mm)
85	20	13	85
100	23	16	100
115	27	18	115

	S3142/S333	Bull snap (eye swivel end) Mosquetón de toro (anilla giratoria) Mousqueton de toro (anneau giratoire)		
SIZE(inch)	B(mm)	L(mm)	O(mm)	B.L.(kgs)
S3142	25.50	100.00	17	650
S333	30.00	130.00	20	1080

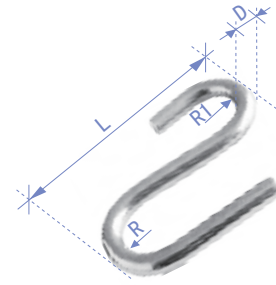
	S3143/S334	Bull snap (rectangular swivel end) Mosquetón de toro (anilla rectangular giratoria) Mousqueton de toro (anneau rectangular giratoire)		
SIZE(inch)	B(mm)	L(mm)	O(mm)	B.L.(kgs)
S3143	29.00	100.00	17	650
S334	29.00	120.00	20	1080




● SF880





● SF268

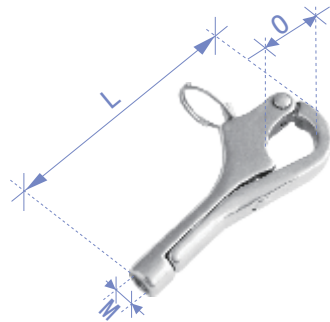


● SF875

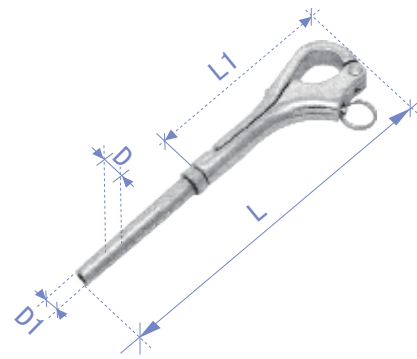
 SF880	S hook (type 1)	Gancho es S (tipo 1)	Crochet en S (type1)	
SIZE(mm)	ØD(mm)	F(mm)	L(mm)	W(mm)
3x30	3	4	30	9
4x40	4	6	40	12
5x50	5	8	50	15
6x60	6	9	60	18
8x80	8	12	80	24
10x100	10	13	100	30
12x120	12	16	120	36

 SF268	S hook (type 2)	Gancho es S (tipo 2)	Crochet en S (type2)		
SIZE(mm)	ØD(mm)	L(mm)	R(mm)	R1(mm)	B.L.(kgs)
2x19	2	19	3.75	3.75	15
3x30	3	30	4.50	8.00	25
4x36	4	36	6.00	9.50	50
5x43	5	43	7.00	10.50	120
6x50	6	50	7.50	12.50	140
8x67	8	67	10.00	16.50	250
10x85	10	85	12.50	20.50	435


 SF875	S hook (type 3)	Gancho es S (tipo 3)	Crochet en S (type3)		
SIZE(mm)	ØD(mm)	L(mm)	R(mm)	R1(mm)	B.L.(kgs)
4	4	40	4.0	4.0	60
5	5	50	4.5	4.5	150
6	6	60	6.0	6.0	200
8	8	75	8.0	8.0	400
9	9	85	9.0	9.0	650
10	10	100	9.0	9.0	800
12	12	120	11.0	11.0	1150




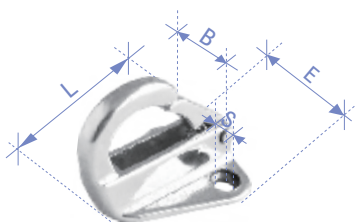
● **S2831**



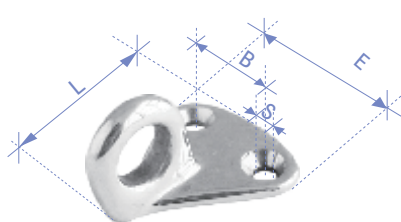
● **S2831X**

 S2831	Pelican hook	Gancho Pelicano	Crochet type Pelican	
SIZE(inch)	L(mm)	M(mm)	O(mm)	B.L.(kgs)
3"	75	M6	13.0	1200
3"	75	1/4"LH-UNF	13.0	1200
3"	75	1/4"RH-UNF	13.0	1200
3"	75	1/4"LH-UNC	13.0	1200
3"	75	1/4"RH-UNC	13.0	1200
4"	100	M8	16.0	1500
4"	100	5/16"LH-UNF	16.0	1500
4"	100	5/16"RH-UNF	16.0	1500
6"	150	M12	25.5	3500

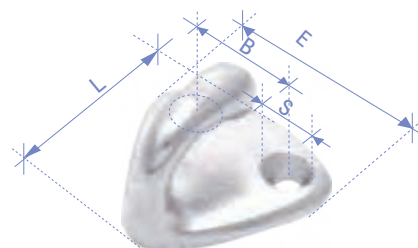
 S2831X	Pelican hook with stud terminal		Gancho Pelicano con varilla	Crochet type Pelican avec tige		
SIZE(mm)	ΦD(mm)	D1(mm)	L(mm)	L1(mm)	DiaΦcable(mm)	B.L.(kgs)
75x3	6.35	3.30	129	75	3	1000
75x4	7.54	4.30	130	75	4	1000
75x6	12.52	6.35	166	75	6	1000
100x4	7.54	4.30	168	100	4	1500
100x5	9.08	5.30	176	100	5	1500
100x6	12.52	6.35	183	100	6	1500
100x8	16.13	8.40	213	100	8	1500
150x6	12.52	6.35	242	150	6	3500
150x8	16.13	8.40	267	150	8	3500
150x10	17.85	10.50	277	150	10	3500
150x12	21.44	12.50	312	150	12	3500



● S5359



● S5341

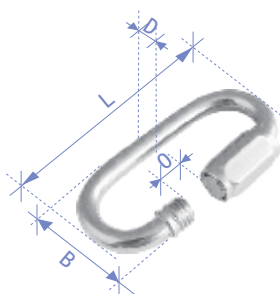


● S5373

S5359	Spring fender hook	Gancho de defensa con muelle	Crochet de defense avec ressort		
SIZE(mm)	B(mm)	E(mm)	L(mm)	ØS(mm)	
5	10	34	37	4.6	
10	10	34	40	4.3	

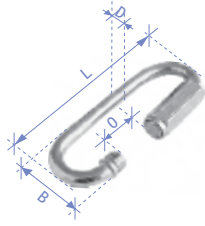
S5341	Fender hook	Gancho de defensa	Crochet de defense		
SIZE(mm)	B(mm)	E(mm)	L(mm)	ØS(mm)	
9	18	30	18	4.6	

S5373	Awning hook	Gancho de toldo	Crochet de paresoleil		
SIZE(mm)	B(mm)	E(mm)	L(mm)	ØS(mm)	
19	16	27	21	3.7	



● S7350

S7350	Quick link	Cierre rapido	Fermeture rapide		
SIZE(mm)	B(mm)	φD(mm)	L(mm)	O(mm)	WLL(lbs)
3.5	17	3.5	36.5	5	175
4	19.5	4	40	5.5	500
5	23	5	49	6.5	650
6	26.5	6	58	7.5	875
7	30.5	7	65	8.5	1200
8	33.5	8	75	10.5	1525
9	35	9	82	11.5	1975
10	40.5	10	90	12.5	2300
12	47.5	12	107	14.5	2500
14	54.5	14	125	17	2800



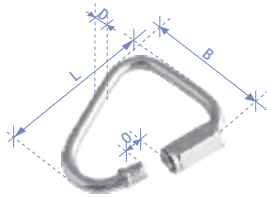
● **S7350W**



S7350W

Wide jaw quick link
Modaza ancha de cierre rapido
Maillon large mâchoire fermeture rapide

SIZE(mm)	B(mm)	φD(mm)	L(mm)	O(mm)	WLL(lbs)
3.5	17	3.5	47	10	175
5	23	5	62	14	650
6	26.5	6	72	16	875
8	33.5	8	90	18	1525
10	40.5	10	105	20	2300
12	47.5	12	122	23	2500



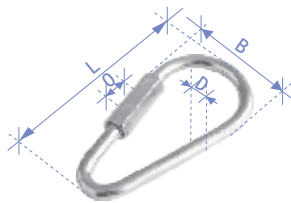
● **S7360**



S7360

Triangle quick link
Triangulo de cierre rapido
Maillon triangulaire de fermeture rapide

SIZE(mm)	B(mm)	φD(mm)	L(mm)	O(mm)	WLL(lbs)
3.5	31	3.5	37	5	120
5	40	5	47	6	450
6	47	6	56	7.5	600
8	56	8	73	10	1100
10	66	10	87	12	1500
12	75	12	104	15	1650
14	86	14	122	19	1900



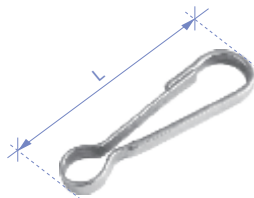
● **S7360P**



S7360P

Pear shape quick link
Mordaza triangulo de cierre rapido
Maillon forme poire de fermeture rapide

SIZE(mm)	B(mm)	φD(mm)	L(mm)	O(mm)	WLL(lbs)
3.5	27	3.5	52	9.5	120
4	32	4	60	11	350
5	37	5	70	12	450
6	42.8	6	81	14	600
8	50.8	8	100	17	1100
9	57	9	108	19	1300
10	63.5	10	117.5	20.5	1500
12	76.00	12	141	23	1650



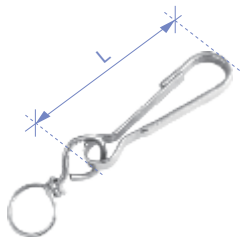
● **S4293**



S4293

Nickel plated snap hook
Mosquetón niquelado
Mousqueton nickel

SIZE(mm)	L(mm)
25	25
30	30
40	40
50	50
60	60
70	70
80	80
90	90
100	100
120	120



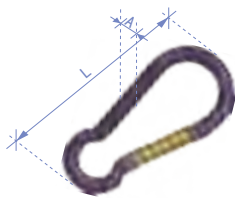
● **S4293W**



S4293W

Nickel plated swivel snap hook
Mosquetón niquelado giratorio
Mousqueton nickel giratoire

SIZE(mm)	L(mm)
25	25
30	30
40	40
50	50
60	60
70	70
80	80
90	90
100	100
120	120



● A001

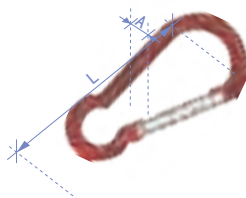


A001

Aluminium snap hook carbine type
Mosquetón de aluminio tipo carabina
Mousqueton en aluminium type carabine

SIZE(mm)	ΦA(mm)	L(mm)
5x50	5	50
6x60	6	60
7x70	7	70
8x80	8	80
10x100	10	100

color: red, purple, gold, green, blue, black, light blue, silver are available
Colores: rojo, morado, dorado, verde, azul, negro, azul claro y plateado
Couleurs : rouge, pourpre, or, vert, bleu, noir, bleu clair et argent



● A002

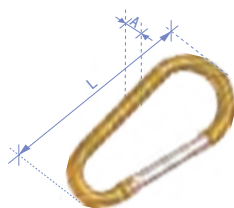


A002

Aluminium snap hook carbine type
Mosquetón de aluminio tipo carabina
Mousqueton en aluminium type carabine

SIZE(mm)	ΦA(mm)	L(mm)
5x50	5	50
6x60	6	60
7x70	7	70
8x80	8	80
10x100	10	100

color: red, purple, gold, green, blue, black, light blue, silver are available
Colores: rojo, morado, dorado, verde, azul, negro, azul claro y plateado
Couleurs : rouge, pourpre, or, vert, bleu, noir, bleu clair et argent



● A003

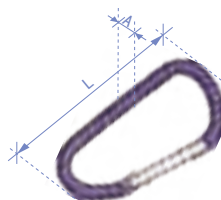


A003

Aluminium snap hook pear type
Mosquetón de aluminio tipo pera
Mousqueton en aluminium type poire

SIZE(mm)	ΦA(mm)	L(mm)
5x50	5	50
6x60	6	60
7x70	7	70
8x80	8	80
10x100	10	100

color: red, purple, gold, green, blue, black, light blue, silver are available
Colores: rojo, morado, dorado, verde, azul, negro, azul claro y plateado
Couleurs : rouge, pourpre, or, vert, bleu, noir, bleu clair et argent



● A004

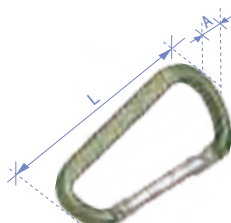


A004

Aluminium snap hook D type
Mosquetón de aluminio tipo D
Mousqueton en aluminium type D

SIZE(mm)	ΦA(mm)	L(mm)
5x50	5	50
6x60	6	60
7x70	7	70
8x80	8	80
10x100	10	100

color: red, purple, gold, green, blue, black, light blue, silver are available
Colores: rojo, morado, dorado, verde, azul, negro, azul claro y plateado
Couleurs : rouge, pourpre, or, vert, bleu, noir, bleu clair et argent



● A005

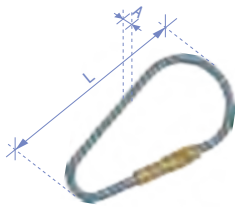


A005

Aluminium snap hook flat D type with pin
Mosquetón de aluminio plano tipo D con pin
Mousqueton en aluminium plat type D avec pin

SIZE(mm)	ΦA(mm)	L(mm)
5x50	5	50
6x60	6	60
7x70	7	70
8x80	8	80
10x100	10	100

color: red, purple, gold, green, blue, black, light blue, silver are available
Colores: rojo, morado, dorado, verde, azul, negro, azul claro y plateado
Couleurs : rouge, pourpre, or, vert, bleu, noir, bleu clair et argent



A006

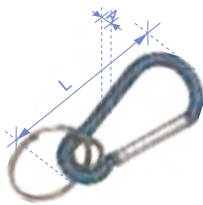


A006

Aluminium snap hook with brass screw
Mosquetón de aluminio con rosca de latón
Mousqueton en aluminium vis en laiton

SIZE(mm)	ΦA(mm)	L(mm)
3x55	3	55

color: red, purple, gold, green, blue, black, light blue, silver are available
Colores: rojo, morado, dorado, verde, azul, negro, azul claro y plateado
Couleurs : rouge, pourpre, or, vert, bleu, noir, bleu clair et argent



A007



A007

Aluminium snap hook with eye and key ring
Mosquetón de aluminio con aro y anilla
Mousqueton en aluminium avec oeillet et anneau

SIZE(mm)	ΦA(mm)	L(mm)
5x50	5	50
6x60	6	60
7x70	7	70
8x80	8	80
10x100	10	100

color: red, purple, gold, green, blue, black, light blue, silver are available
Colores: rojo, morado, dorado, verde, azul, negro, azul claro y plateado
Couleurs : rouge, pourpre, or, vert, bleu, noir, bleu clair et argent



A008

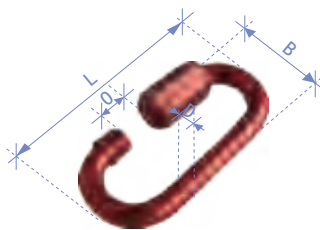


A008

Aluminium snap hook with PVC sponage
Mosquetón de aluminio con PVC
Mousqueton en aluminium avec PVC

SIZE(mm)	ΦA(mm)	L(mm)
12x160	12	160

color: red, purple, gold, green, blue, black, light blue, silver are available
Colores: rojo, morado, dorado, verde, azul, negro, azul claro y plateado
Couleurs : rouge, pourpre, or, vert, bleu, noir, bleu clair et argent



A009



A009

Aluminium quick link
Cierre rapido de aluminio
Fermeture rapide en aluminim

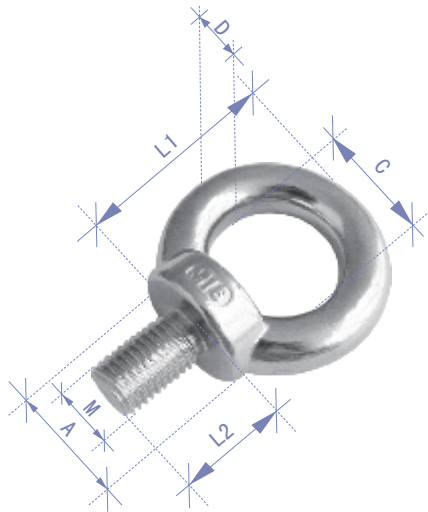
SIZE(mm)	B(mm)	φD(mm)	L(mm)	O(mm)
3.5	17	3.5	36.5	5
5	23	5	49	6.5
6	26.5	6	58	7.5
8	33.5	8	75	10.5
9	35	9	82	11.5
10	40.5	10	90	12.5
12	47.5	12	107	14.5

color: red, purple, gold, green, blue, black, light blue, silver are available
Colores: rojo, morado, dorado, verde, azul, negro, azul claro y plateado
Couleurs : rouge, pourpre, or, vert, bleu, noir, bleu clair et argent

Screws & nuts

Tornillos & Tuercas

Visserie & Ecrous





S580



S582

 S580	Eye bolt DIN580	Anilla roscada DIN 580	Boulon à œil DIN 580				
SIZE(mm)	A(mm)	ΦC(mm)	ΦD(mm)	L1(mm)	L2(mm)	M(thread)	B.L.(kgs)
6	17	15	6	28	13	M6	1300
8	20	20	8	36	14	M8	2000
10	25	25	10	45	17	M10	2600
12	30	30	12	53	21	M12	4900
16	35	35	14	62	27	M16	7000
20	40	40	16	71	30	M20	10000
24	50	50	20	90	36	M24	15000
30	65	60	24	109	45	M30	20000
36	75	70	28	128	55	M36	

 S582	Eye nut DIN582	Anilla DIN 582	Ecrou à œil DIN 582			
SIZE(mm)	A(mm)	ΦC(mm)	ΦD(mm)	L1(mm)	M(thread)	B.L.(kgs)
6	20	15	6	28	M6	1300
8	20	20	8	36	M8	2200
10	25	25	10	45	M10	2600
12	30	30	12	53	M12	4900
16	35	35	14	62	M16	7000
20	40	40	16	71	M20	10000
24	50	50	20	90	M24	18000
30	65	60	24	109	M30	22000
36	75	70	28	126	M36	34000





S1168



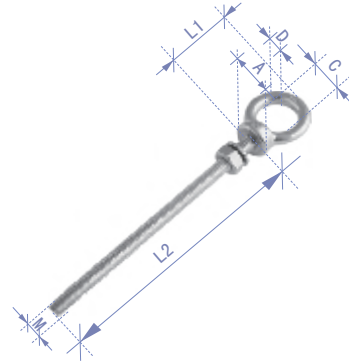
S1169

 S1168 Eye bolt jis type	Anilla roscada tipo jis		Boulon à œil type jis				
SIZE(mm/inch)	A(mm)	ΦC(mm)	ΦD(mm)	L1(mm)	L2(mm)	M(thread)	B.L.(kgs)
6	14	16	5	30	10	M6	1100
8	16	20	6.2	33	15	M8	1800
10	20	25	8	41	18	M10	2600
12	25	30	10	51	22	M12	3500
16	32	35	12.5	60	27	M16	8000
20	37	40	15.5	71	30	M20	10500
24	44	50	20	90	38	M24	14550
30	60	60	25	110	45	M30	
1/4"	14	16	5	30	10	1/4"	1100
5/16"	16	20	6.2	33	15	5/16"	1800
3/8"	20	25	8	41	18	3/8"	2600
1/2"	25	30	10	51	22	1/2"	3400
5/8"	32	35	12.5	60	27	5/8"	8000
3/4"	37	40	15.5	71	30	3/4"	10500
1"	44	50	20	90	38	1"	13000


 S1169 Eye nut jis type	Anilla tipo jis		Ecrou à œil type jis			
SIZE(mm/inch)	A(mm)	ΦC(mm)	ΦD(mm)	L1(mm)	M(thread)	B.L.(kgs)
6	14	16	5.0	30	M6	1100
8	16	20	6.2	39.3	M8	1300
10	20	25	8.0	48	M10	2600
12	25	30	10.0	61	M12	3500
16	32	35	12.5	72	M16	8000
20	37	40	16.0	86	M20	10500
24	44	50	20.0	111	M24	14550
30	60	60	25.0	135	M30	20000
1/4"	14	16	5.0	30	1/4"	1200
5/16"	16	20	6.2	39.3	5/16"	1300
3/8"	20	25	8.0	48	3/8"	2600
1/2"	25	30	10.0	61	1/2"	3500
5/8"	32	35	12.5	72	5/8"	8000
3/4"	37	40	16.0	86	3/4"	10500
1"	44	50	20.0	111	1"	14450




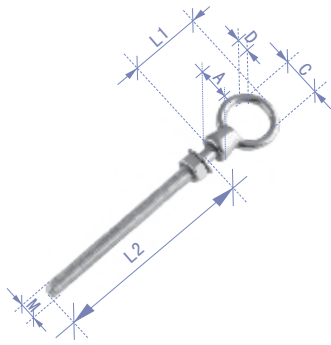
S80704



S582L

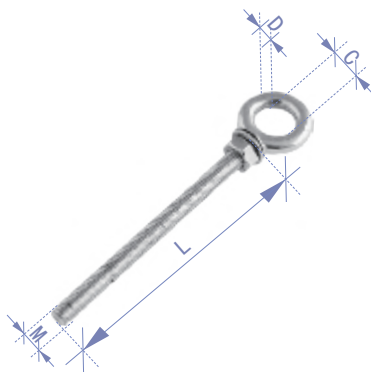
 S80704	Rectangular eye nut	Anilla rectangular	Boulon tête rectangulaire		
SIZE(mm)	C(mm)	ΦD(mm)	L(mm)	M(thread)	B.L.(kgs)
8	32	6.5	36.5	M8	2200
10	42	8.0	45.0	M10	3600
12	48	10.0	52.0	M12	4300
16	50	12.5	59.0	M16	

 S582L	Welded eye bolt (washer and nut) Din type Anilla roscada soldada (arandela y tuerca) tipo DIN Boulon à oeil soudé type DIN (rondelle et écrou)						
SIZE(mm)	A(mm)	ΦC(mm)	ΦD(mm)	L1(mm)	L2(mm)	M(thread)	B.L.(kgs)
M6x40	17	15	6	28	40	M6	1300
M6x60	17	15	6	28	60	M6	1300
M6x80	17	15	6	28	80	M6	1300
M6x100	17	15	6	28	100	M6	1300
M6x120	17	15	6	28	120	M6	1300
M8x60	20	20	8	36	60	M8	2000
M8x80	20	20	8	36	80	M8	2000
M8x100	20	20	8	36	100	M8	2000
M8x120	20	20	8	36	120	M8	2000
M8x150	20	20	8	36	150	M8	2000
M10x60	25	25	10	45	60	M10	2600
M10x80	25	25	10	45	80	M10	2600
M10x100	25	25	10	45	100	M10	2600
M10x120	25	25	10	45	120	M10	2600
M10x150	25	25	10	45	150	M10	2600
M10x200	25	25	10	45	200	M10	2600
M12x60	30	30	12	53	60	M12	4900
M12x80	30	30	12	53	80	M12	4900
M12x100	30	30	12	53	100	M12	4900
M12x120	30	30	12	53	120	M12	4900
M12x150	30	30	12	53	150	M12	4900
M12x200	30	30	12	53	200	M12	4900
M12x250	30	30	12	53	250	M12	4900



S1169L

Welded eye bolt (washer and nut) jis type Anilla roscada soldada (arandela y tuerca) tipo jis Boulon à oeil soudé type jis (rondelle et écrou)							
SIZE(mm)	A(mm)	ΦC(mm)	ΦD(mm)	L1(mm)	L2(mm)	M(thread)	B.L.(kgs)
M6x40	14	16	5	30	40	M6	1100
M6x60	14	16	5	30	60	M6	1100
M6x80	14	16	5	30	80	M6	1100
M6x100	14	16	5	30	100	M6	1100
M6x120	14	16	5	30	120	M6	1100
M8x60	16	20	6.2	39.3	60	M8	1300
M8x80	16	20	6.2	39.3	80	M8	1300
M8x100	16	20	6.2	39.3	100	M8	1300
M8x120	16	20	6.2	39.3	120	M8	1300
M8x150	16	20	6.2	39.3	150	M8	1300
M10x60	20	25	8	48	60	M10	2600
M10x80	20	25	8	48	80	M10	2600
M10x100	20	25	8	48	100	M10	2600
M10x120	20	25	8	48	120	M10	2600
M10x150	20	25	8	48	150	M10	2600
M10x200	20	25	8	48	200	M10	2600
M12x60	25	30	10	61	60	M12	3500
M12x80	25	30	10	61	80	M12	3500
M12x100	25	30	10	61	100	M12	3500
M12x120	25	30	10	61	120	M12	3500
M12x150	25	30	10	61	150	M12	3500
M12x200	25	30	10	61	200	M12	3500
M12x250	25	30	10	61	250	M12	3500

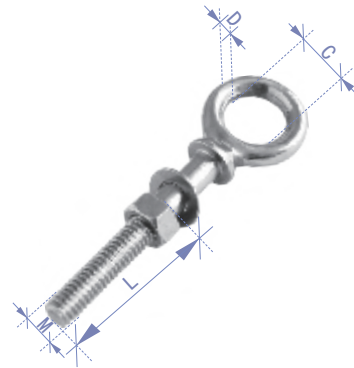


SF3191


Welded eye bolt (double washer and nut) Anilla roscada soldada (doble arandela y tuerca) Boulon à oeil soudé (2 rondelles et écrou)					
SIZE(mm)	ΦC(mm)	ΦD(mm)	L(mm)	M(mm)	B.L.(kgs)
M5x50	11	4.40	50	M5	600
M6x40	13	5.25	40	M6	1000
M6x50	13	5.25	50	M6	1000
M6x60	13	5.25	60	M6	1000
M6x80	13	5.25	80	M6	1000
M6x100	13	5.25	100	M6	1000
M6x125	13	5.25	125	M6	1000
M6x160	13	5.25	160	M6	1000
M8x40	17	7.00	40	M8	1800
M8x60	17	7.00	60	M8	1800
M8x80	17	7.00	80	M8	1800
M8x100	17	7.00	100	M8	1800
M8x110	17	7.00	110	M8	1800
M8x120	17	7.00	120	M8	1800
M8x125	17	7.00	125	M8	1800
M8x130	17	7.00	130	M8	1800
M8x150	17	7.00	150	M8	1800
M10x50	21	8.80	50	M10	2400
M10x60	21	8.80	60	M10	2400
M10x80	21	8.80	80	M10	2400
M10x100	21	8.80	100	M10	2400
M10x120	21	8.80	120	M10	2400
M10x130	21	8.80	130	M10	2400
M10x140	21	8.80	140	M10	2400
M10x150	21	8.80	150	M10	2400
M10x200	21	8.80	200	M10	2400
M12x80	25	10.70	80	M12	3500
M12x100	25	10.70	100	M12	3500
M12x120	25	10.70	120	M12	3500
M12x140	25	10.70	140	M12	3500
M12x150	25	10.70	150	M12	3500
M12x185	25	10.70	185	M12	3500
M16x150	18	14.45	150	M16	7500




SF319



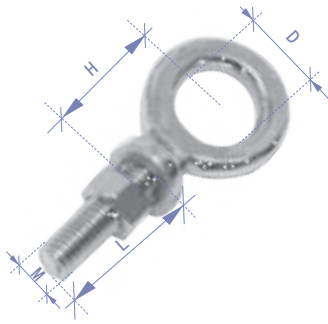
S277

 **SF319** Ring bolt (with washer and nut)
Aro roscado (con arandela y tuerca)
Vis anneau (avec rondelle et écrou)

SIZE(mm)	ΦC(mm)	ΦD(mm)	L(mm)	M(thread)	B.L.(kgs)
M5x50	30	5	60	M5	550
M6x60	35	6	60	M6	1000
M6x80	35	6	80	M6	1000
M6x100	35	6	100	M6	1000
M8x60	45	8	60	M8	1800
M8x80	45	8	80	M8	1800
M8x100	45	8	100	M8	1800
M8x120	45	8	120	M8	1800
M8x150	45	8	150	M8	1800
M10x100	50	9	100	M10	2400
M10x120	50	9	120	M10	2400
M10x150	50	9	150	M10	2400
M12x110	60	12	110	M12	4000
M12x120	60	12	120	M12	4000
M12x150	60	12	150	M12	4000
M12x180	60	12	180	M12	4000
M12x200	60	12	200	M12	4000

 **S277** Forged shoulder eye bolt, U.S. type, G277
Anilla forjado roscado tipo US – G277 (con arandela y tuerca)
Anneau forgé type US – G277 (avec écrou et rondelle)

SIZE(inch)	A(inch)	ΦD(inch)	L(inch)	M(thread)
1/4"x2"	1.50	0.50	2.00	1/4"
1/4"x4"	2.50	0.50	4.00	1/4"
5/16"x2-1/4"	1.50	0.62	2.25	5/16"
5/16"x4-1/4"	2.50	0.62	4.50	5/16"
3/8"x2-1/2"	1.50	0.75	2.50	3/8"
3/8"x4-1/2"	2.50	0.75	4.50	3/8"
1/2"x3-1/4"	1.50	1.00	3.25	1/2"
1/2"x6"	3.00	1.00	6.00	1/2"
5/8"x4"	2.00	1.25	4.00	5/8"
5/8"x6"	3.00	1.25	6.00	5/8"
3/4"x4-1/2"	2.00	1.50	4.50	3/4"
3/4"x6"	3.00	1.50	6.00	3/4"
7/8"x5"	2.50	1.75	5.00	7/8"
1"x6"	3.00	2.00	6.00	1"
1"x9"	4.00	2.00	9.00	1"
1-1/4"x8"	4.00	2.50	8.00	1-1/4"
1-1/4"x12"	4.00	2.50	12.00	1-1/4"



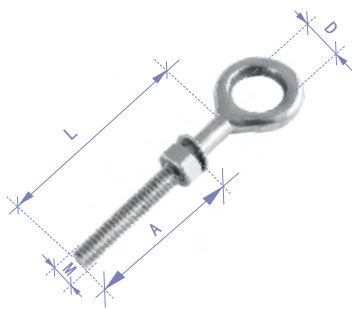
S279



S279

Forged shoulder eye bolt, U.S. type, G279
Anilla forjado roscado tipo US – G279
Anneau forgé type US – G279

SIZE(inch)	H(inch)	ΦD(inch)	L(inch)	M(thread)
1/4"x1"	0.50	0.50	1.00	1/4"
5/16"x1-1/8"	0.63	0.63	1.13	5/16"
3/8"x1-1/4"	0.75	0.75	1.25	3/8"
1/2"x1-1/2"	1.00	1.00	1.50	1/2"
5/8"x1-3/4"	1.25	1.25	1.75	5/8"
3/4"x2"	1.50	1.50	2.00	3/4"
7/8"x2-1/4"	1.75	1.75	2.25	7/8"
1"x2-1/2"	2.00	2.00	2.50	1"
1-1/4"x3"	2.50	2.50	3.00	1-1/4"
1-1/2"x3-1/2"	3.00	3.00	3.50	1-1/2"



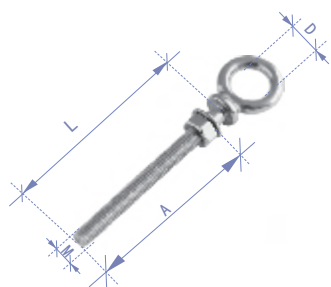
S291



S291

Forged regular eye bolt, U.S. type, G291
Anilla forjado roscado tipo US – G291
Anneau forgé type US – G291

SIZE(inch)	A(inch)	ΦD(inch)	L(inch)	M(thread)
1/4"x2"	1.50	0.50	2.00	1/4"
1/4"x4"	2.25	0.50	4.00	1/4"
5/16"x2-1/4"	1.50	0.62	2.25	5/16"
5/16"x4-1/2"	2.50	0.62	4.50	5/16"
3/8"x2-1/2"	1.25	0.75	2.50	3/8"
3/8"x4-1/2"	2.25	0.75	4.50	3/8"
3/8"x6"	2.50	0.75	6.00	3/8"
1/2"x3-1/4"	1.50	1.00	3.25	1/2"
1/2"x6"	3.00	1.00	6.00	1/2"
1/2"x8"	3.00	1.00	8.00	1/2"
1/2"x10"	3.00	1.00	10.00	1/2"
1/2"x12"	3.00	1.00	12.00	1/2"
5/8"x4"	2.00	1.25	4.00	5/8"
5/8"x6"	3.00	1.25	6.00	5/8"
5/8"x8"	3.00	1.25	8.00	5/8"
3/4"x4-1/2"	2.00	1.50	4.50	3/4"
3/4"x6"	3.00	1.50	6.00	3/4"
3/4"x8"	3.00	1.50	8.00	3/4"
7/8"x5"	2.50	1.75	5.00	7/8"
7/8"x8"	4.00	1.75	8.00	7/8"
7/8"x12"	4.00	1.75	12.00	7/8"
1"x6"	3.00	2.00	6.00	1"
1"x9"	4.00	2.00	9.00	1"
1"x12"	4.00	2.00	12.00	1"
1"x18"	7.00	2.00	18.00	1"
1-1/4"x8"	4.00	2.50	8.00	1-1/4"
1-1/4"x12"	4.00	2.50	12.00	1-1/4"
1-1/4"x20"	6.00	2.50	20.00	1-1/4"



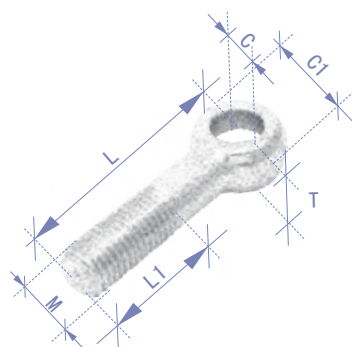
S307




S307

Forged shoulder eye bolt, European type, G307
Anilla forjado roscado tipo europeo - G307
Anneau forgé type européen - G307

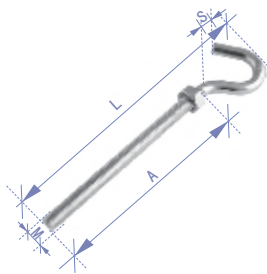
SIZE(mm)	A(mm)	ΦD(mm)	L(mm)	M(thread)
M6x40	34	12	40	M6
M6x60	54	12	60	M6
M6x80	72	12	80	M6
M8x60	55	14	60	M8
M8x80	70	14	80	M8
M8x100	90	14	100	M8
M10x100	88	16	100	M10
M10x120	108	16	120	M10
M12x120	105	18	120	M12
M12x150	135	18	150	M12



DIN444

 DIN444	Eye bolt	Anilla roscada	Anneau vis			
SIZE(mm)	ΦC(mm)	ΦC1(mm)	L(mm)	L1(mm)	M(thread)	T(mm)
5x30	5.2	12	30	20	M5	6
5x40	5.2	12	40	22	M5	6
5x50	5.2	12	50	30	M5	6
5x60	5.2	12	60	36	M5	6
6x25	6.2	14	25	15	M6	7
6x35	6.2	14	35	18	M6	7
6x40	6.2	14	40	22	M6	7
6x45	6.2	14	45	25	M6	7
6x50	6.2	14	50	30	M6	7
6x60	6.2	14	60	36	M6	7
6x70	6.2	14	70	42	M6	7
6x75	6.2	14	75	46	M6	7
6x80	6.2	14	80	50	M6	7
8x25	8.2	18	25	15	M8	9
8x30	8.2	18	30	15	M8	9
8x35	8.2	18	35	18	M8	9
8x40	8.2	18	40	22	M8	9
8x45	8.2	18	45	25	M8	9
8x50	8.2	18	50	28	M8	9
8x60	8.2	18	60	34	M8	9
8x65	8.2	18	65	38	M8	9
8x70	8.2	18	70	40	M8	9
8x75	8.2	18	75	45	M8	9
8x80	8.2	18	80	48	M8	9
8x100	8.2	18	100	60	M8	9
8x120	8.2	18	120	73	M8	9
10x40	10.2	20	40	20	M10	12
10x45	10.2	20	45	23	M10	12
10x50	10.2	20	50	29	M10	12
10x60	10.2	20	60	32	M10	12
10x65	10.2	20	65	35	M10	12
10x70	10.2	20	70	40	M10	12
10x75	10.2	20	75	43	M10	12
10x80	10.2	20	80	46	M10	12
10x90	10.2	20	90	53	M10	12
10x100	10.2	20	100	60	M10	12
12x50	12.2	25	50	25	M12	14
12x55	12.2	25	55	28	M12	14
12x60	12.2	25	60	32	M12	14
12x65	12.2	25	65	35	M12	14
12x70	12.2	25	70	38	M12	14
12x75	12.2	25	75	42	M12	14
12x80	12.2	25	80	45	M12	14
12x90	12.2	25	90	50	M12	14
12x100	12.2	25	100	58	M12	14
12x110	12.2	25	110	65	M12	14
12x120	12.2	25	120	72	M12	14
12x130	12.2	25	130	78	M12	14
12x140	12.2	25	140	85	M12	14
12x150	12.2	25	150	92	M12	14
12x160	12.2	25	160	95	M12	14

16x60	16.2	32	60	30	M16	17
16x70	16.2	32	70	35	M16	17
16x80	16.2	32	80	42	M16	17
16x90	16.2	32	90	49	M16	17
16x100	16.2	32	100	56	M16	17
16x110	16.2	32	110	62	M16	17
16x120	16.2	32	120	70	M16	17
16x130	16.2	32	130	75	M16	17
16x140	16.2	32	140	82	M16	17
16x150	16.2	32	150	90	M16	17
16x160	16.2	32	160	96	M16	17
20x70	18.2	40	70	30	M20	22
20x75	18.2	40	75	35	M20	22
20x80	18.2	40	80	40	M20	22
20x90	18.2	40	90	42	M20	22
20x100	18.2	40	100	53	M20	22
20x110	18.2	40	110	60	M20	22
20x120	18.2	40	120	66	M20	22
20x130	18.2	40	130	76	M20	22
20x140	18.2	40	140	80	M20	22
20x150	18.2	40	150	86	M20	22
20x160	18.2	40	160	93	M20	22
20x180	18.2	40	180	106	M20	22
20x200	18.2	40	200	120	M20	22
24x80	22.2	45	80	38	M24	26
24x90	22.2	45	90	42	M24	26
24x100	22.2	45	100	50	M24	26
24x110	22.2	45	110	54	M24	26
24x120	22.2	45	120	65	M24	26
24x130	22.2	45	130	70	M24	26
24x140	22.2	45	140	80	M24	26
24x150	22.2	45	150	85	M24	26
24x160	22.2	45	160	90	M24	26
24x180	22.2	45	180	105	M24	26
24x200	22.2	45	200	118	M24	26



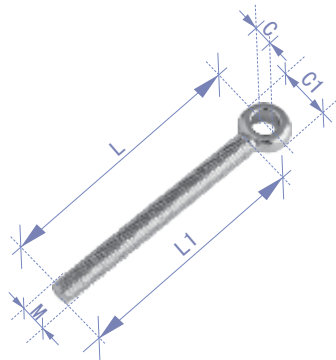
S3193



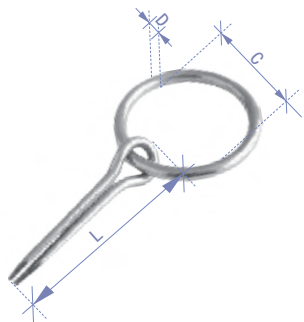
S3193

Hook bolt with nut
Gancho roscado con tuerca
Crochet à vis avec écrou


SIZE(mm)	A(mm)	L(mm)	S(mm)	M(thread)
M6x40	40	70	12	M6
M6x60	60	90	12	M6
M6x80	80	110	12	M6
M8x60	60	100	16	M8
M8x80	80	120	16	M8
M8x100	100	140	16	M8
M10x100	100	150	20	M10
M10x120	120	170	20	M10
M12x120	120	180	24	M12
M12x150	150	210	24	M12



DIN444FT



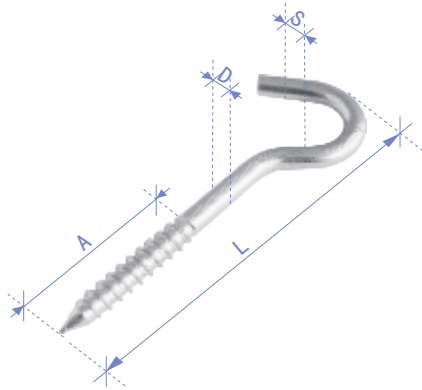
SF318

 **DIN444FT** Eye bolt (full thread)
Anilla roscada (todo rosca)
Anneau vis (vis complète)

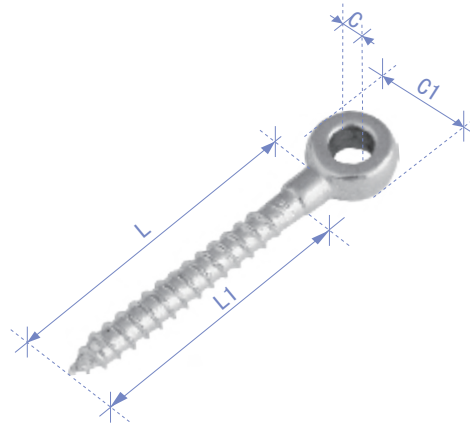
SIZE(mm)	ΦC(mm)	ΦC1(mm)	L(mm)	L1(mm)	M(thread)
5x30	5.2	12	30	22	M5
5x40	5.2	12	40	32	M5
5x50	5.2	12	50	42	M5
5x60	5.2	12	60	52	M5
6x19	6.2	14	19	10	M6
6x25	6.2	14	25	15	M6
6x35	6.2	14	35	25	M6
6x40	6.2	14	40	30	M6
6x45	6.2	14	45	35	M6
6x50	6.2	14	50	40	M6
6x60	6.2	14	60	50	M6
6x70	6.2	14	70	60	M6
6x75	6.2	14	75	65	M6
6x80	6.2	14	80	70	M6
8x30	8.2	18	30	20	M8
8x35	8.2	18	35	25	M8
8x40	8.2	18	40	30	M8
8x50	8.2	18	50	40	M8
8x60	8.2	18	60	50	M8
8x65	8.2	18	65	55	M8
8x70	8.2	18	70	60	M8
8x75	8.2	18	75	65	M8
8x80	8.2	18	80	70	M8
8x100	8.2	18	100	90	M8
8x120	8.2	18	120	110	M8
10x40	10.2	20	40	30	M10
10x45	10.2	20	45	35	M10
10x50	10.2	20	50	40	M10
10x60	10.2	20	60	50	M10
10x70	10.2	20	70	60	M10
10x75	10.2	20	75	65	M10
10x80	10.2	20	80	70	M10
10x90	10.2	20	90	80	M10
10x100	10.2	20	100	90	M10
10x110	10.2	20	110	100	M10
10x120	10.2	20	120	110	M10
12x50	12.2	25	50	35	M12

 **SF318** Ring nail Aro con clavo Anneau avec clip


SIZE(mm)	ΦC(mm)	ΦD(mm)	L(mm)	B.L.(kgs)
3	25	3	45	400
4	30	4	50	700
5	35	5	60	1150
6	40	6	65	1950
8	45	8	65	2700




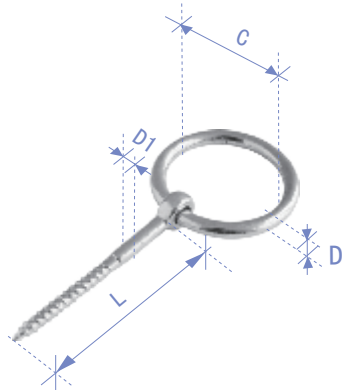
S3194



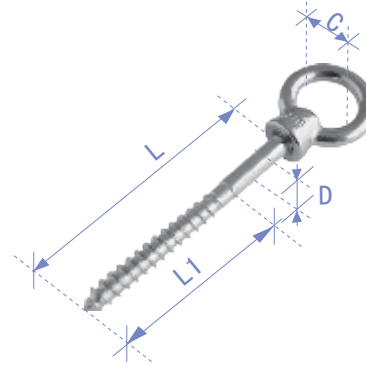
SF3182

 S3194 Hook screw	Gancho roscado para madera		Crochet à vis bois	
SIZE(mm)	A(mm)	ΦD(mm)	L(mm)	S(mm)
5x80	48	5	80	12
6x90	54	6	90	12
8x120	72	8	120	16
10x150	90	10	150	20
12x210	126	12	210	24


 SF3182 Eye bolt with wooden screw	Anilla con rosca de madera				Anneau fileté vis à bois			
SIZE(mm)	ΦC(mm)	ΦC1(mm)	L(mm)	L1(mm)				
4x45	4.2	7.3	45	30				
5x55	5.2	12.0	55	40				
5x60	5.2	12.0	60	50				
6x40	6.2	14.0	40	28				
6x45	6.2	14.0	45	30				
6x48	6.3	12.0	48	40				
6x50	6.2	14.0	50	33				
6x55	6.2	14.0	55	36				
6x60	6.2	14.0	60	40				
6x80	6.2	14.0	80	55				
8x42	8.4	18.0	42	39				
8x60	8.2	18.0	60	40				
8x75	8.2	18.0	75	50				
8x80	8.2	18.0	80	55				
8x100	8.2	18.0	100	65				
10x75	10.3	20.0	75	50				
10x80	10.3	20.0	80	55				
10x100	10.3	20.0	100	65				
10x120	10.3	20.0	120	80				
12x100	12.3	24.5	100	65				
12x120	12.3	24.5	120	80				




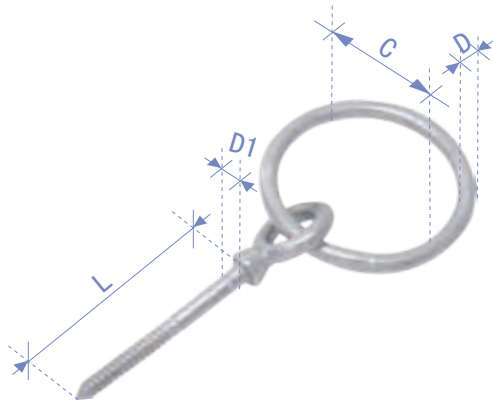
● S3192



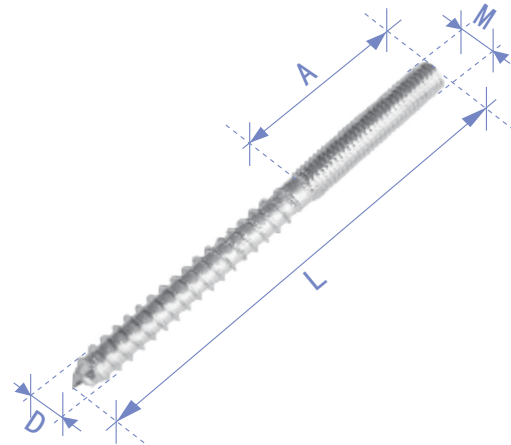
● S3291

 S3192	Lag ring bolt	Cancamo roscado con aro	Tirefond avec anneau		
SIZE(mm)	ΦC(mm)	ΦD(mm)	ΦD1(mm)	L(mm)	B.L.(kgs)
4x45	25	3	4	45	550
6x55	30	6	6	55	900
6x60	30	6	6	60	900
8x60	50	8	8	60	1500
8x80	50	8	8	80	1500
8x100	50	8	8	100	1500
10x80	60	10	10	80	2500
10x100	60	10	10	100	2500
12x100	75	12	12	100	3500
12x120	75	12	12	120	3500


 S3291	Welded eye wooden screw	Anilla soldada con rosca de madera	Anneau soudé avec vis à bois	
SIZE(mm)	ΦC(mm)	ΦD(mm)	L(mm)	L1(mm)
5x50	16	5	50	30
5x60	16	5	60	36
6x40	16	6	40	24
6x60	16	6	60	36
6x80	16	6	80	48
6x100	16	6	100	60
8x60	20	8	60	36
8x80	20	8	80	48
8x100	20	8	100	60
8x120	20	8	120	72
10x60	25	10	60	36
10x80	25	10	80	48
10x100	25	10	100	60
10x120	25	10	120	72
12x80	30	12	80	48
12x100	30	12	100	60
12x120	30	12	120	72
12x140	30	12	140	84
12x160	30	12	160	96




S329



S328R/S328L

 S329	Ring wooden screw	Aro con rosca de madera	Visà à oeil avec anneau - vissage bois		
SIZE(mm)	ΦC(mm)	ΦD(mm)	ΦD1(mm)	L(mm)	B.L.(kgs)
6x40	50	6	6	40	900
6x60	50	6	6	60	900
6x80	50	6	6	80	900
6x100	50	6	6	100	900
8x60	50	8	8	60	1600
8x80	50	8	8	80	1600
8x100	50	8	8	100	1600
8x120	50	8	8	120	1600
10x60	75	10	10	60	2500
10x80	75	10	10	80	2500
10x100	75	10	10	100	2500
10x120	75	10	10	120	2500
12x80	75	12	12	80	3500
12x100	75	12	12	100	3500
12x120	75	12	12	120	3500
12x140	75	12	12	140	3500
12x160	75	12	12	160	3500

	S328R	Wooden screw with right thread stud Rosca de madera con varilla roscada a la dcha Tirefond avec vis metal vissage à droite
	S328L	Wooden screw with left thread stud Rosca de madera con varilla roscada a la izqda Tirefond avec vis metal vissage à gauche


SIZE(mm)	A(mm)	ΦD(mm)	L(mm)	M(thread)
M5	20	4.3	50	M5
M6	30	5.2	70	M6
M8	40	6.9	100	M8



DIN931

Hexagon head bolt
Tornillo cabeza hexagonal
Vis tête hexagonale


SIZE	M4-M60
------	--------



DIN933

Hexagon head bolt
Tornillo cabeza hexagonal
Vis tête hexagonale

SIZE	M4-M60
------	--------



DIN912

Hexagon socket cap screw
Tornillo allen
Vis tête allen


SIZE	M3-M36
------	--------



DIN7991

Hexagon socket pan / countersunk head screw
Tornillo allen avellanado
Vis tête allen tête cuvette

SIZE	M2-M16
------	--------



DIN975

Thread rods
Varilla roscada
Tige filetée

SIZE	M6-M36
------	--------



DIN603

Round head square neck carriage bolt
Tornillo cabeza carro
Vis tête carrée vissage metal


SIZE	M6-M16
------	--------



DIN938/939

Double ended studs
Esparrago doble rosca
Goujon double vissage

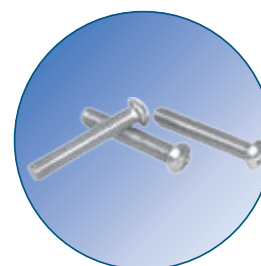
SIZE	M6-M30
------	--------



DIN965

Slotted countersunk flat head screw
Tornillo cabeza avellanada
Vis tête cuvette vissage metal


SIZE	M2-M30
------	--------



DIN7985

Cross recessed pan head screw
Tornillo cabeza redonda
Vis tête ronde vissage metal


SIZE	M2-M30
------	--------



DIN7981

Cross recessed pan head tapping screw
Tornillo cabeza redonda rosca chapa
Vis tête ronde vissage bois

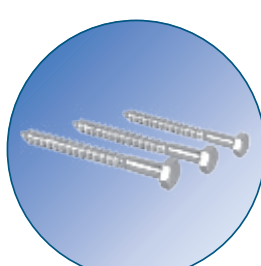
SIZE	2mm-30mm
------	----------



DIN7982

Cross recessed countersunk head tapping screw
Tornillo avellanado rosca chapa
Vis tête cuvette vissage bois


SIZE	6mm-16mm
------	----------



DIN571

Hexagon head tapping screw
Tornillo hexagonal rosca madera
Vis tête hexagonale vissage bois

SIZE	4.2mm-12mm
------	------------



DIN913/DIN914/DIN915/DIN916

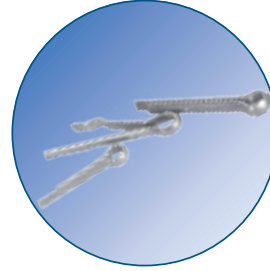
Hexagon socket set screw with flat point
Hexagon socket set screw with cone point
Hexagon socket set screw with dog point
Hexagon socket set screw with cup point

Esparrago allen, punta plana
Esparrago allen, punta conica
Esparrago allen, punta perra
Esparrago allen, punta taza

Embout fileté, pointe plate
Embout fileté, pointe conique
Embout fileté, pointe poire
Embout fileté, pointe creuse

SIZE

M2-M16



DIN94

Split cotter pin
Pasadores
Clip pour axe de chape

SIZE

1.5mm-12mm



DIN1444




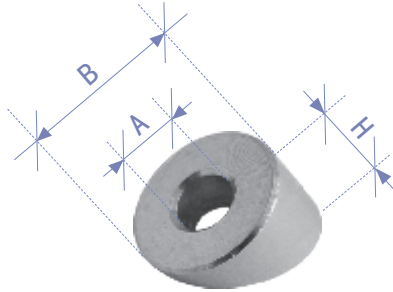
DIN1444

Clevis pin with head


Pasadores con cabeza

Axe de chape avec tête


SIZE(mm)	ØD(mm)	L1(mm)	L(mm)
5x13	5	11	13
5x15	5	13	15
5x17	5	14	17
5x18	5	16	18
5x20	5	18	20
5x22	5	19	22
5x24	5	21	24
5x26	5	24	26
6x28	6	25	28
5x30	5	28	30
5x31	5	29	31
5x33	5	31	33
5x36	5	34	36
5x38	5	36	38
5x41	5	39	41
6x22	6	19	22



● **MK001**


	MK001	Angle washer Arandela angular Rondelle angulaire	
SIZE(inch)	A(mm)	B(mm)	H(mm)
1/4"	7.1	19	12
5/16"	9.2	19	12
1/2"	14.0	25	15

● **MK002**

	MK002	Anti bite shim	
SIZE(mm)	d(mm)	D(mm)	L(mm)
25	6	10	24.9




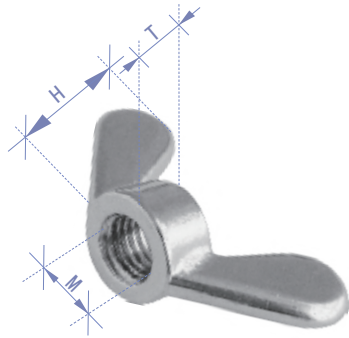
● **DIN934**

	DIN934	Hexagon nut Tuerca hexagonal Ecrou hexagonal
SIZE	M2-M60	



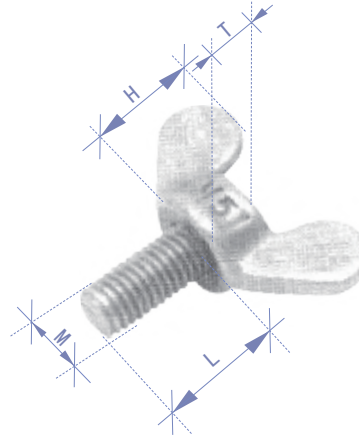
● **DIN1587**

	DIN1587	Hexagon domed cap nut Tuerca hexagonal ciega Ecrou borgne hexagonal
SIZE	M4-M30	



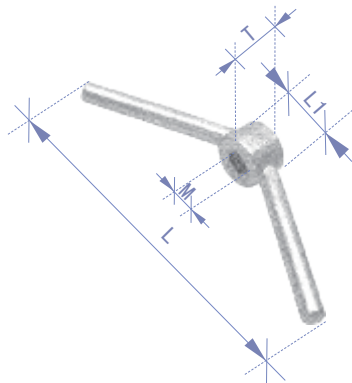
DIN315

SIZE	H(mm)	M(thread)	T(mm)
M4	9.5	M4	4
M5	12	M5	6
M6	16	M6	8
M8	20	M8	10
M10	25	M10	12
M12	32	M12	14
M16	36	M16	16
M20	45	M20	20
M24	56	M24	24



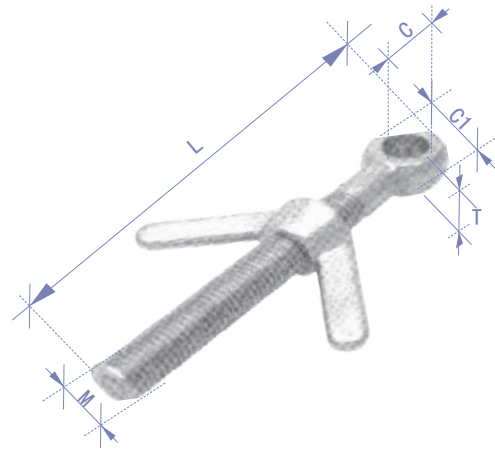
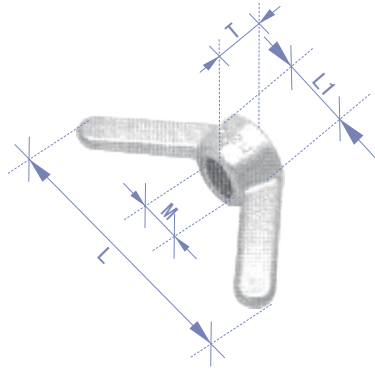
DIN316

SIZE(mm)	H(mm)	L(mm)	M(thread)	T(mm)
5x10	12	10	M5	6
5x15	12	15	M5	6
5x20	12	20	M5	6
5x25	12	25	M5	6
5x30	12	30	M5	6
5x35	12	35	M5	6
6x16	16	16	M6	8
6x20	16	20	M6	8
6x25	16	25	M6	8
6x30	16	30	M6	8
6x35	16	35	M6	8
6x40	16	40	M6	8
6x50	16	50	M6	8
8x16	20	16	M8	10
8x20	20	20	M8	10
8x25	20	25	M8	10
8x30	20	30	M8	10
8x40	20	40	M8	10
8x50	20	50	M8	10
10x20	25	20	M10	12
10x25	25	25	M10	12
10x30	25	30	M10	12
10x40	25	40	M10	12
10x50	25	50	M10	12
10x60	25	60	M10	12
10x80	25	80	M10	12
12x20	32	20	M12	14
12x24	32	24	M12	14
12x35	32	35	M12	14
12x40	32	40	M12	14
12x50	32	50	M12	14
12x80	32	80	M12	14
16x25	36	25	M16	16
16x30	36	30	M16	16
16x60	36	60	M16	16
20x30	45	30	M20	20
20x80	45	80	M20	20
24x95	56	95	M24	24



S80701

SIZE	L(mm)	L1(mm)	M(thread)	T(mm)
M16	240	40	M16	30
M20	240	40	M20	30
M24	240	40	M24	30



S31501



S31501

Wing nut, long type
Tuerca con alas, tipo largo
Ecroû papillon ailes longues

SIZE	L(mm)	L1(mm)	M(thread)	T(mm)
M8	51	16	M8	9.5
M10	64	20	M10	12
M12	74	23	M12	14
M16	86	28	M16	16
M20	108	36	M20	20
M22	122	40	M22	22
M24	134	45	M24	24



DIN125



DIN125

Flat washer
Arandela plana

SIZE 2mm-48mm



DIN127



DIN127

Single spring lock washer
Arandela grover
Rondelle grover

SIZE 2mm-36mm



DIN982



DIN982 DIN985

Prevailing torque hexagon nut
Tuerca de freno
Ecroû frein

SIZE M2-M60

S4600




S4600

Long wing bolt with washer and nut
Ala larga roscada con arandela y tuerca
Vis à oeillet avec rondelle et écrou papillon


SIZE(mm)	ØC(mm)	C1(mm)	L(mm)	M(thread)	T(mm)
8x50	8	18	50	M8	9
8x60	8	18	60	M8	9
8x75	8	18	75	M8	9
8x100	8	18	100	M8	9
10x60	10	20	60	M10	12
10x80	10	20	80	M10	12
10x100	10	20	100	M10	12
10x120	10	20	120	M10	12
12x80	12.3	25	80	M12	14
12x100	12.3	25	100	M12	14
12x150	12.3	25	150	M12	14
12x160	12.3	25	160	M12	14
16x100	16	32	100	M16	17
16x120	16	32	120	M16	17
16x150	16	32	150	M16	17
16x160	16	32	160	M16	17
16x200	16	32	200	M16	17
20x120	18	40	120	M20	22
20x150	18	40	150	M20	22
20x160	18	40	160	M20	22
20x200	18	40	200	M20	22
22x140	20	43	140	M22	23
22x200	20	43	200	M22	23
24x100	22	45	100	M24	25
24x160	22	45	160	M24	25
24x200	22	45	200	M24	25
24x250	22	45	250	M24	25




● **DIN6923**

 **DIN6923** Hexagon nut with flange
Tuerca hexagonal con reborde
Ecrou hexagonal avec rebord


SIZE	M4-M16
------	--------




● **DIN557**

 **DIN557** Square nut
Tuerca cuadrada
Ecrou carré


SIZE	M4-M24
------	--------




● **MK005**

 **MK005** Flush adapter ball
Adaptador de bola raso
Adaptateur boule rase

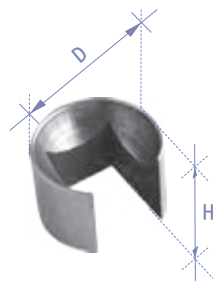
SIZE(inch)	d(mm)	D(mm)	H(mm)
3/8"	9.88	18.80	11.1




● **MK006**

 **MK006** Countersunk adapter ball
Adaptador de bola avellanado
Adaptateur boule cuvette

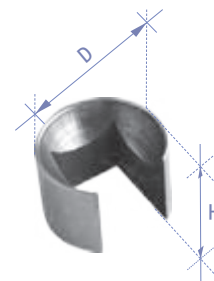
SIZE(inch)	d(mm)	D(mm)	D'(mm)	H(mm)
3/8"	9.8	18.8	14.6	11.1




● **SH010**

 **SH010** Countersunk washer
Arandela avellanada
Rondelle cuvette


D(mm)	H(mm)
14	9.5



● **SH011**

 **SH011** Countersunk washer with curve bottom
Arandela avellanada con curva inferior
Rondelle cuvette avec cuvette inférieure

ΦD(mm)	H(mm)	ΦP(mm)
14	9.5	33.7
14	9.5	42.4
14	9.5	60.0



A014

A014 Aluminium Ferrules DIN3093
Casquillos de aluminio
Embouts en aluminium

SIZE(mm)	A(mm)	B(mm)	S(mm)	L(mm)	WT(kg)
1	1.2	2.4	0.7	5	0.00010
1.5	1.7	3.4	0.8	6	0.00021
2	2.2	4.4	0.9	7	0.00024
2.5	2.7	5.4	1.1	9	0.00050
3	3.3	6.6	1.3	11	0.00084
3.5	3.8	7.6	1.5	13	0.00132
4	4.4	8.8	1.7	14	0.00181
4.5	4.9	9.8	1.9	16	0.00261
5	5.5	11.0	2.1	18	0.00357
6	6.6	13.2	2.5	21	0.00586
6.5	7.2	14.4	2.7	23	0.00785
7	7.8	15.6	2.9	25	0.00953
8	8.8	17.6	3.3	28	0.0137
9	9.9	19.8	3.7	32	0.0198
10	10.9	21.8	4.1	35	0.0264
11	12.1	24.2	4.5	39	0.0358
12	13.2	26.4	4.9	42	0.0458
13	14.2	28.4	5.4	46	0.0597
14	15.3	30.6	5.8	49	0.0735
16	17.5	35.0	6.7	56	0.111
18	19.6	39.2	7.6	63	0.159
20	21.7	43.4	8.4	70	0.217
22	24.3	48.6	9.2	77	0.291
24	26.4	52.8	10.0	84	0.375
26	28.5	57.0	10.9	91	0.466
28	31.0	62.0	11.7	98	0.678
30	33.1	66.2	12.5	105	0.739
32	35.2	70.4	13.4	112	0.897
34	37.8	75.6	14.2	119	1.055
36	39.8	79.6	15.0	126	1.275
38	41.9	83.8	15.8	133	1.503
40	44.0	88.0	16.6	140	1.734
42	46.2	92.4	17.5	147	2.024
44	48.4	96.8	18.3	154	2.314
46	50.6	101.2	19.2	161	2.662
48	52.8	105.6	20.0	168	3.010
50	55.0	110.0	20.8	175	3.412
52	57.2	114.4	21.6	182	3.813
54	59.4	118.8	22.5	189	4.293
56	61.6	123.2	23.3	196	4.772
58	63.8	127.6	24.2	203	5.326
60	66.0	132.0	25.0	210	5.880



T001



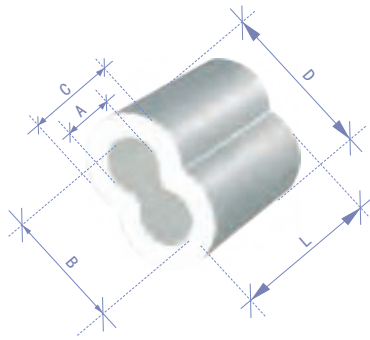
T002

T001 Multi-function swaging tool
Herramienta estampada multifuncion
Outil de sertissage multifonction

SIZE(inch)	Soft materials	Medium materials	MEASUREMENT (cm)
14"	3.5(mm)	4/16"	45.5 x 46 x 23
24"	5(mm)	3/16"	66 x 30 x 16.5

T002 Multi-function swaging tool bench type
Herramienta estampada multifuncion tipo banco
Outil de sertissage multifonction sur banc

SIZE(inch)	Soft materials	Medium materials	MEASUREMENT (cm)
24"	6	3/16"	57 x 29 x 21



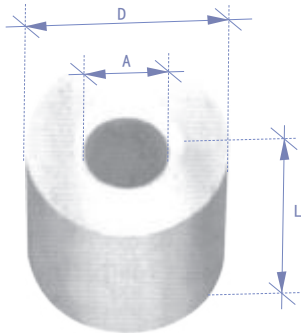
A015



A015

Aluminium Hourglass Sleeves
Manguitos de aluminio tipo reloj de arena
Manchons aluminium type sablier

SIZE(in)	A(in)	B(in)	C(in)	D(in)	L(in)	WT(kgs)
3/64	1/16	1/8	9/64	13/64	3/8	0.00028
1/16	5/64	5/32	11/64	1/4	3/8	0.00043
5/64	3/32	3/16	13/64	5/16	3/8	0.00065
3/32	1/8	1/4	9/32	13/32	1/2	0.00145
1/8	5/32	5/16	11/32	1/2	5/8	0.00270
5/32	3/16	3/8	3/8	9/16	11/16	0.00367
3/16	7/32	7/16	7/16	21/32	1	0.00718
7/32	1/4	1/2	1/2	3/4	1-1/6	0.01000
1/4	9/32	9/16	17/32	13/16	1-1/8	0.01176
9/32	5/16	5/8	9/16	7/8	1-3/16	0.01362
5/16	3/8	23/32	11/16	1-1/32	1-1/4	0.02094
3/8	7/16	27/32	3/4	1-5/32	1-7/16	0.02818
7/16	1/2	1	15/16	1-7/16	1-11/16	0.05200
1/2	9/16	1-1/8	1-1/16	1-5/8	2	0.08015
9/16	5/8	1-1/4	1-1/8	1-3/4	2-1/8	0.09988
5/8	11/16	1-3/8	1-1/4	1-15/16	2-1/2	0.13978




A016



A016

Aluminium Stop Buttons
Boton de parada de aluminio
Bouton d'arrêt en aluminium

SIZE(in)	A(mm)	D(mm)	L(mm)	WT(kgs)
3/64"	1.54	4.40	4.16	0.00024
1/16"	1.92	6.35	4.16	0.00028
5/64"	2.38	6.35	4.16	0.00028
3/32"	2.90	8.72	7.95	0.00105
1/8"	3.86	8.72	7.95	0.00095
5/32"	4.70	11.11	8.73	0.00176
3/16"	5.54	11.11	8.73	0.00169
7/32"	6.35	11.11	8.73	0.00150
1/4"	7.20	17.46	17.46	0.00907
5/16"	9.53	17.46	17.46	0.00746
3/8"	11.13	17.46	17.46	0.00658




A017



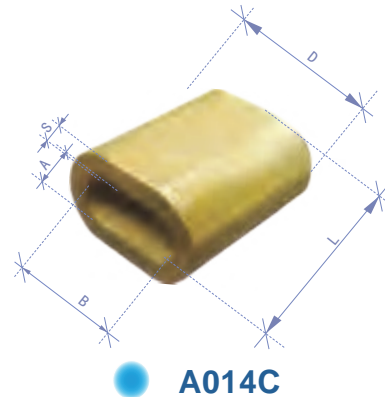
A017

Aluminium Ferrules Jis type
Casquillos de aluminio tipo jis
Embouts aluminium type jis

SIZE(mm)	A(mm)	B(mm)	C(mm)	D(mm)	L(mm)	WT(kgs)
6	7.00	13.8	3.2	3.8	24	0.010
8	9.40	18.6	4	4.7	32	0.022
9	10.22	20.7	4.3	5.52	36	0.029
10	11.60	23.0	4.5	5.5	40	0.037
12	13.62	27.6	5.3	6.92	48	0.063
14	15.89	32.2	5.53	7.42	56	0.088
16	18.16	36.8	6.32	8.48	64	0.130
18	20.43	41.4	7.11	9.54	72	0.186
20	23.10	46.0	7.7	9.2	80	0.245
22	25.40	50.6	8.3	10	88	0.319
24	27.80	55.3	8.9	10.9	96	0.408
26	29.90	59.8	10.7	12.9	104	0.581
28	32.20	64.4	11.3	13.6	112	0.714
30	34.50	69.0	11.8	14.3	120	0.859
32	36.80	73.6	12.5	15.2	128	1.026



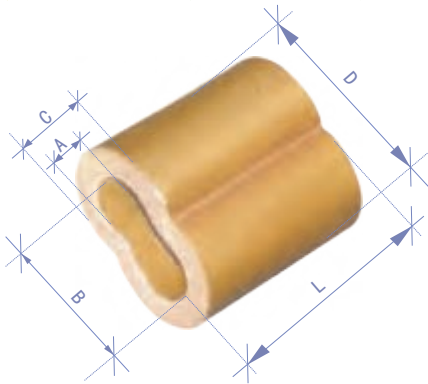
A018



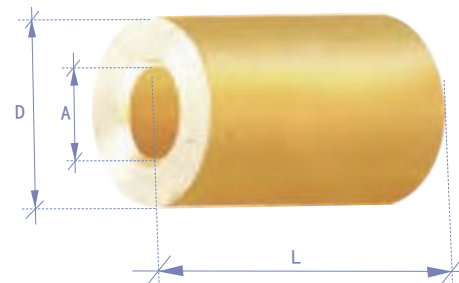
A014C

SIZE(mm)	L1(mm)	L2(mm)
8	43	34.00
9	48	38.50
10	53	42.00
11	59	46.70
12	65	50.20
13	70	54.70
14	75	58.20
16	85	66.50
18	96	75.00
20	106	83.00
22	116	91.00
24	126	99.50
26	136	107.20
28	147	115.50
30	158	125.00

SIZE(mm)	A(mm)	B(mm)	S(mm)	L(mm)	WT(kgs)
1	1.30	2.60	0.85	5	0.00032
1.5	1.80	3.60	1.05	6	0.00072
2	2.40	4.80	0.85	7	0.00080
2.5	2.70	5.40	1.1	9	0.00170
3	3.30	6.60	1.35	11	0.00290
3.5	3.90	7.80	1.6	13	0.00450
4	4.30	8.80	1.7	14	0.00620
4.5	5.10	10.20	1.9	16	0.00890
5	5.60	11.20	2.1	18	0.01220
6	6.70	13.40	2.5	21	0.020
6.5	6.90	14.00	2.7	23	0.027
7	7.50	15.00	3	25	0.032
8	8.50	17.00	3.5	28	0.047
9	9.90	19.80	3.7	32	0.068
10	10.90	21.80	4.1	35	0.090
11	11.60	23.20	4.2	39	0.122
12	13.20	26.40	4.9	42	0.158
13	14.20	28.40	5.4	46	0.198
14	15.30	30.60	5.8	49	0.243
16	17.50	35.00	6.7	56	0.366
18	19.00	38.00	7.8	63	0.529



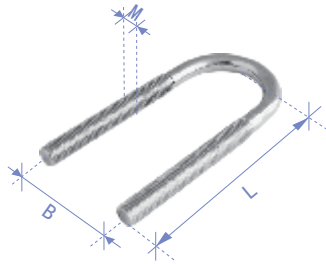
A016C



A017C

SIZE(in)	A(in)	B(in)	C(in)	D(in)	L(in)	WT(kgs)
3/64"	1/16	1/8	9/64	13/64	3/8	0.0010
1/16"	3/32	11/64	11/64	1/4	25/64	0.0014
3/32"	7/64	1/4	15/64	3/8	29/64	0.0040
1/8"	5/32	21/64	21/64	1/2	9/16	0.0080
5/32"	3/16	3/8	3/8	19/32	5/8	0.0123
3/16"	7/32	7/16	7/16	43/64	7/8	0.0250
7/32"	1/4	15/32	15/32	23/32	7/8	0.0320
1/4"	9/32	13/16	13/16	1/2	1 1/8	0.0360
5/16"	3/8	21/32	21/32	1 1/64	1 1/8	0.0640
3/8"	7/16	23/32	23/32	1 1/8	1 1/2	0.0890
1/2"	19/32	31/32	31/32	1 15/32	1 7/8	0.2700

SIZE(in)	A(in)	D(in)	L(in)	WT(kgs)
3/64"	1/16	11/64	7/32	0.00067
1/16"	5/64	13/64	7/32	0.00096
3/32"	7/64	21/64	21/64	0.00390
1/8"	5/32	21/64	21/64	0.00330
5/32"	3/16	27/64	21/64	0.00650
3/16"	7/32	27/64	21/64	0.00620
7/32"	1/4	27/64	5/8	0.00600
1/4"	9/32	21/32	11/16	0.03200
5/16"	3/8	21/32	11/16	0.02900



SF4130



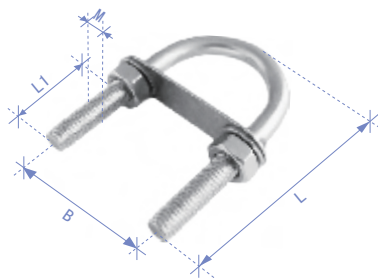
SF4130

U bolt only

U roscada

U fileté

SIZE(mm)	B(mm)	L(mm)	M(thread)
M6x37	28	36.5	M6
M6x45	31	45	M6
M6x53	38	53	M6
M8x74	46	74	M8
M8x82	60	82	M8
M8x87	72	87	M8



SF413



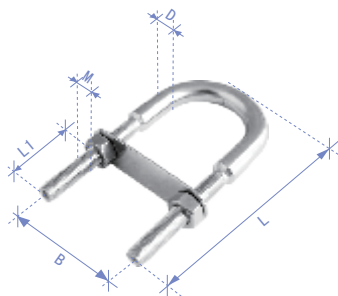
SF413

U-bolt (washer and nuts)

U roscada (arandelas y tuercas)

U fileté (rondelles et écrous)

SIZE(mm)	B(mm)	L1(mm)	L(mm)	M(thread)
M4x64	30	30	64	M4
M5x80	35	40	80	M5
M6x80	35	40	80	M6
M6x90	35	45	90	M6
M8x60	35	25	60	M8
M8x70	35	35	70	M8
M8x80	35	40	80	M8
M8x90	35	50	90	M8
M8x100	35	50	100	M8
M8x110	35	70	110	M8
M10x90	50	40	90	M10
M10x130	50	55	130	M10
M12x150	60	65	150	M12



SF4131



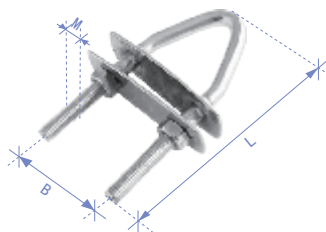
SF4131

U-bolt (washer and nuts, machined)

U roscada (arandelas y tuercas, mecanizada)

U fileté (rondelles et écrous, mécanisé)

SIZE(mm)	B(mm)	D(mm)	L1(mm)	L(mm)	M(thread)
M5x78	35	5	48	78	M5
M6x90	35	6	55	90	M6
M8x80	35	8	40	80	M8
M8x100	45	8	52	100	M8
M10x115	50	10	80	115	M10
M12x150	60	12	85	150	M12



SF4132



SF4132

V-bolt (double plates and nuts)

V roscada (doble platinas y tuercas)

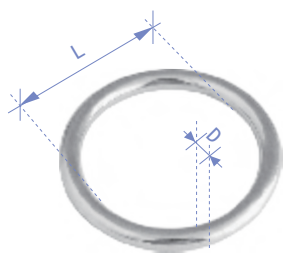
V fileté (double plaques et écrous)

SIZE(mm)	B(mm)	L(mm)	M(thread)
M6x80	35	80	M6
M6x100	35	100	M6
M8x80	41	80	M8
M8x100	41	100	M8
M10x100	49	100	M10
M10x120	49	120	M10


Rings & eye plates

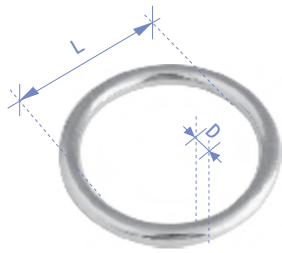
Anillas & placas con Argolla

Anneaux et plaques avec Oeillet



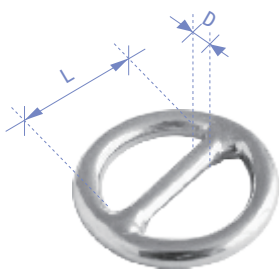
 SF317

 SF317		Round ring Anillo redondo Anneau rond	
SIZE(mm)	ØD(mm)	L(mm)	B.L.(kgs)
3x10	3	10	650
3x15	3	15	650
3x20	3	20	650
3x25	3	25	650
3x30	3	30	650
3x35	3	35	650
3x40	3	40	650
4x20	4	20	1000
4x25	4	25	1000
4x30	4	30	1000
4x35	4	35	1000
4x40	4	40	1000
5x20	5	20	2000
5x25	5	25	2000
5x30	5	30	2000
5x35	5	35	2000
5x40	5	40	2000
5x45	5	45	2000
5x50	5	50	2000
5x60	5	60	2000
5x65	5	65	2000
6x25	6	25	2700
6x30	6	30	2700
6x35	6	35	2700
6x40	6	40	2700
6x45	6	45	2700
6x50	6	50	2700
6x55	6	55	2700
6x60	6	60	2700
6x80	6	80	2700
6x90	6	90	2700
7x40	7	40	3200
7x45	7	45	3200
7x50	7	50	3200
7x55	7	55	3200
7x60	7	60	3200
7x65	7	65	3200
8x30	8	30	5000
8x35	8	35	5000
8x40	8	40	5000
8x45	8	45	5000
8x50	8	50	5000
8x55	8	55	5000
8x60	8	60	5000
8x65	8	65	5000
8x70	8	70	5000
8x75	8	75	5000
8x80	8	80	5000
8x90	8	90	5000
8x100	8	100	5000



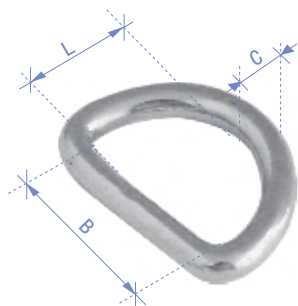
● SF317

SIZE(mm)	ΦD(mm)	L(mm)	B.L.(kgs)
9x30	9	30	6200
9x50	9	50	6200
9x60	9	60	6200
9x65	9	65	6200
9x70	9	70	6200
9x80	9	80	6200
9x90	9	90	6200
10x40	10	40	8500
10x50	10	50	8500
10x55	10	55	8500
10x60	10	60	8500
10x65	10	65	8500
10x70	10	70	8500
10x75	10	75	8500
10x80	10	80	8500
10x90	10	90	8500
10x100	10	100	8500
10x120	10	120	8500
10x140	10	140	8500
12x60	12	60	10000
12x65	12	65	10000
12x70	12	70	10000
12x75	12	75	10000
12x80	12	80	10000
12x90	12	90	10000
12x100	12	100	10000
12x110	12	110	10000
12x120	12	120	10000
12x140	12	140	10000
13x55	13	55	11500
13x60	13	60	11500
13x65	13	65	11500
13x70	13	70	11500
13x80	13	80	11500
13x90	13	90	11500
13x100	13	100	11500
13x120	13	120	11500
13x130	13	130	11500
13x140	13	140	11500
13x150	13	150	11500
13x160	13	160	11500



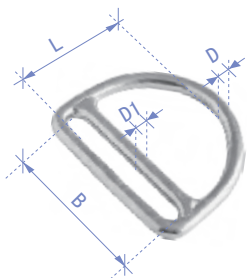
● SF3171

SIZE(mm)	D(mm)	L(mm)	B.L.(kgs)
6x30	6	30	2700
6x40	6	40	2700
8x40	8	40	5000
8x50	8	50	5000
9x60	9	60	6200
10x50	10	50	8500
10x60	10	60	8500
10x70	10	70	8500
10x80	10	80	8500
12x50	12	50	10000
12x65	12	65	10000
12x80	12	80	10000



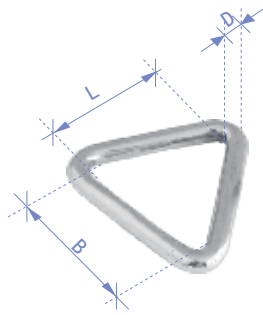
SF3250

SF3250		Dee ring	Anillo en D	Anneau en D
SIZE(mm)	B(mm)	ΦD(mm)	L(mm)	B.L.(kgs)
3x15	16	3	14	600
3x20	20	3	17	600
3x25	26	3	22	600
3x30	30	3	25	600
4x20	20	4	17	800
4x25	27	4	22	800
4x30	30	4	25	800
4x35	35	4	30	800
4x40	39	4	34	800
4x50	51	4	43	800
5x25	26	5	22	1000
5x30	30	5	25	1000
5x35	35	5	30	1000
5x40	39	5	34	1000
5x45	45	5	38	1000
5x50	52	5	43	1000
5x60	60	5	51	1000
6x25	26	6	22	1800
6x30	30	6	25	1800
6x35	35	6	30	1800
6x40	39	6	34	1800
6x45	45	6	38	1800
6x50	51	6	43	1800
6x55	55	6	47	1800
6x60	60	6	51	1800
6x70	70	6	60	1800
7x50	51	7	43	2200
8x45	45	8	38	2800
8x50	51	8	43	2800
8x55	55	8	47	2800
8x60	60	8	51	2800
8x65	65	8	55	2800
8x70	70	8	60	2800
8x75	75	8	64	2800
8x80	80	8	68	2800
9x60	60	9	52	3500
9x70	70	9	60	3500
10x50	50	10	43	5000
10x60	60	10	51	5000
10x65	65	10	55	5000
10x70	70	10	60	5000
10x80	80	10	68	5000
10x90	90	10	77	5000
10x100	102	10	87	5000

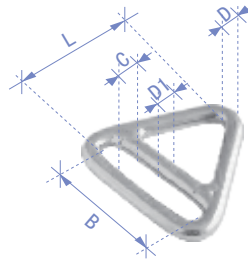


SF32501

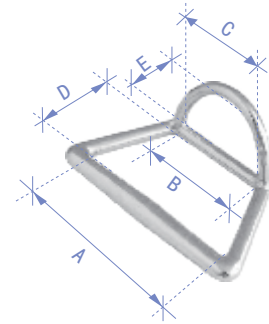
SF32501		Dee ring (cross bar) Anillo en D (cruzado por barra) Anneau en D (avec une barre)			
SIZE(mm)	B(mm)	ΦD(mm)	ΦD1(mm)	L(mm)	B.L.(kgs)
5x45	45	5	4	39.0	500
5x50	52	5	4	43.0	500
6x45	48	6	5	45.0	450
6x50	50	6	5	43.0	450
8x45	45	8	6	36.0	250
8x50	50	8	6	43.0	250



● SF3252



● SF3251

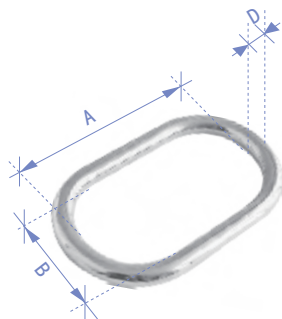


● SF32502

SIZE(mm)	B(mm)	ΦD(mm)	L(mm)	B.L.(kgs)
3x35	35	3	35	600
4x20	20	4	18	900
5x30	30	5	30	1300
5x40	40	5	36	1300
5x45	45	5	39	1300
6x40	40	6	36	2000
6x45	45	6	40	2000
6x50	51	6	45	2000
7x70	70	7	70	2200
8x45	45	8	41	2800
8x50	50	8	45	2800

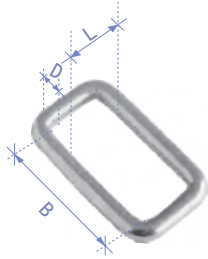
SIZE(mm)	B(mm)	C(mm)	ΦD(mm)	ΦD1(mm)	L(mm)	B.L.(kgs)
5x45	46	5	5	5	41	1300
5x50	52	5	5	5	45	1300
6x43	46	4	6	5	41	1800
6x45	46	4	6	5	53	1800
6x50	52	5	6	5	45	1800
8x45	46	5	8	6	41	2800
8x50	52	5	8	6	45	2800
8x60	61	5	8	6	54	2800

SIZE(mm)	A(mm)	B(mm)	C(mm)	D(mm)	E(mm)
50	90	55	50	41	30

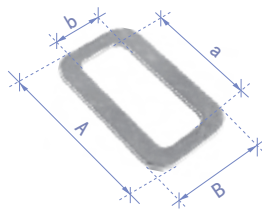


● S32503

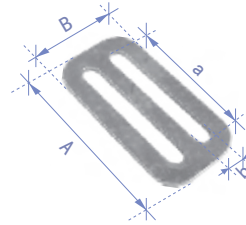
SIZE(inch)	A(inch)	B(inch)	D(inch)	WLL(lbs)
1/2"	4.75"	2.50"	1/2"	2000
5/8"	5.75"	3.00"	5/8"	3000
3/4"	6.50"	3.50"	3/4"	4000
1"	7.00"	3.50"	1"	8000
1-1/4"	9.00"	4.25"	1-1/4"	12000



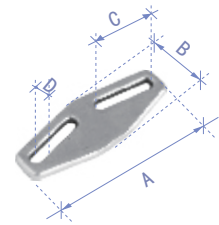
● SF4900




● SF4901





● SF4902





● SF4903

 SF4900	Square ring	Anilla cuadrada	Anneau carré	
SIZE(mm)	B(mm)	ΦD(mm)	L(mm)	B.L.(kgs)
5x20	20	5	12.0	1000
5x25	26	5	15.0	1000
5x30	32	5	18.0	1000
5x40	39	5	21.0	1000
6x50	52	6	25.4	1500
7x47	47	7	30.0	1800
8x65	65	8	38.0	3300

 SF4901	Square buckle	Hebilla cuadrada	Boucle carrée	
SIZE(mm)	A(mm)	a(mm)	B(mm)	b(mm)
32x21	46	32	36	21
41x20	55	41	36	20
51x22.5	66	51	40.5	22.5

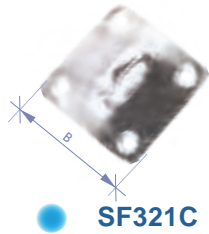
 SF4902	Webbing buckle	Hebilla cincha	Boucle à sangle	
SIZE(mm)	A(mm)	a(mm)	B(mm)	b(mm)
45X29	45	32	29	5
54X29	54	41	29	5
65X34	65	51	34	6

 SF4903	Diamond buckle	Hebilla rombo	Boucle à sangle	
SIZE(mm)	A(mm)	B(mm)	C(mm)	D(mm)
27.5X73.5	73.50	27.50	26	4



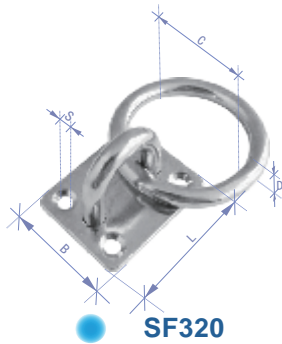
SF321

SIZE(mm)	B(mm)	ΦD(mm)	L(mm)	ΦS(mm)	B.L.(kgs)
5	30	5	34	4.1	700
6	34	6	40	4.1	1000
8	39	8	50	5.3	1600



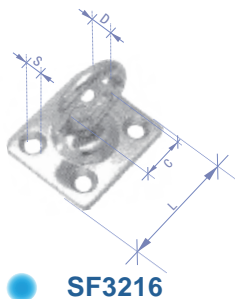
SF321C

SIZE(mm)	B(mm)
74x74	74
casting	



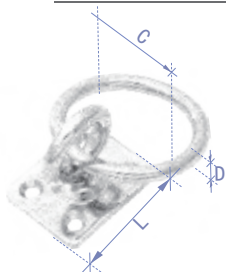
SF320

SIZE(mm)	B(mm)	ΦC(mm)	ΦD(mm)	L(mm)	ΦS(mm)	B.L.(kgs)
5	30	30	5	34	4.1	700
6	34	35	6	40	4.1	1000
8	39	45	8	50	5.3	1600



SF3216

SIZE(mm)	ΦC(mm)	ΦD(mm)	L(mm)	ΦS(mm)	B.L.(kgs)
5	15	5	35	4.2	450
6	18	6	40	4.2	700
8	19	8	50	5.2	850



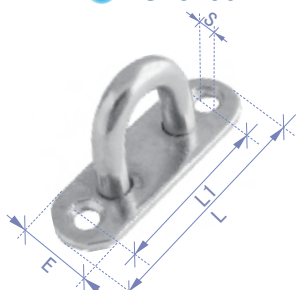
SF3206



SF3206

Square pad with swivel eye and ring
Placa cuadrada con anilla giratoria y aro
Plaque carrée avec oeillet giratoire et anneau

SIZE(mm)	ΦC(mm)	ΦD(mm)	L(mm)	ΦS(mm)	B.L.(kgs)
5	30	5	35	4.2	450
6	40	6	40	4.2	700
8	50	8	50	5.2	850




SF3212



SF3212

Oblong pad
Placa oblongo
Plaque oblongue

SIZE(mm)	E(mm)	L(mm)	L1(mm)	ΦS(mm)	B.L.(kgs)
5	16	54	38	5.0	700
6	19	65	46	5.6	1000
8	25	81	56	6.5	1600
10	32	100	73	6.5	1700



SF3212C

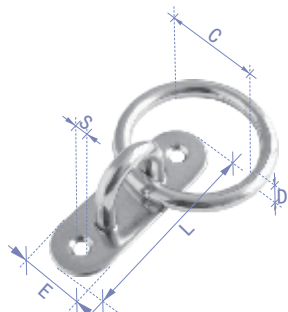


SF3212C

Oblong pad heavy type
Placa oblongo fuerte
Plaque oblongue forte

SIZE(mm)	E(mm)	L(mm)
75x22	22	75
88x32	32	88
100x36	36	100

casting



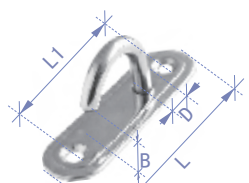
SF3202



SF3202

Oblong pad with ring
Placa oblongo con aro
Plaque oblongue avec anneau

SIZE(mm)	ΦC(mm)	ΦD(mm)	E(mm)	L(mm)	ΦS(mm)	B.L.(kgs)
5	30	5	16	54	5.0	700
6	40	6	19	65	5.6	1000
8	50	8	25	81	6.5	1600
10	60	9	32	100	6.5	1900



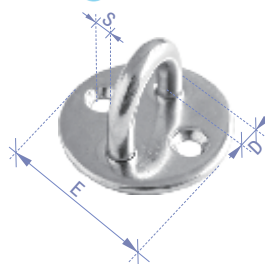
SF3212H



SF3212H

Oblong pad, hook type
Placa oblongo con gancho
Plaque oblongue avec crochet

SIZE(mm)	B(mm)	D(mm)	L(mm)	L1(mm)	ΦS(mm)	B.L.(kgs)
5	8	5	54	38	5.0	200
6	12	6	65	46	5.6	220
8	14	8	81	56	6.5	250
10	16	9	100	73	6.5	280



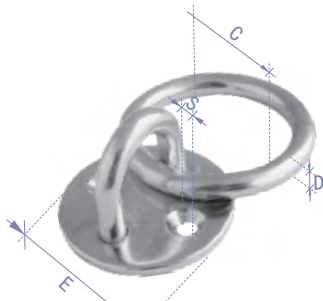
SF3214



SF3214

Round pad
Placa redonda
Plaque ronde

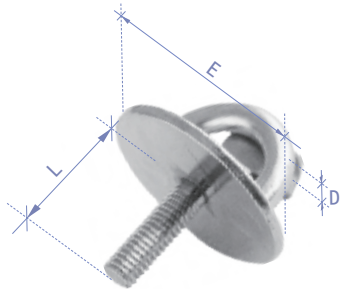
SIZE(mm)	ΦD(mm)	ΦE(mm)	ΦS(mm)	B.L.(kgs)
5	5	33	4.5	700
6	6	40	4.5	1000
8	8	50	5.5	1600



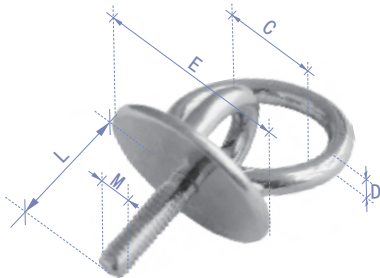
● SF3204



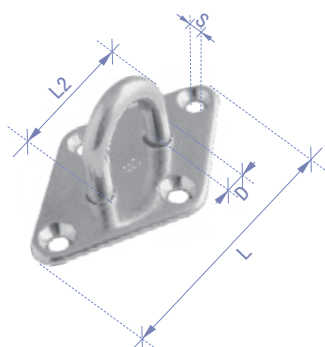
● SF3214H



● SF3215



● SF3205



● SF3211



SF3204

Round pad with ring
Placa redonda con aro
Plaque ronde avec anneau

SIZE(mm)	ΦC(mm)	ΦD(mm)	ΦE(mm)	ΦS(mm)	B.L.(kgs)
5	30	5	33	4.5	700
6	40	6	40	4.5	1000
8	50	8	50	5.5	1600



SF3214H

Round pad, hook type
Placa redonda con gancho
Plaque ronde avec anneau

SIZE(mm)	B(mm)	ΦD(mm)	ΦE(mm)	ΦS(mm)	B.L.(kgs)
5	8	5	33	4.5	200
6	12	6	40	4.5	220
8	14	8	50	5.5	250



SF3215

Round pad bolt
Placa redonda con rosca
Plaque ronde avec vis

SIZE(mm)	ΦD(mm)	ΦE(mm)	L(mm)	M(thread)	B.L.(kgs)
5	5	33	20	M6	400
6	6	40	23	M8	500
8	8	50	25	M10	1000



SF3205

Round pad bolt with ring
Placa redonda con rosca y aro
Plaque ronde avec vis et anneau

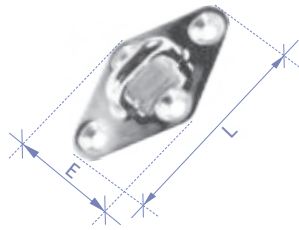
SIZE(mm)	ΦC(mm)	ΦD(mm)	ΦE(mm)	L(mm)	M(thread)	B.L.(kgs)
5	30	5	33	20	M6	400
6	40	6	40	23	M8	500
8	50	8	50	25	M10	1000



SF3211

Diamond pad
Placa rombo
Plaque base type diamant

SIZE(mm)	ΦD(mm)	L(mm)	L2(mm)	ΦS(mm)	B.L.(kgs)
5	5	59	15	4.1	700
6	6	64	19	4.1	1000
8	8	80	23	5.1	1600



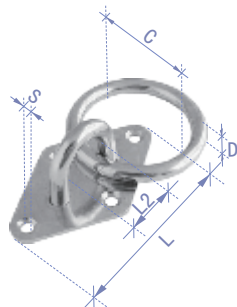
SF3211C



SF3211C

Diamond pad, heavy type
Placa rombo fuerte
Plaque base type diamant forte

SIZE(mm)	E(mm)	L(mm)
80x50	50	80
90x55	55	90
100x62	62	100
casting		




SF3201



SF3201

Diamond pad with ring
Placa rombo con aro
Plaque base type diamant\$ avec anneau

SIZE(mm)	ΦC(mm)	ΦD(mm)	L(mm)	L2(mm)	ΦS(mm)	B.L.(kgs)
5	30	5	59	15	4.1	700
6	35	6	64	19	4.1	1000
8	45	8	80	23	5.1	1600



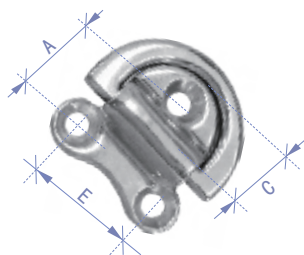
SF3221



SF3221

Square pad without screw hole
Placa cuadrada sin agujero
Plaque rectangulaire sans trou

SIZE(mm)	H(mm)	L(mm)	L1(mm)	T(mm)
15x42	12	42	15	3
17x42	12	42	17	3
19x42	12	42	19	3
23x42	12	42	23	3
30x50	14	50	30	4



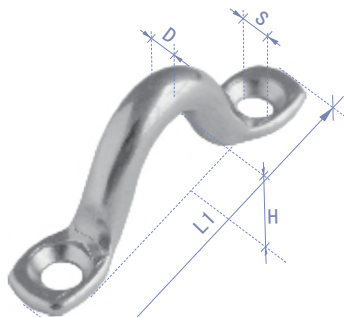
SF3217



SF3217

Pull ring set
Tirador de timbre
Poignée de sonette

SIZE	A(mm)	B(mm)	C(mm)
1#	24	27	17
2#	34.5	28	23
3#	30	35	22



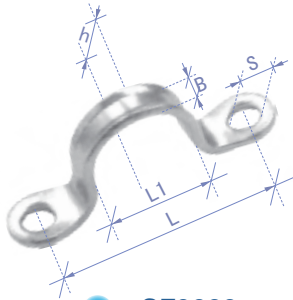
SF322



SF322

Wire eye strap
Tirador
Bracelet à oeil

SIZE(mm)	H(mm)	L(mm)	D(mm)	ΦS(mm)
4	16	40	4	3.2
5	18	50	5	4.2
6	22	60	6	5.2
8	24	64	8	5.2
10	34	79	10	6.3



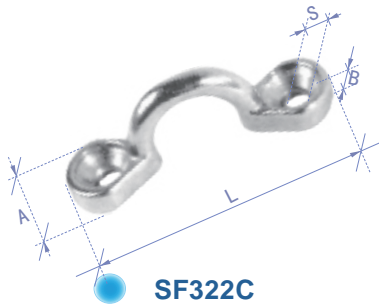
SF3222



SF3222

Stamped eye strap
Tirador estampado
Bracelet à oeil estampé

SIZE(mm)	B(mm)	h(mm)	L1(mm)	L(mm)	ΦS(mm)
5x28	5	12	11	28	4.2
6x34	6	14	15	34	5.3
7x44	7	19	20	44	5.3
7x63	7	28	28	63	5.3
8x67	8	33	32	67	6.4



SF322C

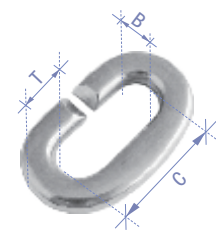


SF322C

Wire eye strap, heavy type
Tirador fuerte
Bracelet à oeil fort

SIZE(mm)	A(mm)	B(mm)	L(mm)	ΦS(mm)
5	12.5	4.5	48	5

casting



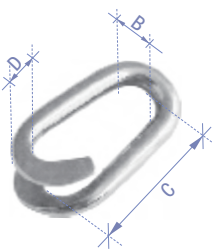
S10



S10

C-link

SIZE(mm)	B(mm)	C(mm)	T(mm)	B.L.(kgs)
5	7.5	20	5.0	230
6	9.0	24	6.0	300
8	12.0	32	8.0	550
9	13.5	36	9.0	750
10	15.0	40	10.0	850
11	16.5	44	11.0	950
13	19.5	52	13.0	1400
16	24.0	64	16.0	2050
19	28.5	76	19.0	2500
22	33.0	88	23.0	3000
25	37.5	100	26.5	4750



S11




S11

Repair link

Enganche de reparo

Maillon de réparation

SIZE(mm)	B(mm)	C(mm)	D(mm)
3	6.5	16.5	3
4	8	20	4
4.5	9	22	4.5
5	9.5	23	5
5.5	10.5	26	5.5
6	10.5	29	6
6.5	11.5	30	6.5
7	13.5	32	7
8	15	37	8
9	16.5	37.5	9



S661



S661


Connecting link

Enganche de conexion

Maillon de liaison

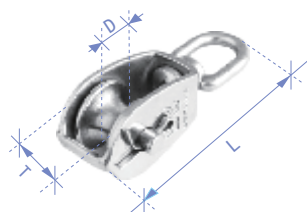
SIZE(inch)	B(mm)	C(mm)	T(mm)	B.L.(kgs)
3/16"	8.5	17.00	5.0	550
1/4"	10.5	20.80	6.0	800
5/16"	12.0	24.00	8.0	1450
3/8"	15.0	28.25	9.5	1900
7/16"	16.5	32.50	11.0	2550
1/2"	18.5	36.75	12.5	3200
5/8"	24.0	48.00	16.0	5500
3/4"	28.5	56.50	19.0	8000

Blocks Poleas Poulies



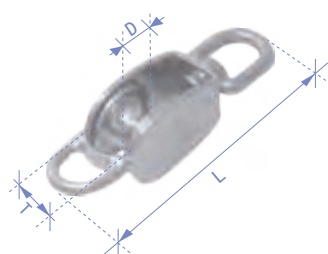
S3100

S3100	Cast sheave	Roldana	Roue à gorge ronde
SIZE(mm)	A(mm)	T(mm)	ΦD(mm)
15	11	7.0	15
20	11	7.0	19
25	17	11.5	25
32	17	12.5	32
50	18	14.0	50
75	21	14.5	75
100	25	17.0	100



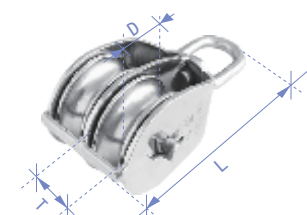
S314

S314	Mame block (cast sheave)	Polea "Mame" (Roldana)	Poulie "Mame" (roue à gorge)	
SIZE(mm)	ΦD(mm)	L(mm)	T(mm)	B.L.(kgs)
20	19.0	73.0	7.0	1000
25	27.0	79.0	11.5	1500
32	31.7	91.5	12.5	1800
50	50.2	124.0	14.0	3500




S314A

S314A	Mame block (cast sheave with eye end)	Polea "Mame" (Roldana acabada en anilla)	Poulie "Mame" (roue à gorge avec un anneau)	
SIZE(mm)	ΦD(mm)	L(mm)	T(mm)	B.L.(kgs)
25	27.0	104.0	11.5	1500
32	31.7	117.0	12.5	1800
50	50.2	149.0	14.5	3500




S315

S315	Mame block (double cast sheave)	Polea "Mame" (Doble Roldana)	Poulie "Mame" (double roue à gorge)	
SIZE(mm)	C(mm)	L(mm)	T(mm)	B.L.(kgs)
25	14.5	80.0	11.5	1500
32	14.5	92.5	12.5	1500
50	20.5	127.0	14.5	2500




S315A

S315A	Mame block (double cast sheave with eye end)	Polea "Mame" (Doble Roldana acabada en anilla)	Poulie "Mame" (double roue à gorge avec un anneau)	
SIZE(mm)	C(mm)	L(mm)	T(mm)	B.L.(kgs)
25	14.5	100.0	11.5	1500
32	14.5	113.0	12.5	1500
50	20.5	148.0	14.5	2500




● S313-E1

 **S313-E1** Taruma block (cast sheave with brass bushing)
Polea "Taruma" (roldana con casquillo de laton)
Poulie "Taruma" (Roue avec montage cuivre)


SIZE(mm)	C(mm)	L(mm)	T(mm)	B.L.(kgs)
50	20.5	124	14	3500
75	24.0	170	16	4000
100	24.0	205	19	5500




● S3141

 **S3141** Mame block (cast sheave)
Polea "Mame" (Roldana)
Poulie "Mame" (roue à gorge)


SIZE(mm)	C(mm)	L(mm)	T(mm)	B.L.(kgs)
25	13.0	87.5	8.0	1500
32	14.5	100.0	9.0	1700
50	20.5	142.0	15.0	2800




● S3141/A

 **S3141/A** Mame block (cast sheave and eye plate)
Polea "Mame" (Roldana y placa de anilla)
Poulie "Mame" (roue à gorge et place anneau)

SIZE(mm)	C(mm)	L(mm)	T(mm)	B.L.(kgs)
25	13.0	103.5	8.0	1500
32	14.5	118.0	9.0	1700
50	20.5	162.0	15.0	2800




● S3151

 **S3151** Mame block (double cast sheave)
Polea "Mame" (Doble Roldana)
Poulie "Mame" (double roue à gorge)

SIZE(mm)	C(mm)	L(mm)	T(mm)	B.L.(kgs)
25	13.0	87.5	8.0	950
32	13.0	97.5	9.0	1200
50	20.5	142.0	14.5	2800

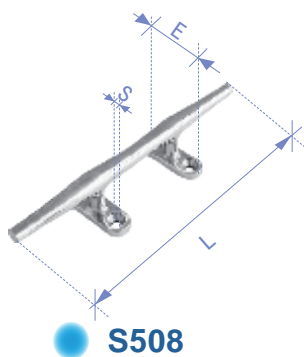


● S3151/A

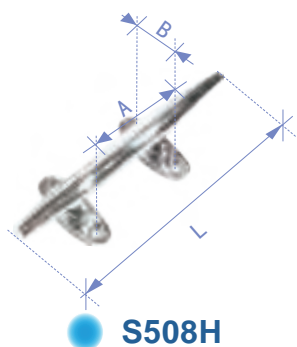
 **S3151/A** Mame block (double cast sheave with eye plate)
Polea "Mame" (Doble Roldana con placa de anilla)
Poulie "Mame" (double roue à gorge et plaque anneau)

SIZE(mm)	C(mm)	L(mm)	T(mm)	B.L.(kgs)
25	13.0	103.5	8.0	950
32	13.0	118.0	9.0	1200
50	20.5	162.0	14.5	2800

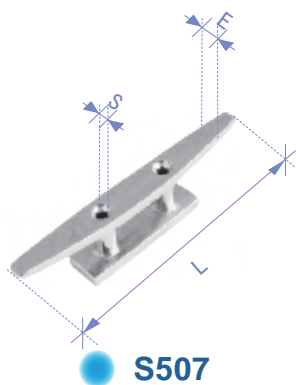
Cleats Sujeciones Fixations



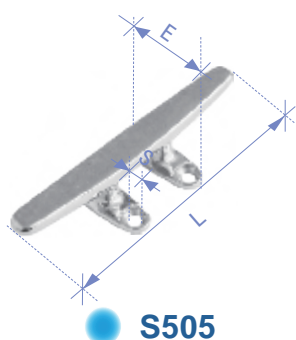
S508		Herreshoff cleat Sujecion Herreshoff Fixation Herreshoff		
SIZE(inch)	E(mm)	L(mm)	ΦS(mm)	
4"	35	100	4.5	
5"	42	125	5.5	
6"	45	150	6.5	
8"	54	200	6.5	
10"	68	255	8.0	
12"	71	300	8.0	



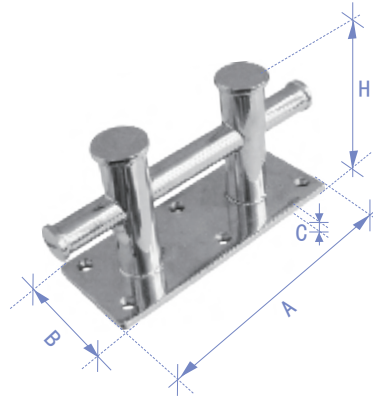
S508H		Blue water cleat Sujeción Agua Azul Fixation Eau Bleue		
SIZE(inch)	A(inch)	B(inch)	L(mm)	ΦS(inch)
8"	3.32"	1.78"	200	0.27"
10"	3.74"	1.87"	250	0.32"
12"	4.78"	2.43"	300	0.32"
15"	6.22"	2.53"	380	0.41"



S507		Joint base cleat Sujeción basica Fixation basique		
SIZE(inch)	E(mm)	L(mm)	ΦS(mm)	
4"	8	100	4.5	
5"	9	125	5.5	
6"	12	150	6.5	
8"	15	200	8.5	
10"	16	250	8.5	

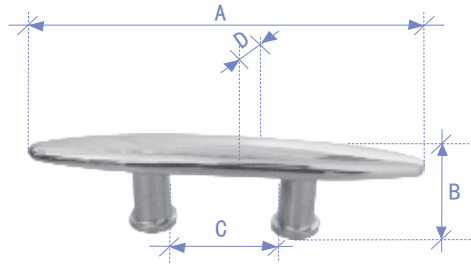


S505		Trim line cleat Sujeción linea de corte Fixation ligne de coupe		
SIZE(inch)	E(mm)	L(mm)	ΦS(mm)	
4"	36.0	100	4.5	
5"	46.0	125	5.5	
6"	53.0	150	6.5	
8"	68.0	200	8.5	
10"	82.5	250	8.5	
12"	82.5	300	8.5	




S5091

	S5091	Welded cleat Sujeción soldada Fixation soudée			
SIZE(mm)	A(mm)	B(mm)	C(mm)	H(mm)	WT(kg)
180x70	180	70	6	98	0.92



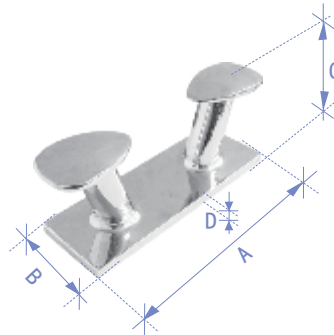
S5092

	S5092	Cleat with female thread Sujeción con rosca hembra Fixation avec vissage femelle			
SIZE(mm)	A(mm)	B(mm)	C(mm)	D(mm)	WT(kg)
200	200	47	55	31	0.15




S301

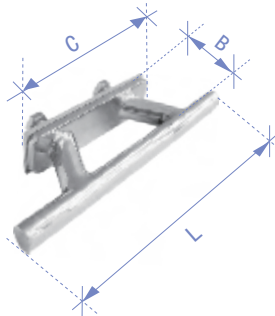
	S301	Pull up cleat Sujeción tirador Fixation avec passant		
SIZE(inch)	B(mm)	L(mm)	M(thread)	WT(kg)
5"	30.5	125	5/16"-18UNC	0.55
6"	38.0	150	3/8"-16UNC	0.78
8"	51.0	200	3/8"-16UNC	1.15




S5093

 **S5093** Horn bollard
 Agarre cuerno
 Borne de corne

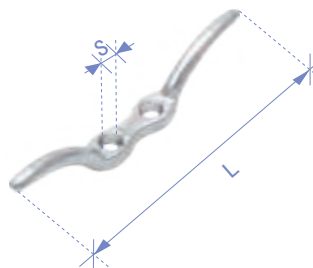
SIZE(inch)	A(mm)	B(mm)	C(mm)	D(mm)	WT(kg)
6"	160	60	65	7.8	0.744
8"	200	70	85	9.9	1.130
10"	250	80	100	10.9	1.753
12"	300	90	115	13	2.670




S5094

 **S5094** Cleat with threaded stud
 Sujeción con esparrago roscado
 Fixation avec vissage


SIZE(inch)	A(mm)	B(mm)	C(mm)	WT(kg)
6"	150	28	90	0.274
8"	200	34	12	0.465




S4015

 **S4015** Rope clip
 Presilla para cuerda
 Clip pour corde


SIZE(inch)	L(mm)	S(mm)
2.1/2"	68	4.5
4.1/2"	114	5.8
6"	150	6.7




S4016

 **S4016** Lift eye cleat
 Sujeción anilla elevada
 Fixation avec anneau surélevé

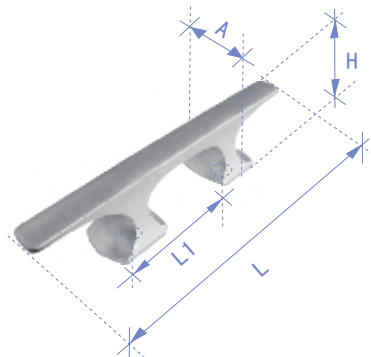
SIZE(inch)	A(inch)	ΦD(mm)	L(inch)
7"	2"	1.5"	7"




S4017

 **S4017** Cross bollards-simplex
 Agarre cruzado
 Fixation avec croisillon

SIZE(mm)	A(mm)	B(mm)	Φd(mm)	ΦD(mm)
30	80	80	12	30
50	130	130	20	50




A010

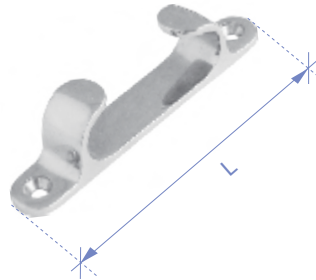
 **A010** Aluminium cleat with female thread
 Sujeción de aluminio con rosca hembra
 Fixation en aluminium avec vissage femelle

SIZE(mm)	A(mm)	H(mm)	L1(mm)	L(mm)	WT(kg)
160	32	39	56	163	0.165
210	41	45	80	203	0.300
250	46	52	95	255	0.435
280	53	61	110	280	0.680
350	72	76	138	350	1.250




S506

 S506	Skene chocks Cuña de puñal Cales de Skene	
SIZE(inch)	L(mm)	WT(kg)
4.1/2"R	114	0.12
4.1/2"L	114	0.12
6"R	150	0.23
6"L	150	0.23




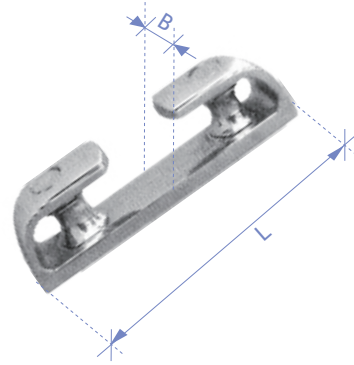
S5061

 S5061	Straight chocks Cuña recta Cales droite	
SIZE(mm)	L(mm)	WT(kg)
127	127	0.172
152	152	0.205




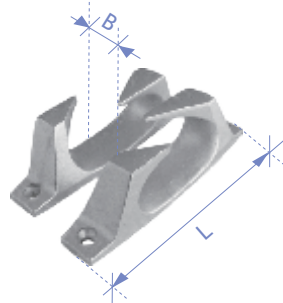
S5062

 S5062	Hollow base chocks Cuña basica hueca Cales basique ouverte	
SIZE(inch)	L(mm)	WT(kg)
4.1/2"R	114	0.095
4.1/2"L	114	0.095
6"R	152	0.21
6"L	152	0.21




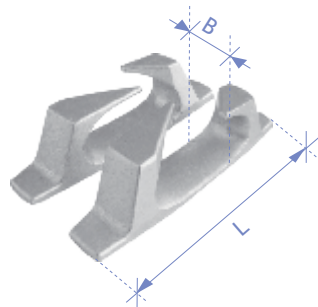
S5063

	S5063	Chock with two wheel Cuña con ruedas Cales avec roulettes
SIZE(mm)	B(mm)	L(mm)
205	40	205
263	48	263




A011

	A011	Aluminium chocks Cuñas de aluminio Cales en aluminium
SIZE(mm)	B(mm)	L(mm)
113	24	113
145	31	145



A012

	A012	Aluminium chocks Cuñas de aluminio Cales en aluminium
SIZE(mm)	B(mm)	L(mm)
130	26	130

Hinges & fasteners

Bisagras y cierres rapidos

Charnières & fermetures rapides



Door hinge
Bisagra de puerta
Charnière de porte

S9222	SIZE(mm)
	76x38
	90x38
	105x38



Door hinge
Bisagra de puerta
Charnière de porte

S9223	SIZE(mm)
	56x38
	76x38



Offset hinge
Bisagra de compensación
Charnière de compensation

S9223WS	SIZE(mm)
	56x38
	76x38



Butt hinge
Bisagra reforzada
Charnière renforcée

S9224	SIZE(mm)
	38X38
	50X50



Strap hinge
Bisagra de tira
Charnière de courroie

S9225	SIZE(mm)
	100x25
	160x28



T-strap hinge
Bisagra de tira en T
Charnière de courroie en T

S9226	SIZE(mm)
	100x54
	152x75
	197x98



Circular hinge
Bisagra circular
Charnière circulaire

S9227	SIZE(mm)
	64X64




Door hinge
Bisagra de puerta
Charnière de porte

S9228	SIZE(mm)
	83X65



Door hinge with threaded stud
Bisagra de puerta con esparragos roscados
Charnière de porte avec vissage

S9228T	SIZE(mm)
	83X65



Door hinge
Bisagra de puerta
Charnière de porte

S9230	SIZE(mm)
	134x65



Door hinge with threaded stud
Bisagra de puerta con esparragos roscados
Charnière de porte avec vissage

S9230T	SIZE(mm)
	134x65



Door hinge
Bisagra de puerta
Charnière de porte

S9231	SIZE(mm)
	146x65



Door hinge with threaded stud
Bisagra de puerta con esparragos roscados
Charnière de porte avec vissage

S9231T	SIZE(mm)
	146x65



Door hinge
Bisagra de puerta
Charnière de porte

S9232	SIZE(mm)
	190x65



Door hinge
Bisagra de puerta
Charnière de porte

S9233	SIZE(mm)
	72x65



Door hinge with threaded stud
Bisagra de puerta con esparragos roscados
Charnière de porte avec vissage

S9233	SIZE(mm)
	72x65



Door hinge
Bisagra de puerta
Charnière de porte

S9234	SIZE(mm)
	103x65



Door hinge with threaded stud
Bisagra de puerta con esparragos roscados
Charnière de porte avec vissage

S9234T	SIZE(mm)
	103x65



Door hinge
Bisagra de puerta
Charnière de porte

S9235	SIZE(mm)
	52x61



Door hinge with threaded stud
Bisagra de puerta con esparragos roscados
Charnière de porte avec vissage

S9235T	SIZE(mm)
	52x61



Door hinge
Bisagra de puerta
Charnière de porte

S9236	SIZE(mm)
	80x65



Door hinge with threaded stud
Bisagra de puerta con esparragos roscados
Charnière de porte avec vissage

S9236T	SIZE(mm)
	80x65



Door hinge
Bisagra de puerta
Charnière de porte

S9237	SIZE(mm)
	70x40



Door hinge with threaded stud
Bisagra de puerta con esparragos roscados
Charnière de porte avec vissage

S9237T	SIZE(mm)
	70x40



Door hinge
Bisagra de puerta
Charnière de porte

S9238	SIZE(mm)
	126x40



Door hinge with threaded stud
Bisagra de puerta con esparragos roscados
Charnière de porte avec vissage

S9238T	SIZE(mm)
	126x40



Door hinge
Bisagra de puerta
Charnière de porte

S9239	SIZE(mm)
	127x65



Door hinge with threaded stud
Bisagra de puerta con esparragos roscados
Charnière de porte avec vissage

S9239T	SIZE(mm)
	127x65



Table hinge
Bisagra de mesa
Charnière de table

S9240	SIZE(mm)
	64x30



Take apart motor box hinge
Bisagra desmontable
Charnière démontable

S9241	SIZE(mm)
	90x38R
	90x38L



Door hinge
Bisagra de puerta
Charnière de porte

S9242	SIZE(mm)
	81x65




Table hinge
Bisagra de mesa
Charnière de table

S9243	SIZE(mm)
	82



Hatch hinge
Bisagra de poton
Charnière de hayon

S9244	SIZE(mm)
	74x57




Stamp hinge
Bisagra estampada
Charnière plane

S9245	SIZE(mm)
	75x75



Stamp hinge
Bisagra estampada
Charnière plane

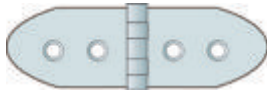
S9246	SIZE(mm)
	100x75



Stamp hinge
Bisagra estampada
Charnière plane

S9247	SIZE(mm)
	100x96

Some models Stamp hinge
 Varios modelos de Bisagra estampada
 Divers modèles de Charnière plane



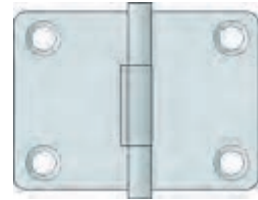
Stamp hinge

S9248	SIZE(mm)
	105x28
	133x28
	160x28



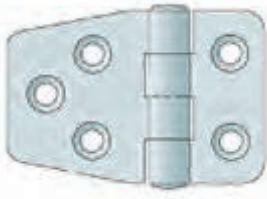
Stamp hinge

S9249	SIZE(mm)
	38x38
	68x38



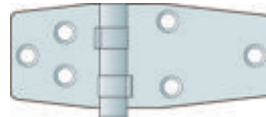
Stamp hinge

S9250	SIZE(mm)
	49x37
	50x50u
	50x50n
75x70	



Stamp hinge

S9251	SIZE(mm)
	58x38
	68x38



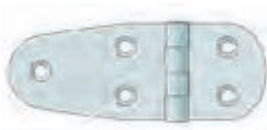
Stamp hinge

S9252	SIZE(mm)
	87x38
	97x38
	135x27
	180x38



Stamp hinge

S9253	SIZE(mm)
	75x38



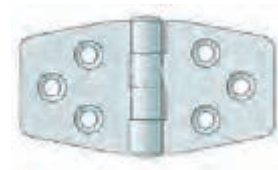
Stamp hinge

S9254	SIZE(mm)
	110x38



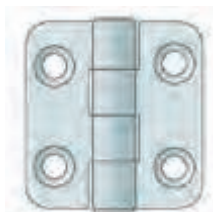
Stamp hinge

S9255	SIZE(mm)
	100x28
	145x38



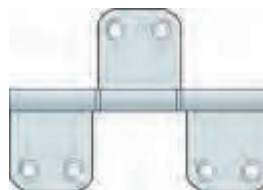
Stamp hinge

S9256	SIZE(mm)
	75x38
	97x38



Stamp hinge

S9257	SIZE(mm)
	50x35
	62x40
	75x48
	100x54



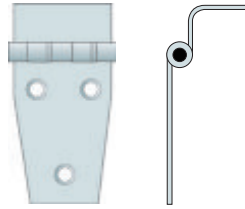
Stamp hinge

S9258	SIZE(mm)
	98x37
	85x30



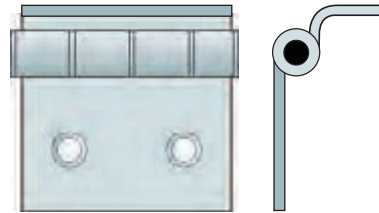
Stamp hinge

S9259	SIZE(mm)
	70x38



Stamp hinge

S9260	SIZE(mm)
	65x38
	76x38



Stamp hinge

S9261	SIZE(mm)
	35x38




S9271



S9271

Barrel bolt
Cerrojo de barril
Serrure de baril

SIZE(mm)	L(inch)	W(inch)
60x30	2-3/8"	1-3/16"
89x38	3-1/2"	1-1/2"
115x38	4-1/2"	1-1/2"




S9272



S9272

Anti-rattle door fastener
Cierre rapido antimovimiento de puerta
Fermeture rapide anti mouvement de porte

SIZE(mm)	Closed length(inch)	W(inch)
115x50	4-1/2"	2"
110x50	4-3/8"	2"
105x50	4-1/8"	2"
95x50	3-3/4"	2"



S9273



S9273

Hatch fastener
Cierre rapido antimovimiento de puerta
Fermeture rapide de trappe

SIZE(mm)	Closed length(inch)	W(inch)
100x30	4"	1-3/16"



S9274



S9274

Hatch fastener
Cierre rapido antimovimiento de puerta
Fermeture rapide de trappe

SIZE(mm)	Closed length(inch)	W(inch)
92x30	3-5/8"	1-3/16"



● **S9275**

	S9275	Hold down clamp Cierre de pulsador Fermeture à pince
SIZE(mm)	L(inch)	W(inch)
75X38	3"	1-1/2"

● **S9276**

	S9276	Hold down clamp Cierre de pulsador Fermeture à pince
SIZE(mm)	L(inch)	W(inch)
64x38	2-1/2"	1-1/2"

● **S9277**

	S9277	Lockable hold down clamp Cierre de pulsador con bloqueo Fermeture à pince avec blocage
SIZE(mm)	L(inch)	W(inch)
75x38	3"	1-1/2"

● **S9278**

	S9278	Lockable hold down clamp Cierre de pulsador con bloqueo Fermeture à pince avec blocage
SIZE(mm)	L(inch)	W(inch)
64x38	2-1/2"	1-1/2"



● **S9279**

	S9279	Swivel hasp Aldaba giratoria Morillon pivotant
SIZE(mm)	L(inch)	W(inch)
75x25	3"	1"

● **S9280**

	S9280	Cabin door hook Gancho de puerta de cabina Fermeture de porte de cabine
SIZE(mm)	L(inch)	
77	3"	

● **S9281**

	S9281	Door lock hook with double Pestillo de gancho Crochet de serrure de porte avec double
SIZE(mm)	L(inch)	
70	2-3/4"	
90	3-9/16"	
120	4-3/4"	

● **S9282**

	S9282	Flush lif ring Anilla elevable enrasable Anneau de levage encastré
SIZE(mm)	L(inch)	W(inch)
48X38	1-7/8"	1-1/2"



● **S9283**

	S9283	Flush lift ring
SIZE(mm)	L(inch)	W(inch)
64x46	2-1/2"	1-7/8"




● **S9284**

	S9284	Flush lift ring
SIZE(mm)	L(inch)	W(inch)
76X56	3"	2-3/16"



● **S9285**

	S9285	Flush lift ring
SIZE(mm)	ØD(inch)	
50	2"	




● **S9286**

	S9286	Flush lift ring
SIZE(mm)	L(inch)	W(inch)
76X56	3"	2-1/4"

Deck mounts Soportes Supports




● **S6041**

	S6041	Round rail base 30° Base redonda de barandilla 30° Base ronde de barrière 30°
TUBE(mm)	22	25




● **S6042**

	S6042	Round rail base 45° Base redonda de barandilla 45° Base ronde de barrière 45°
TUBE(mm)	22	25




● **S6043**

	S6043	Round rail base 60°
TUBE(mm)	22	25




● **S6044**

	S6044	Round rail base 90°
TUBE(mm)	22	25




● **S6045**

	S6045	Round rail base 84°
TUBE(mm)	25	




● **S6042W**

	S6042W	Round rail base for welding 45° Base redonda de barandilla soldable 45° Base ronde de barrière à souder 45°
TUBE(mm)	22	25




● **S6043W**

	S6043W	Round rail base for welding 60°
TUBE(mm)	22	25




● **S6044W**

	S6044W	Round rail base for welding 90°
TUBE(mm)	22	25




S6046

	S6046	Rectangular rail base 30° Base rectangular de barandilla 30° Base rectangulaire de barrière 30°
TUBE(mm)	22	25




S6047

	S6047	Rectangular rail base 45°
TUBE(mm)	22	25




S6048

	S6048	Rectangular rail base 60°
TUBE(mm)	22	25




S6049

	S6049	Rectangular rail base 90°
TUBE(mm)	22	25




S6047W

	S6047W	Rectangular rail base for welding 45° Base rectangular de barandilla soldable 45° Base rectangulaire de barrière à souder 45°
TUBE(mm)	22	25




S6048W

	S6048W	Rectangular rail base for welding 60°
TUBE(mm)	22	25




S6049W

	S6049W	Rectangular rail base for welding 90°
TUBE(mm)	22	25




S6050

	S6050	Tee 60°	T 60°	T 60°
TUBE(mm)	22	25		




S6051

	S6051	Tee 90°	T 90°	T 90°
TUBE(mm)	22	25		



S6050T

	S6050T	Take apart tee 60° T desmontable 60° T demontable 60°
TUBE(mm)	22	25



S6051T

	S6051T	Take apart tee 90° T desmontable 90° T demontable 90°		
TUBE(mm)	22	25		



S6052

	S6052	Elbow	Codo	Coude	90°
TUBE(mm)	22	25			



S6053

	S6053	3-way corner fitting Esquina de 3 direcciones Angle 3 directions		
TUBE(mm)	22	25		



S60541

	S60541	4-way tee T de 4 direcciones Croisillon		
TUBE(mm)	22	25		



S60542

	S60542	4-way corner fitting Esquina de 4 direcciones Angle 4 directions		
TUBE(mm)	22	25		



S60543

	S60543	5-way tee T de 5 direcciones Croisillon 5 directions		
TUBE(mm)	22	25		



S6055

	S6055	Elbow	Codo	Coude	110°
TUBE(mm)	22	25			



S6056

	S6056	Elbow	Codo	Coude	140°
TUBE(mm)	22	25			



S6057

	S6057	Center rail 60° Guia central 60° Guide central 60°	
SIZE(mm)	22	WT(kg)	0.12




S6058

	S6058	Rail end 60° Guia tope 60° Terminaison de tube 60°	
SIZE(mm)	22	WT(kg)	0.155




● **S6059**

 S6059	Center rail 60°
SIZE(mm)	WT(kg)
22	0.105
25	0.135




● **S6060**

 S6060	Rail end 60°
SIZE(mm)	WT(kg)
22	0.116
25	0.130




● **S6061**

 S6061	Center rail 60°
SIZE(mm)	WT(kg)
22	0.145
25	0.151




● **S6062**

 S6062	Rail end (end out) Guia tope (exterior) Terminaison de tube (externe)
SIZE(mm)	WT(kg)
22	0.087




● **S6063**

 S6063	Rail end (end fin)
SIZE(mm)	WT(kg)
22	0.195

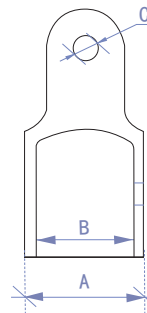



● **S6064**

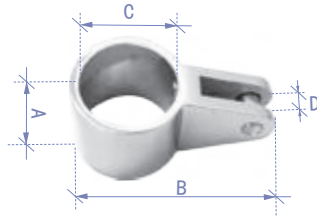
 S6064	Rail end bottom mount 90° Guia tope base 90° Terminaison de tube fixation basse 90°
SIZE(mm)	WT(kg)
22	0.275
25	0.370



● **S6065**



 S6065	Top cap	Tapa superior	Terminaison superieure	
SIZE(mm)	A(inch)	B(inch)	C(inch)	WT(kg)
19	0.98"	0.76"	0.25"	0.075
20	1.02"	0.8"	0.25"	0.077
22	1.16"	0.88"	0.25"	0.100
25	1.25"	1"	0.25"	0.120
30	1.49"	1.2"	0.25"	0.140



S6066




S6067

S6066	Top slide	Topo desuzable	Terminaison démontable		
SIZE(mm)	A(inch)	B(inch)	C(inch)	D(inch)	WT(kg)
19	0.98"	1.85"	0.76"	0.29"	0.070
20	1.1"	1.85"	0.8"	0.29"	0.075
22	1.12"	2"	0.88"	0.29"	0.100
25	1.18"	2.32"	1"	0.29"	0.125
30	1.18"	2.63"	1.2"	0.29"	0.140

S6067	Top slide with removable pin Topo desuzable con pasador Terminaison démontable avec clip
SIZE(mm)	WT(kg)
22	0.132
25	0.163
30	0.195
32	0.165



S6068



S6069

S6068	Pipe bundle	Envolvente					Collier		
SIZE(inch)	1"	1.5"	2"	2.5"	3"	3.5"	4"	5"	

S6069	Rail end	Final de barandilla		Terminaison de barrière	
SIZE(mm)	L1(mm)	L2(mm)	L3(mm)	D(thread)	
22	58	55	27	M8	
25	58	55	27	M8	




S60700



S60701


S60700	Bullet end plug	Enchufe de extremo tipo bala			Bouchon de fin type balle	
SIZE(mm)	19	20	22	25	30	

S60701	Top inset	Inserto superior		Insert supérieur	
SIZE(mm)	19	22	25		



● **S60702**

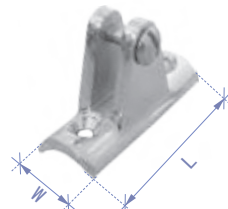
	S60702	Stanchion base	Base de puntal	Base de barrière			
SIZE(mm)	25	L(mm)	90	W(mm)	75	WT(kg)	0.459



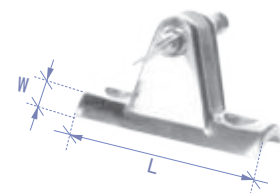
● **S6071**



● **S6072**




● **S6073**




● **S6074**

	S6071	Deck hinge 90° with set bolt Bisagra de superficie 90° con juego de tornillos Charniere de pont 90° avec vis
	S6072	Deck hinge 90° with removable pin Bisagra de superficie 90° con pasadore extraible Charniere de pont 90° avec clip extractable
SIZE(mm)	60x18	L(mm) 60, W(mm) 18, WT(kg) 0.095

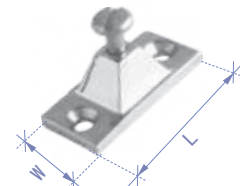
	S6073	Deck hinge with concave base 90° with set bolt Bisagra de superficie base concava 90° con juego de tornillos Charniere de pont base concave 90° avec vis
	S6074	Deck hinge with concave base 90° with removable pin Bisagra de superficie base concava 90° con pasadore extraible Charniere de pont base concave 90° avec clip extractable
SIZE(mm)	60x22	L(mm) 60, W(mm) 22, WT(kg) 0.095



● **S6075**




● **S6076**



● **S6077**

	S6075	Deck hinge 80° with set bolt
	S6076	Deck hinge 80° with removable pin
SIZE(mm)	60x18	L(mm) 60, W(mm) 18, WT(kg) 0.095

	S6077	Deck hinge side mounted Bisagra de superficie con cara montada Charniere de pont partie fixe
SIZE(mm)	50x23	L(mm) 50, W(mm) 23, WT(kg) 0.07



● **S6078**



● **S6081**

	S6078	Universal deck hinge Bisagra de superficie universal Charniere de pont universelle
SIZE(mm)	70	L(mm) 70, WT(kg) 0.15

	S6081	Hose deck fills with key Entrada de manguera de llenado con llave Entree de tube de remplissage avec clef
SIZE(mm)	38, 50	ΦD(inch) 1-1/2", 2", WT(kg) 0.353, 0.570
The letters WATER, WASTE, FUEL, DIESEL, GAS are available		



S6082

S6082 Thru-hull with thread
A través del casco con rosca
Traversee de pont avec filetage


SIZE(mm)	ΦD(inch)	WT(kg)
12	1/2"	0.171
19	3/4"	0.282
25	1"	0.378
32	1-1/4"	0.625
38	1-1/2"	0.760



S6084

S6084 Water intake with thread
Toma de agua con rosca
Robinet d'eau avec filetage

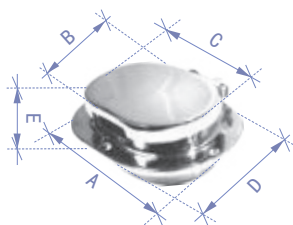
SIZE(inch)	WT(kg)	SIZE(inch)	WT(kg)
3/8"	0.255	1-1/2"	0.995
1/2"	0.340	2"	1.560
3/4"	0.490	2-1/2"	2.750
1"	0.600	3"	4.200
1-1/4"	0.730		



S6086

S6086 Hawse pipe Tubo Hawse Ecubier


SIZE(inch)	A(inch)	B(inch)	C(inch)	D(inch)	E(inch)	WT(kg)
5.5"	5.5"	2.48"	3.28"	1.34"	4.33"	0.3
6"	6"	3.25"	3.92"	1.88"	4.85"	0.6



S6088

S6088 Deck pipe
Tapa de la tubería
Couvercle de tube

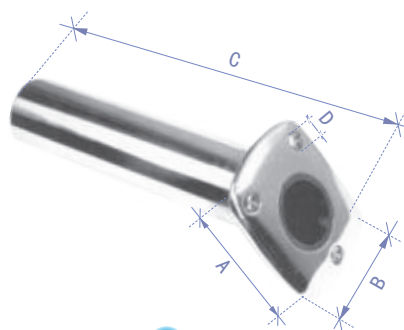
SIZE(inch)	A(inch)	B(inch)	C(inch)	D(inch)	E(inch)	WT(kg)
5-1/2"	5-1/2"	2.71	3.72	4.08	2"	0.936



S6083

S6083 Floor filler
Relleno de suelo
Tampon de pont

SIZE(mm)	A(inch)	B(inch)	C(inch)	D(inch)	WT(kg)
57	2.36"	3.22"	1.45"	2.28"	0.342



S6085

S6085 Rod holder with cap
Porta-varilla con tapa
Porte-tige avec tapon

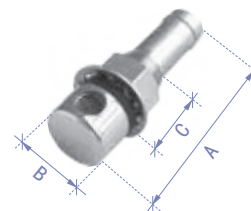
SIZE(inch)	A(inch)	B(inch)	C(inch)	D(inch)
4-3/8"	4-3/8"	3.38	8.5"	0.26"



S6087

S6087 Deck plate
Plato de superficie
Plaque de pont

SIZE(inch)	WT(kg)
3"	0.550
4"	0.680
5"	1.485
6"	2.165



S6089

S6089 Vent
Ventilacion
Ventilation

SIZE(mm)	A(mm)	B(mm)	C(mm)	WT(kg)
75	2.97"	0.96"	0.9"	0.114



S6090

	S6090	Vent	Ventilacion	Ventilation	
SIZE(mm)	A(mm)	B(mm)	C(mm)	D(mm)	WT(kg)
90	3.54"	2.48"	0.96"	1.1"	0.136



S6091

	S6091	Mast step	Base de mastic	Base de mât
SIZE(inch)	WT(kg)			
4-3/8"	0.430			
4-5/8"	0.600			



S6092

	S6092	Antenna ratchet mount	Trinquete de antena	Cliquet d'antenne
SIZE(inch)	WT(kg)			
4-1/2"	0.537			
6"	0.930			



S6093

	S6093	Rope stripper	Separador de cuerdas	Separateur de cordes
WT(kg)				
0.25				



S6094

	S6094	Small bowl	Pequeño bowl	Petit bowl
SIZE(mm)	ΦD(mm)	H(mm)		
45	68	45		
60	68	60		

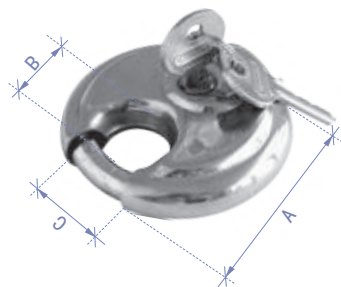


S6095



S6096

	S6095	Cup holder	Soporte de taza	Support de tasses
	S6096			



S6097

	S6097	Disc padlock SS304	Candado de disco SS304	Cadenas forme disque SS304
SIZE(mm)	A(mm)	B(mm)	C(mm)	
70	70	17.5	23	



A013

	A013	Aluminium hose deck fill	Entrada de manguera de llenado de aluminio	Entree de tube de remplissage en aluminium
SIZE(mm)	ΦD(inch)			
38	1-1/2"			
50	2"			
The letters WATER, WASTE, FUEL, DIESEL, GAS are available				

■ Anchors, flag poles & chains

Anclas, Soporte de bandera & cadenas

Ancres, mât de drapeau & chaînes



● S4300

Bruce anchor
Ancla Bruce
Ancre Bruce

SIZE(kg)
2
2.5
3
5
7.5
10
15
20
30
40
50

aisi316, mirror polish



● S4100

Folding anchor
Ancla plegable
Ancre pliable

SIZE(kg)
0.7
1.5
2.5
3.2
4
5
6
7
8
10
12
16

aisi316, mirror polish



● S4200

Plough anchor
Ancla arado
Ancre type charrue

SIZE(kg)
2
5
7
9
10
12
15
16
20
22
27
32
34
50

aisi316, mirror polish



● S4400

Delta anchor
Ancla delta
Ancre delta

SIZE(kg)
0.5
1
2
5
6
8
10
16
20
30
50
60

aisi316, mirror polish



S4401

Four flukes anchor
Ancla 4 varillas
Ancre 4 douves

SIZE(mm)	
200	
240	
315	
375	
aisi316 available	



S4402

Danforth anchor
Ancla Danforth
Ancre Danforth

SIZE(kg)	
1.5	
2.5	
3.6	
5.5	
7.5	
9	
12	
15	
16	
20	
25	
30	
50	
60	
aisi316, mirror polish	



S4403

Bottom anchor
Ancla de fondo
Ancre de fond

SIZE(mm)	L(mm)	D(mm)	D1(mm)	S(mm)
420	420	8	35	4
aisi316 available				



S4404

Mushroom anchor
Ancla champiñon
Ancre champignon


SIZE(kg)	
9.5kg	
aisi316, mirror polish	



S4500

Swivel anchor chain connector
Enlace giratorio para cadena de ancla
Lien giratoire pour chaîne d'ancre

SIZE(mm)	L(mm)	WT(kg)
90	90	0.254
120	120	0.573



S4501

Swivel anchor chain connector
Enlace giratorio para cadena de ancla
Lien giratoire pour chaîne d'ancre


SIZE(mm)	A(mm)	B(mm)	L(mm)	WT(kg)
98	20	19	98	0.254



S4502

Swivel anchor chain connector
Enlace giratorio para cadena de ancla
Lien giratoire pour chaîne d'ancre


SIZE(mm)	L(mm)
130	130
169	169



S4503

Swivel anchor chain connector
Enlace giratorio para cadena de ancla
Lien giratoire pour chaîne d'ancre

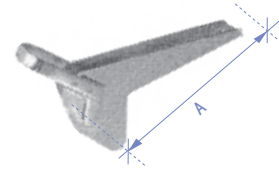
SIZE(mm)	A(mm)	B(mm)	L(mm)	WT(kg)
90	16	10	88	0.200



S4510

Anchor roller
Enrollador de ancla
Enrouleur d'ancre

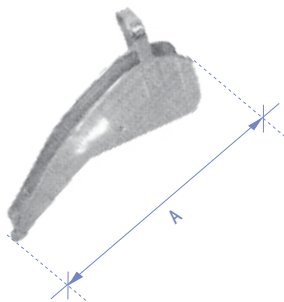
SIZE(mm)	A(inch)	B(inch)	C(inch)	D(inch)	WT(kg)
330	12.9"	2.04"	3.18"	2.24"	2.58



S4511

Anchor roller
Enrollador de ancla
Enrouleur d'ancre

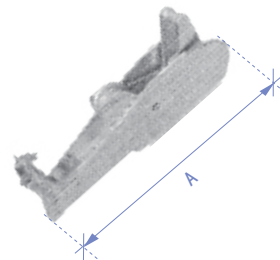
SIZE(mm)	A(inch)	B(inch)	C(inch)	WT(kg)
380	14.9"	7.67"	4.05"	4.35



S4512

Anchor roller
Enrollador de ancla
Enrouleur d'ancre

SIZE(mm)	A(inch)	B(inch)	C(inch)	D(inch)
610	24"	2.44"	3.22"	6.6"



S4513

Anchor roller
Enrollador de ancla
Enrouleur d'ancre


SIZE(mm)	A(inch)	B(inch)	C(inch)	D(inch)
405	15.9"	3.14"	3.41"	3.46"
540	21.1"	4.5"	4"	3.07"



S6602

Flag pole pedestal
Soporte de bandera
Support de drapeau

SIZE(mm)	ØD1(mm)	ØD(mm)	WT(kg)
25	67	25.3	0.23



S6601

Welded flag pole pedestal
Soporte de bandera soldable
Support de drapeau soudé

SIZE(mm)	B(mm)	L(mm)	ØD(mm)	WT(kg)
25	57	80	26	0.35



S4520

Fender holder
Proteccion
Support de protection

SIZE(mm)
170
200
230
280



S6600

Flag pole
Mastil de bandera
Mât de drapeau

SIZE(mm)
40
60
75
90
120



Japanese standard

DIA	INSIDE LENGTH	INSIDE WIDTH	WEIGHT/M
mm	mm	mm	kg
2	12	3.5	0.07
3	24	5	0.15
3	19	5	0.16
4	26	6	0.27
4	20	6	0.29
5	27	7	0.44
5	20	7	0.49
5.5	30	8	0.54
5.5	24	10	0.60
6	31	9	0.65
6	24	9	0.72
7	37	10	0.88
7	28	10	0.96
8	38	11	1.18
8	32	12	1.27
9	39	13	1.55
9	36	14	1.61
10	42	15	1.95
12	54	20	2.77
12	48	19	2.88

DIN766 standard

mm	mm	mm	kg
2	12	3.5	0.07
3	16	5	0.163
4	16	5	0.32
5	18.5	6	0.50
6	18.5	7.2	0.80
7	22	8.4	1.10
8	24	9.6	1.40
9	27	10.8	1.80
10	28	12	2.30
11	31	13.2	2.68
12	36	14.6	3.11
13	36	15.6	3.80
16	45	19.2	5.70

DIN5685A standard

mm	mm	mm	kg
2	12	4	0.071
2.5	14	5	0.114
3	10	6	0.165
3.5	18	7	0.23
4	19	8	0.30
5	21	10	0.50
6	24	12	0.73
7	28	14	1.00
8	32	16	1.30
9	36	18	1.65
10	40	20	2.05
12	48	24	2.9
13	52	26	3.45

DIN763 standard

DIA		INSIDE LENGTH	INSIDE WIDTH	WEIGHT/M
mm		mm	mm	kg
2		22	4	0.061
2.5		24	5	0.10
3		26	6	0.15
3.5		28	7	0.20
4		32	8	0.27
4.5		34	9	0.35
5		35	10	0.43
6		42	12	0.63
7		49	14	0.82
8		52	16	1.10
9		59	18	1.41
10		65	20	1.75
13		82	26	2.95
16		100	32	4.45

Korean standard

DIA		INSIDE LENGTH	INSIDE WIDTH	WEIGHT/M
mm		mm	mm	kg
3		23	5.3	0.15
4		22	7.5	0.30
5		23.7	8.3	0.47
6		27.3	10	0.70
7		31	12	0.95
8		35	13.7	1.25
9		39	15.2	1.58
12		38	18	3.13

Australian standard

DIA		INSIDE LENGTH	INSIDE WIDTH	WEIGHT/M
mm		mm	mm	kg
4		18.6	8	0.32
5		22	9.4	0.50
6		26	11.5	0.72
8		32.2	13.5	1.28
10		39	16.2	2.06
12		46	20	2.94
13		49.1	20.1	3.36
16		59.6	24.5	4.95

ASTM80 standard

DIA		INSIDE LENGTH	INSIDE WIDTH	WEIGHT/M
in	mm	mm	mm	kg
1/8	4	23	7	0.29
3/16	5.5	24	10.2	0.60
1/4	7	25.4	12.5	1.07
5/16	8.7	27.9	12.7	1.57
3/8	10	31.2	15.17	2.30
1/2	13.5	39.6	18.2	4.0
5/8	16.7	49	25.5	6.04

NACM90 standard

DIA		INSIDE LENGTH	INSIDE WIDTH	WEIGHT/M
in	mm	mm	mm	kg
1/8	4	23	7	0.29
3/16	5.5	24	10.2	0.60
1/4	7	29.3	11	0.98
5/16	8	32.5	12.4	1.28
3/8	10	34.5	14	2.12
1/2	13	45.5	19.8	3.61
5/8	16	54	21.5	5.34

Hose clamps

Abrazaderas

Colliers de serrage



H001



H002

Worm drive hose clamp U.S. type
Abrazadora de guano tipo US
Collier de serrage Worm type US

band width 8mm	band width 12.7mm
SIZE(mm)	SIZE(mm)
8-12	11--23
10-16	14--27
14-24	18--32
18-28	19--38
24-36	21--44
25-45	27--51
32-52	33--57
40-60	40--64
47-67	52--76
62-82	65--89
77-97	71--95
92-112	78--102
107-127	90--114
122-142	103--127
137-157	118--140
152-172	130--152
167-187	143--165
197-217	154--178
227-247	165-197
242-262	144-216
	163-235
	182-254
	201-273
	225-292
	239-311
	259-330
	277-349
	296-368
	315-387
	335-406

W1, W2, W4, W5 available

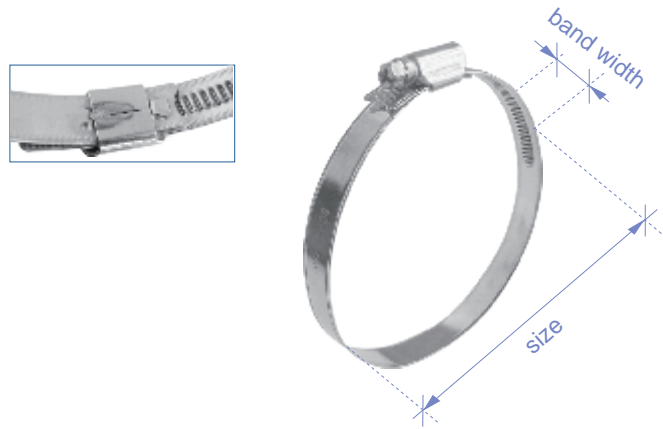
REMARK: W1-all parts are galvanized steel
W2-screw is galvanized steel
other parts are aisi304
W4-all parts are aisi304
W5-all parts are aisi316

Worm drive hose clamp European type

band width 12.5mm	band width 14.2mm	band width 15.8mm
SIZE(mm)	SIZE(mm)	SIZE(mm)
11-20	11-20	25-45
13-23	13-23	32-54
14-27	17-27	45-67
17-32	17-32	57-79
21-38	21-38	70-92
21-44	21-44	83-105
27-51	27-51	95-118
33-57	33-57	108-130
40-64	40-64	121-143
46-70	46-70	133-156
52-76	52-76	146-168
59-83	59-83	159-181
65-89	65-89	172-194
71-95	71-95	184-206
78-102	78-102	197-219
84-108	84-108	210-232
91-114	91-114	200-250
105-127	105-127	230-280
117-140	117-140	265-315
130-152	130-152	300-365
143-165	143-155	340-405
156-178	156-178	385-450
168-216		450-515
181-254		540-605
238-311		

W4-301, W4-304, W5 available

REMARK: W4-301: all parts are aisi301
W4-304: all parts are aisi304
W5-all parts are aisi316




H003

Worm drive hose clamp German type

band width 9mm		band width 12mm	
SIZE(mm)		SIZE(mm)	
10--16	210-230	12--20	230-250
12-18	220-240	16--25	240-260
12--20	230-250	20--32	250-270
12-22	240-260	25--40	260-280
16--25	250-270	32--50	270-290
20--32	260-280	40--60	280-300
25--40	270-290	50--70	290-310
30-48	280-300	60--80	300-320
32--50	290-310	70--90	310-330
40--60	300-320	80--100	320-340
50--70	310-330	90--110	330-350
60--80	320-340	100--120	340-360
70--90	330-350	110--130	350-370
80--100	340-360	120--140	360-380
90--110	350-370	130--150	370-390
100--120	360-380	140--160	380-400
110--130	370-390	150--170	390-410
120--140	380-400	160--180	400-420
130--150	390-410	170--190	410-430
140-160	400-420	180--200	420-440
150-170	410-430	190-210	430-450
160-180	420-440	200-220	440-460
170-190	430-450	210-230	450-470
180-200	440-460	220-240	
190-210	450-470		
200-220			

W1, W2, W4, W5 available

REMARK: W1-all parts are galvanized steel
 W2-screw is galvanized steel, other parts are aisi304
 W4-all parts are aisi304
 W5-all parts are aisi316



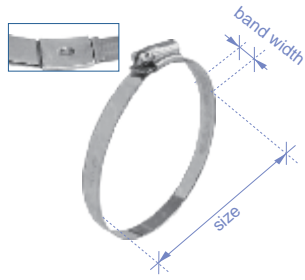
H004

Worm drive hose clamp Italian type

band width 9.7mm	band width 12.7mm
SIZE(mm)	SIZE(mm)
8--12	
10--16	
12--22	
16-27	16-27
23-35	23-35
25-40	25-40
30-45	30-45
32--50	32--50
40--60	40--60
50--70	50--70
60--80	60--80
70--90	70--90
80--100	80--100
90--110	90--110
100--120	100--120
110--130	110--130
120--140	120--140
130--150	130--150
140-160	140-160
150-170	150-170
160-180	160-180
170-190	170-190
180-200	180-200
190-210	190-210
200-220	200-220
210-230	210-230
220-240	220-240
230-250	230-250
240-260	240-260

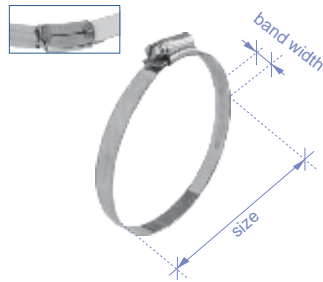
W2, W4, W5 available

REMARK: W2-screw is galvanized steel, other parts are aisi304
 W4-all parts are aisi304
 W5-all parts are aisi316



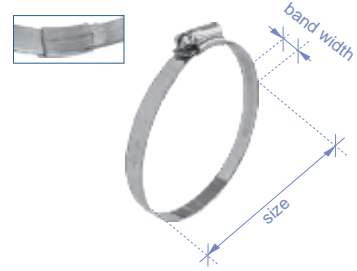
H005

Worm drive hose clamp British type, ABA type



H006

Worm drive hose clamp British type welded



H007

Worm drive hose clamp British type riveted

band width(mm)	H005 SIZE(mm)	H006 SIZE(mm)	H007 SIZE(mm)
9.7	8--14	10-16	9.5--12
	11--17	13-19	11--16
	13--20	16-25	13--20
11.7		19-29	
	15--24	22-32	16--22
	19--28	25-38	18--25
	22--32	32-44	22--30
	26--38	35-51	25--35
	32--44	38-57	27--40
	38--50	44-64	35--50
	44--56	51-70	40--55
	50--65	64-76	45--60
	58--75	70-89	55--70
	68--85	76-92	60--80
	77--95	80-100	70--90
	87--112	90-110	85--100
	104--138	100-120	90--120
	130--165	110--130	120--140
	150--180	120--140	140--160
	175--205	130--150	160--180
	200--231	140--160	
	226--256	150--170	
	251--282	160--180	
	277--307	170--190	
		180--200	
		190--210	
	200--220		
	220--240		
	230--250		
	240--260		
	280--300		
	300--320		

W1, W4, W5 available

REMARK: W1-all parts are galvanized steel
 W4-all parts are aisi304
 W5-all parts are aisi316



H008

Unitary clamps
Abrazadoras sueltas
Colliers unitaires

band width(mm)	SIZE(mm)
18	17-19
	19-21
	20-22
	21-23
	23-25
	26-28
20	29-31
	30-33
	32-35
	34-37
	36-39
	38-41
	40-43
	43-46
	44-47
	48-51
22	52-55
	56-59
	60-63
	64-67
	68-73
	74-79
	76-80
	80-85
	86-91
	92-97
24	98-103
	104-112
	110-118
	113-121
	122-130
	131-139
	140-148
	149-161
	162-174
	175-187
	188-200
	195-210
	201-213
	214-226
227-239	
26	240-252

W1, W2, W4, W5 available

REMARK: W1-all parts are galvanized steel
W2-screw is galvanized steel,
other parts are aisi304
W4-all parts are aisi304
W5-all parts are aisi316



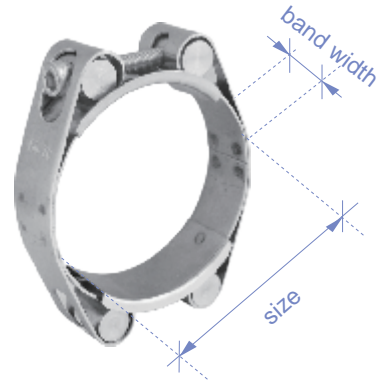
H009

Unitary clamps double layer
 Abrazadoras sueltas doble capa
 Colliers unitaires double épaisseur

band width 20mm	
SIZE(mm)	
35-40	
40-45	
45-50	
50-55	
55-60	
60-65	
65-70	
70-75	
75-80	
80-85	
85-90	
90-95	
95-100	
100-105	
105-110	
110-115	
115-120	
120-125	
125-130	
130-135	
135-140	
140-145	
145-150	
150-155	
155-160	

W1, W4, W5 available

REMARK: W1-all parts are galvanized steel
 W4-all parts are aisi304
 W5-all parts are aisi316




H010

Double bolts super clamps
 Abrazadoras sueltas doble rosca
 Colliers unitaires double serrage

band width(mm)	SIZE(mm)
20	35-45
	40-50
	45-55
	50-60
	55-65
	60-70
	65-75
	70-80
	75-85
	80-90
	85-95
24	60-70
	70-80
	80-90
	90-100
	100-110
	110-120
	120-130
	130-140
	140-150
	150-160
	160-170
	170-180
	180-190
	190-200
	200-210
	210-220
	220-230
	230-240
	240-250
250-260	
260-270	
270-280	
290-300	

W1, W4, W5 available

REMARK: W1-all parts are galvanized steel
 W4-all parts are aisi304
 W5-all parts are aisi316



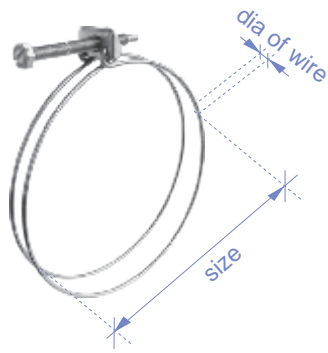
H011

Fixing clamp
Abrazadera de fijacion
Collier de fixation

band width 12mm	band width 12.7mm		band width 15mm	band width 20mm	band width 25mm
SIZE(mm)	SIZE(mm)		SIZE(mm)	SIZE(mm)	SIZE(mm)
Ø3	Ø6	Ø41	Ø6	Ø10	Ø12
Ø4	Ø7	Ø42	Ø8	Ø12	Ø14
Ø5	Ø8	Ø43	Ø9	Ø13	Ø16
Ø6	Ø9	Ø44	Ø10	Ø14	Ø18
Ø8	Ø10	Ø45	Ø12	Ø15	Ø20
Ø9	Ø11	Ø46	Ø14	Ø16	Ø22
Ø10	Ø12	Ø47	Ø16	Ø18	Ø24
Ø12	Ø13	Ø48	Ø18	Ø20	Ø26
Ø14	Ø14	Ø49	Ø20	Ø22	Ø28
Ø15	Ø15	Ø50	Ø22	Ø24	Ø30
Ø16	Ø16	Ø51	Ø24	Ø26	Ø32
Ø18	Ø17	Ø52	Ø26	Ø28	Ø34
Ø19	Ø18	Ø53	Ø28	Ø30	Ø36
Ø20	Ø19	Ø54	Ø30	Ø32	Ø38
Ø22	Ø20	Ø55	Ø32	Ø34	Ø40
Ø25	Ø21	Ø56	Ø34	Ø36	Ø42
Ø26	Ø22	Ø57	Ø35	Ø38	Ø44
Ø28	Ø23	Ø58	Ø36	Ø40	Ø46
Ø30	Ø24	Ø59	Ø38	Ø42	Ø48
Ø33	Ø25	Ø60	Ø40	Ø44	Ø50
Ø35	Ø26	Ø61	Ø42	Ø46	Ø58
Ø40	Ø27	Ø62	Ø44	Ø48	Ø60
	Ø28	Ø63	Ø46	Ø50	Ø62
	Ø29	Ø64	Ø48	Ø52	Ø64
	Ø30	Ø65	Ø64	Ø53	Ø66
	Ø31	Ø66		Ø55	Ø68
	Ø32	Ø67		Ø60	Ø70
	Ø33	Ø68		Ø62	Ø72
	Ø34	Ø69		Ø74	
	Ø35	Ø70		Ø76	
	Ø36	Ø71			
	Ø37	Ø72			
	Ø38	Ø73			
	Ø39	Ø74			
	Ø40				

W1, W4, W5 available

REMARK: W1-all parts are galvanized steel
W4-all parts are aisi304
W5-all parts are aisi316



H012
Wire clamps
Abrazadera de alambre
Collier type fil d'acier

W1, W4-301 available

REMARK: W1-all parts are galvanized steel
W4-301: all parts are ss301

DIA OF WIRE(mm)	W1 SIZE(mm)	DIA OF WIRE(mm)	W4-301 SIZE(mm)	
Φ1.5	11-14	Φ2.0	11-14	
	13-16		13-16	
	15-18		15-18	
Φ1.8	17-20		17-20	
	19-22		19-22	
	20-24		20-24	
	22-26		22-26	
	24-28		24-28	
	26-30		26-30	
Φ2.2	28-32		Φ2.3	28-32
	31-35			31-35
	33-36			33-36
	34-38			34-38
	35-40			35-40
	37-42			37-42
	40-45	40-45		
	42-46	42-46		
	43-48	43-48		
	45-50	45-50		
	47-52	47-52		
	50-55	50-55		
	53-58	51-56		
	55-60	53-58		
	54-62	55-60		
	60-65	54-62		
	63-68	60-65		
	65-70	63-68		
	70-75	65-70		
	75-80	70-75		
	80-85	75-80		
	84-90	80-85		
	89-95	84-90		
	94-100	89-95		
	98-105	94-100		
	103-110	98-105		
	108-115	103-110		
	113-120	108-115		
	118-125	113-120		
	123-130	118-125		
128-135	123-130			
133-140	128-135			
138-145	133-140			
143-150	138-145			
148-155	143-150			
153-160	148-155			
158-165	153-160			
163-170	158-165			
168-175	163-170			
173-180	168-175			
178-185	173-180			
185-195	178-185			
195-205	185-195			
250	195-205	Φ2.6		
300				
350				
400				
450				
500				



Pol. Ind. Oeste
Calle Fortuna 5
30820 Alcantarilla
Murcia - España
Telf./Centralita +34968800008
mf@sitoran.com