

SITORAN TECHNOLOGY EMPRESAS

CATALOGO

2017-Q3 Catalogue



Who We Are?

We make it a point to design and distribute High Quality, Affordable and Sustainable LED Lighting Solutions.

Our products follow ERP guidelines and are tested and approved by accredited labs.



What We Do?

We Import, Stock and Deliver a complete range of High Quality LED Products at **Market-Leading Prices** all across the EU

OUR APPROVALS



LED Bulbs 01



SAMSUNG Bulbs

02 - 13



Blister Packing

14 - 21



Plastic Bulbs

22 - 55



Amber Cover

56 - 70



White Cover

71 - 72



Frost Cover

73 - 80



Clear Glass

81 - 94

LED Spotlights 95



GU10-MR16

96 - 103



G4-G9

104 - 106



Accessories

107 - 126

LED Flood lights 127



Shiny White

128 - 128



Shiny Grey/Black

131 - 133



Sand Finish Black

134 - 137



Sand Finish Grey

138 - 143



I - Series

144 - 151



Stand & Italian Series

152 - 154



PIR Sensor Series

155 - 166



Big Power Series


167 - 174

LED Panels 175



60x60 Panels

176 - 182



Big Panels

183 - 187



Accessories

188 - 194



Mini Panels

195 - 224

LED PAR Bulbs 225



AR111

226 - 228



Accessories

229



PAR 38

230



Accessories

232

LED Tubes 233



LED Tubes

234 - 240



Fixtures With LED

241 - 247



Batten Fittings

248



LED Waterproof Fittings

249 - 254

LED HighBays

255



UFO Highbays

256 - 268



Linear Highbays

269 - 272

LED Street Lights

273



LED Street Lights

274 - 277



LED Street Lights

278 - 282


LED Strip Lights

283



Strip Lights

284 - 295



Aluminum Profiles

296 - 300



SMD LED Modules

301 - 302




Power Supplies

203 - 308

LED Track Lights

309



Linear Lights

310 - 312



Track Lights

313 - 332

LED Downlights

333



LED Downlights

334 - 340



Step Lights

341 - 348

LED Dome Lights

349



Dome Light-bulkhead

350 - 368

LED Emergency Lights

369



Exit Lights

370 - 372



Bulkhead Lights

373 - 374

LED Motion Sensor 375



Infrared Sensors

376 - 386

LED Table Lamps 387



Desk Lamp

388 - 397



Floor Lamp

398 - 400

LED Innovative Lights 401



Solar Lights

402 - 405



Smart Switches

406 - 408

LED Outdoor 409



Outdoor Fixtures

410 - 414

Garden Lamps 415



Wall Lamps

416 - 424



Ceiling and Stand Lamp

425 - 430

Wall Lights 433



LED Wall Lamps

434 - 462

Display Screen 463



Outdoor / Indoor Display Screen

464 - 466

LED / Decorative Pendants 467



Pendants

468 - 531



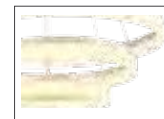
Holders

532 - 540



Designer Sleek

541 - 552



Chandeliers

553 - 562



INNOVATIVE LED LIGHTING



Introducing the new range of V-TAC's LED Products.
Built using Samsung LED Chips.



provided by
SAMSUNG

NEW



A58 - E27 Bulb

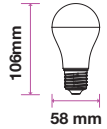
9W VT-209

- 156 - 3000K Warm White
- 157 - 4000K Day White
- 158 - 6400K White

EAN Code

- 3800157627696
- 3800157627702
- 3800157627719

BOX QTY.
100



EQ. Watts:	55W	PF:	>0.5
Voltage/Frequency:	AC:220-240V,50Hz	Beam Angle:	200°
Luminous Flux:	725lm	Base:	E27
Commercial Type:	A58	Body Type:	Thermoplastic
LED Type:	SAMSUNG Chip	Dimension:	58mm x 106mm
CRI:	>80	Life span:	30,000 Hours

NEW



A58 - E27 Bulb

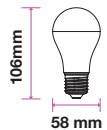
11W VT-211

- 177 - 3000K Warm White
- 178 - 4000K Day White
- 179 - 6400K White

EAN Code

- 3800157627900
- 3800157627917
- 3800157627924

BOX QTY.
100



EQ. Watts:	70W	PF:	>0.5
Voltage/Frequency:	AC:220-240V,50Hz	Beam Angle:	200°
Luminous Flux:	975lm	Base:	E27
Commercial Type:	A58	Body Type:	Thermoplastic
LED Type:	SAMSUNG Chip	Dimension:	58mm x 106mm
CRI:	>80	Life span:	30,000 Hours

NEW



A65 - E27 Bulb

15W VT-215

- 159 - 3000K Warm White
- 160 - 4000K Day White
- 161 - 6400K White

EAN Code

- 3800157627726
- 3800157627733
- 3800157627740

BOX QTY. **100**



EQ. Watts:	85W	PF:	>0.5
Voltage/Frequency:	AC:220-240V,50Hz	Beam Angle:	200°
Luminous Flux:	1250lm	Base:	E27
Commercial Type:	A65	Body Type:	Thermoplastic
LED Type:	SAMSUNG Chip	Dimension:	66.5mm x 134mm
CRI:	>80	Life span:	30,000 Hours

NEW



A65 - E27 Bulb

17W VT-217

- 162 - 3000K Warm White
- 163 - 4000K Day White
- 164 - 6400K White

EAN Code

- 3800157627757
- 3800157627764
- 3800157627771

BOX QTY. **100**



EQ. Watts:	100W	PF:	>0.5
Voltage/Frequency:	AC:220-240V,50Hz	Beam Angle:	200°
Luminous Flux:	1521lm	Base:	E27
Commercial Type:	A65	Body Type:	Thermoplastic
LED Type:	SAMSUNG Chip	Dimension:	66.5 mm x 134mm
CRI:	>80	Life span:	30,000 Hours

NEW



P45 - E14 Bulb

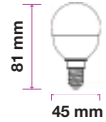
5.5W VT-236

- 168 - 3000K Warm White
- 169 - 4000K Day White
- 170 - 6400K White

EAN Code

- 3800157627818
- 3800157627825
- 3800157627832

BOX QTY.
200



EQ. Watts:	40W	PF:	>0.5
Voltage/Frequency:	AC: 220-240V,50Hz	Beam Angle:	180°
Luminous Flux:	470lm	Base:	E14
Commercial Type:	P45	Body Type:	Thermoplastic
LED Type:	SAMSUNG Chip	Dimension:	45mm x 81mm
CRI:	>80	Life span:	30,000 Hours

NEW



G45 - E27 Bulb

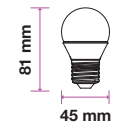
5.5W VT-246

- 174 - 3000K Warm White
- 175 - 4000K Day White
- 176 - 6400K White

EAN Code

- 3800157627870
- 3800157627887
- 3800157627894

BOX QTY.
200



EQ. Watts:	40W	PF:	>0.4
Voltage/Frequency:	AC: 220-240V,50Hz	Beam Angle:	180°
Luminous Flux:	470lm	Base:	E27
Commercial Type:	G45	Body Type:	Thermoplastic
LED Type:	SAMSUNG Chip	Dimension:	45mm x 81mm
CRI:	>80	Life span:	30,000 Hours

NEW



Candle - E14 Bulb

5.5W VT-226

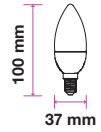
- 171 - 3000K Warm White
- 172 - 4000K Day White
- 173 - 6400K White

EAN Code

- 3800157627849
- 3800157627856
- 3800157627863

BOX QTY.

200



EQ. Watts:	40W	PF:	>0.5
Voltage/Frequency:	AC: 220-240V,50Hz	Beam Angle:	200°
Luminous Flux:	470lm	Base:	E14
Commercial Type:	Candle	Body Type:	Thermoplastic
LED Type:	SAMSUNG Chip	Dimension:	37mm x 100mm
CRI:	>80	Life span:	30,000 Hours



T37 - E27 Bulb

8W VT-237

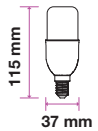
- 144 - 3000K Warm White
- 145 - 4000K Day White
- 146 - 6400K White

EAN Code

- 3800157627573
- 3800157627580
- 3800157627597

BOX QTY.

200



EQ. Watts:	55W	PF:	>0.5
Voltage/Frequency:	AC:220-240V,50Hz	Beam Angle:	230°
Luminous Flux:	725lm	Base:	E27
Commercial Type:	T37	Body Type:	Thermoplastic
LED Type:	SAMSUNG Chip	Dimension:	37mm x 115mm
CRI:	>80	Life span:	30,000 Hours

NEW



GU 10 with Lens

6.5W VT-277

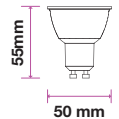
- 165 - 3000K Warm White
- 166 - 4000K Day White
- 167 - 6400K White

EAN Code

- 3800157627788
- 3800157627795
- 3800157627801

BOX QTY.

200



EQ. Watts:	60W	PF:	>0.5
Voltage/Frequency:	AC:220-240V,50Hz	Beam Angle:	38°
Luminous Flux:	480lm	Base:	GU10
LED Type:	SMD	Body Type:	Plastic
CRI:	>80	Dimension:	50mm x 55mm
		Life span:	30,000 Hours

NEW



R50 - E14 Bulb

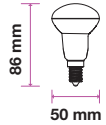
6W VT-250

- 138 - 3000K Warm White
- 139 - 4000K Day White
- 140 - 6400K White

EAN Code

- 3800157627511
- 3800157627528
- 3800157627535

BOX QTY. **200**



EQ. Watts:	40W	PF:	>0.5
Voltage/Frequency:	AC: 220-240V,50Hz	Beam Angle:	120°
Luminous Flux:	470lm	Base:	E14
Commercial Type:	R50	Body Type:	Thermoplastic
LED Type:	SAMSUNG Chip	Dimension:	50mm x 86mm
CRI:	>80	Life span:	30,000 Hours

NEW



R63 - E27 Bulb

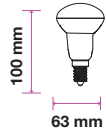
8W VT-263

- 141 - 3000K Warm White
- 142 - 4000K Day White
- 143 - 6400K White

EAN Code

- 3800157627542
- 3800157627559
- 3800157627566

BOX QTY. **200**



EQ. Watts:	60W	PF:	>0.5
Voltage/Frequency:	AC: 220-240V,50Hz	Beam Angle:	120°
Luminous Flux:	570lm	Base:	E27
Commercial Type:	R63	Body Type:	Thermoplastic
LED Type:	SAMSUNG Chip	Dimension:	63mm x 100mm
CRI:	>80	Life span:	30,000 Hours

NEW



R80 - E27 Bulb

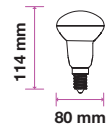
10W VT-280

- 135 - 3000K Warm White
- 136 - 4000K Day White
- 137 - 6400K White

EAN Code

- 3800157627481
- 3800157627498
- 3800157627504

BOX QTY. **100**



EQ. Watts:	75W	PF:	>0.5
Voltage/Frequency:	AC:220-240V, 50Hz	Beam Angle:	120°
Luminous Flux:	800lm	Base:	E27
Commercial Type:	R80	Body Type:	Thermoplastic
LED Type:	SAMSUNG Chip	Dimension:	80mm x 114mm
CRI:	>80	Life span:	30,000 Hours

NEW



PAR 20 - E27 Bulb

7W VT-220

- 147 - 3000K Warm White
- 148 - 4000K Day White
- 149 - 6400K White

EAN Code

- 3800157627603
- 3800157627610
- 3800157627627

BOX QTY. **100**



EQ. Watts:	65W	PF:	>0.5
Voltage/Frequency:	AC: 220-240V,50Hz	Beam Angle:	40°
Luminous Flux:	495lm	Base:	E27
Commercial Type :	PAR 20	Body Type:	Thermoplastic
LED Type:	SAMSUNG Chip	Dimension:	63.5mm x 83mm
CRI:	>80	Life span:	30,000 Hours

NEW



PAR 30 - E27 Bulb

11W VT-230

- 153 - 3000K Warm White
- 154 - 4000K Day White
- 155 - 6400K White

EAN Code

- 3800157627665
- 3800157627672
- 3800157627689

BOX QTY. **30**



EQ. Watts:	95W	PF:	>0.5
Voltage/Frequency:	AC: 220-240V,50Hz	Beam Angle:	40°
Luminous Flux:	825lm	Base:	E27
Commercial Type :	PAR 30	Body Type:	Thermoplastic
LED Type:	SAMSUNG Chip	Dimension:	95mm x 117mm
CRI:	>80	Life span:	30,000 Hours

NEW



PAR 38 - E27 Bulb

14W VT-238

- 150 - 3000K Warm White
- 151 - 4000K Day White
- 152 - 6400K White

EAN Code

- 3800157627634
- 3800157627641
- 3800157627658

BOX QTY. **30**



EQ. Watts:	120W	PF:	>0.5
Voltage/Frequency:	AC: 220-240V,50Hz	Beam Angle:	40°
Luminous Flux:	1100lm	Base:	E27
Commercial Type :	PAR 38	Body Type:	Thermoplastic
LED Type:	SAMSUNG Chip	Dimension:	120mm x 132mm
CRI:	>80	Life span:	30,000 Hours



NEW

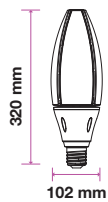
E40 Bulb - Olive Bulb

100W VT-299

EAN Code



187 - 4000K Day White
188 - 6400K White

3800157629461
3800157629478

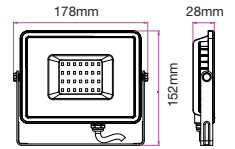


Voltage/Frequency:	AC:175-265V,50Hz	PF:	>0.9
Luminous Flux:	8000lm	Beam Angle:	300°
Commercial Type :	Olive Shape	Base:	E40
LED Type:	SAMSUNG Chip	Body Type:	Aluminum
CRI:	>80	Dimension:	102mm x 320mm
		Life span:	25,000 Hours

LUMINOUS INTENSITY DISTRIBUTION DIAGRAM



Note: The curves indicate the illuminated area and the average illumination when the luminaire is at different distances.



30W VT-30

- 403 - 3000K Warm White
- 404 - 4000K Day White
- 405 - 6400K White


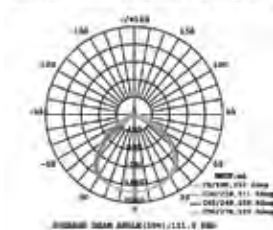
EAN Code

- 3800157629201
- 3800157629058
- 3800157629065

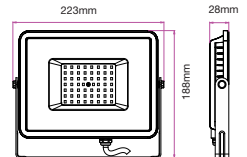
BOX QTY. **10**

Voltage/Frequency:	AC:220-240V/50Hz	Color of Fixture:	White
Luminous Flux:	2400lm	Body Type:	Die casting Aluminium
CRI:	>80	IP Rating:	IP65
PF:	>0.9	Dimension:	178 x 152 x 28mm
Beam Angle:	100°	Life span:	30,000 Hours

LUMINOUS INTENSITY DISTRIBUTION DIAGRAM



Note: The curves indicate the illuminated area and the average illumination when the luminaire is at different distances.



50W VT-50

- 409 - 3000K Warm White
- 410 - 4000K Day White
- 411 - 6400K White

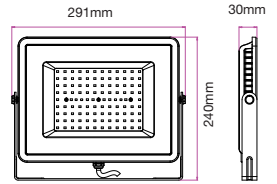
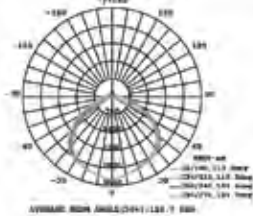
EAN Code

- 3800157629225
- 3800157629096
- 3800157629102

BOX QTY. **10**

Voltage/Frequency:	AC:220-240V/50Hz	Color of Fixture:	White
Luminous Flux:	4000lm	Body Type:	Die casting Aluminium
CRI:	>80	IP Rating:	IP65
PF:	>0.9	Dimension:	223 x 188 x 28mm
Beam Angle:	100°	Life span:	30,000 Hours

LUMINOUS INTENSITY DISTRIBUTION DIAGRAM



100W VT-100


EAN Code

- 415 - 3000K Warm White
- 416 - 4000K Day White
- 417 - 6400K White

- 3800157629249
- 3800157629133
- 3800157629140

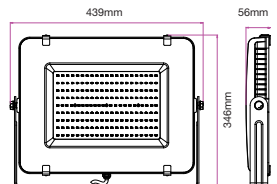
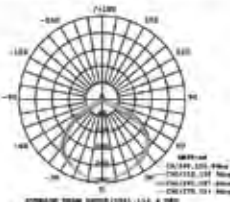
BOX QTY. **04**

Voltage/Frequency:	AC:220-240V/50Hz	Color of Fixture:	White
Luminous Flux:	8000lm	Body Type:	Die casting Aluminium
CRI:	>80	IP Rating:	IP65
PF:	>0.9	Dimension:	291 x 240 x 30mm
Beam Angle:	100°	Life span:	30,000 Hours



Note: The curves indicate the illuminated area and the average illumination when the luminaire is at a distance of 10m.

LUMINOUS INTENSITY DISTRIBUTION DIAGRAM



200W VT-200


EAN Code

- 420 - 4000K Day White
- 421 - 6400K White

- 3800157629171
- 3800157629188


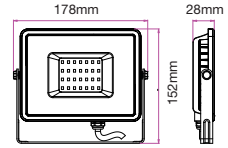

BOX QTY. **02**

Voltage/Frequency:	AC:200-240V/50Hz	Color of Fixture:	White
Luminous Flux:	16000lm	Body Type:	Die casting Aluminium
CRI:	>80	IP Rating:	IP65
PF:	>0.9	Dimension:	439 x 346 x 56mm
Beam Angle:	100°	Life span:	30,000 Hours



Note: The curves indicate the illuminated area and the average illumination when the luminaire is at a distance of 10m.

LUMINOUS INTENSITY DISTRIBUTION DIAGRAM



Note: The curves indicate the illuminated area and the average illumination when the luminaire is at different distances.

30W VT-30

- 400 - 3000K Warm White
- 401 - 4000K Day White
- 402 - 6400K White


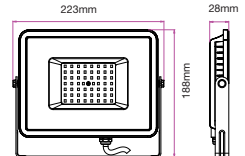

EAN Code

- 3800157629195
- 3800157629034
- 3800157629041

BOX QTY. **10**

Voltage/Frequency:	AC:220-240V/50Hz	Color of Fixture:	Black with grey glass
Luminous Flux:	2400lm	Body Type:	Die casting Aluminium
CRI:	>80	IP Rating:	IP65
PF:	>0.9	Dimension:	178 x 152 x 28mm
Beam Angle:	100°	Life span:	30,000 Hours

LUMINOUS INTENSITY DISTRIBUTION DIAGRAM



Note: The curves indicate the illuminated area and the average illumination when the luminaire is at different distances.

50W VT-50

- 406 - 3000K Warm White
- 407 - 4000K Day White
- 408 - 6400K White


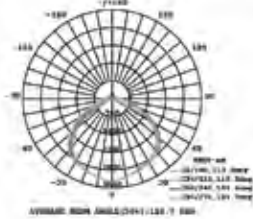
EAN Code

- 3800157629218
- 3800157629072
- 3800157629089

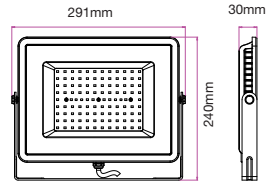
BOX QTY. **10**

Voltage/Frequency:	AC:220-240V/50Hz	Color of Fixture:	Black with grey glass
Luminous Flux:	4000lm	Body Type:	Die casting Aluminium
CRI:	>80	IP Rating:	IP65
PF:	>0.9	Dimension:	223 x 188 x 28mm
Beam Angle:	100°	Life span:	30,000 Hours

LUMINOUS INTENSITY DISTRIBUTION DIAGRAM



Note: The curves indicate the illuminated area and the average illumination when the luminaires is at different distance.



100W VT-100

- 412 - 3000K Warm White
- 413 - 4000K Day White
- 414 - 6400K White


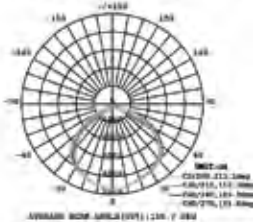
EAN Code

- 3800157629232
- 3800157629119
- 3800157629126

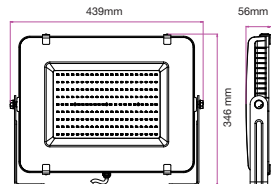
BOX QTY. **04**

Voltage/Frequency:	AC:220-240V/50Hz	Color of Fixture:	Black with grey glass
Luminous Flux:	8000lm	Body Type:	Die casting Aluminium
CRI:	>80	IP Rating:	IP65
PF:	>0.9	Dimension:	291 x 240 x 30mm
Beam Angle:	100°	Life span:	30,000 Hours

LUMINOUS INTENSITY DISTRIBUTION DIAGRAM



Note: The curves indicate the illuminated area and the average illumination when the luminaires is at different distance.



200W VT-200

- 418 - 4000K Day White
- 419 - 6400K White

EAN Code


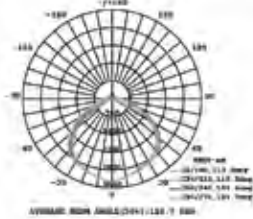
- 3800157629157
- 3800157629164

BOX QTY. **02**

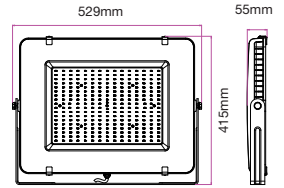
Voltage/Frequency:	AC:200-240V/50Hz	Color of Fixture:	Black with grey glass
Luminous Flux:	16000lm	Body Type:	Die casting Aluminium
CRI:	>80	IP Rating:	IP65
PF:	>0.9	Dimension:	439 x 346 x 56mm
Beam Angle:	100°	Life span:	30,000 Hours

LED Floodlight & LED Low Bay

LUMINOUS INTENSITY DISTRIBUTION DIAGRAM



Note: The curves indicate the illuminated area and the average illumination when the luminaire is at different distances.



300W VT-300

422 - 4000K Day White
423 - 6400K White

EAN Code

3800157629225
3800157629232

BOX QTY.
02

Voltage/Frequency:	AC:220-240V/50Hz	Color of Fixture:	Black with grey glass
Luminous Flux:	24000lm	Body Type:	Die casting Aluminium
CRI:	>80	IP Rating:	IP65
PF:	>0.9	Dimension:	529 x 415 x 55mm
Beam Angle:	100°	Life span:	30,000 Hours



E40
HOLDER

LED Low Bay

85W VT-85

520 - 4000K Day White
521 - 6400K White

BOX QTY.
04

A+

EAN Code

3800157629249
3800157629256

Voltage/Frequency:	AC: 220-240V, 50Hz	Beam Angle:	110°
Luminous Flux:	6800lm	Body Type:	Plastic
LED Type:	SMD	IP Rating:	IP20
CRI:	>80	Dimension:	ø260 x 307
PF:	0.9	Life span:	30,000 Hours

LED Bulbs Blister Packing

With a focus on the ever-evolving demands, we are engaged in supplying a wide range of LED Bulb Blister Packs.



NEW



P45 - E14 Bulb

5.5W VT-2146

7355 - 2700K Warm White
7356 - 4000K Day White

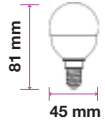
EAN Code

3800157628136
3800157628143

BOX QTY.

50

A+



EQ. Watts:	40W	PF:	>0.5
Voltage/Frequency:	AC: 220-240V,50Hz	Beam Angle:	180°
Luminous Flux:	470lm	Base:	E14
Commercial Type:	P45	Body Type:	Thermoplastic
LED Type:	SMD	Dimension:	45mm x 81mm
CRI:	>80		

NEW



G45 - E27 Bulb

5.5W VT-2166

7360 - 2700K Warm White
7361 - 4000K Day White

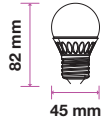
EAN Code

3800157628181
3800157628198

BOX QTY.

50

A+



EQ. Watts:	40W	PF:	>0.4
Voltage/Frequency:	AC: 220-240V,50Hz	Beam Angle:	180°
Luminous Flux:	470lm	Base:	E27
Commercial Type:	G45	Body Type:	Thermoplastic
LED Type:	SMD	Dimension:	45mm x 82mm
CRI:	>80		

NEW



Candle - E14 bulb

5.5W VT-2106

7291 - 2700K Warm White
7292 - 4000K Day White
7293 - 6400K White

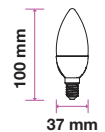
EAN Code

3800157623810
3800157623827
3800157623834

BOX QTY.

50

A+



EQ. Watts:	40W	PF:	>0.5
Voltage/Frequency:	AC:220-240V,50Hz	Beam Angle:	200°
Luminous Flux:	470lm	Base:	E14
Commercial Type:	Candle	Body Type:	Thermoplastic
LED Type:	SMD	Dimension:	37mm x 100mm
CRI:	>80		

NEW



RGB Bulb Blister Pack

6W VT-2022

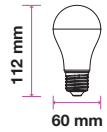
- 7324 RGB + 2700K Warm White
- 7325 RGB + 4000K Day White
- 7326 RGB + 6400K White

EAN Code

- 3800157624602
- 3800157624619
- 3800157624626

BOX QTY.

40



EQ. Watts:	40W	PF:	>0.5
Voltage/Frequency:	AC: 220-240V, 50Hz	Beam Angle:	200°
Luminous Flux:	470lm	Base:	E27
Commercial Type:	A60	Body Type:	Thermoplastic
LED Type:	SMD	Dimension:	60mm x 112mm
CRI:	>80		

NEW



A60 - E27 Bulb

9W VT-2139

- 7294 - 2700K Warm White
- 7295 - 4000K Day White
- 7296 - 6400K White

EAN Code

- 3800157623841
- 3800157623858
- 3800157623865

BOX QTY.

25



EQ. Watts:	60W	PF:	>0.5
Voltage/Frequency:	AC:220-240V,50Hz	Beam Angle:	200°
Luminous Flux:	806lm	Base:	E27
Commercial Type:	A60	Body Type:	Thermoplastic
LED Type:	SMD	Dimension:	60mm x 112 mm
CRI:	>80		

NEW



A60 - E27 Bulb

11W VT-2111

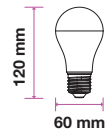
- 7297 - 2700K Warm White
- 7298 - 4000K Day White
- 7299 - 6400K White

EAN Code

- 3800157623872
- 3800157623889
- 3800157623896

BOX QTY.

25



EQ. Watts:	75W	PF:	>0.5
Voltage/Frequency:	AC:220-240V,50Hz	Beam Angle:	200°
Luminous Flux:	1055lm	Base:	E27
Commercial Type:	A60	Body Type:	Thermoplastic
LED Type:	SMD	Dimension:	60mm x 120mm
CRI:	>80		

NEW



A60 With Sensor Light

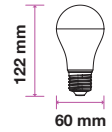
9W VT-2109

7285 - 2700K Warm White
7286 - 4000K Day White
7287 - 6400K White

EAN Code

3800157623759
3800157623766
3800157623773

BOX QTY.
25



EQ. Watts:	60W	PF:	>0.5
Voltage/Frequency:	AC:220-240V,50Hz	Beam Angle:	200°
Luminous Flux:	806lm	Base:	E27
Commercial Type:	A60	Body Type:	Thermoplastic
LED Type:	SMD	Dimension:	60mm x 122 mm
CRI:	>80		

NEW



A60 - 3 Step Dimming

9W VT-2129

7288 - 2700K Warm White
7289 - 4000K Day White
7290 - 6400K White

EAN Code

3800157623780
3800157623797
3800157623803



BOX QTY.
25



EQ. Watts:	60W	PF:	>0.5
Voltage/Frequency:	AC:220-240V,50Hz	Beam Angle:	200°
Luminous Flux:	806lm	Base:	E27
Commercial Type:	A60	Body Type:	Thermoplastic
LED Type:	SMD	Dimension:	60mm x 112 mm
CRI:	>80		

NEW



A60 -Color Changing E27 Bulb

9W VT-2149

7309 - 3 IN 1 -Blister Pack

EAN Code

3800157623995

BOX QTY.
25



EQ. Watts:	60W	PF:	>0.5
Voltage/Frequency:	AC:220-240V,50Hz	Beam Angle:	200°
Luminous Flux:	806lm	Base:	E27
Commercial Type:	A60	Body Type:	Thermoplastic
LED Type:	SMD	Dimension:	60mm x 112 mm
CRI:	>80		

NEW



A65 - E27 Bulb

15W VT-2117

- 7300 - 2700K Warm White
- 7301 - 4000K Day White
- 7302 - 6400K White

EAN Code

- 3800157623902
- 3800157623919
- 3800157623926

BOX QTY.
25



EQ. Watts:	100W	PF:	>0.5
Voltage/Frequency:	AC:220-240V,50Hz	Beam Angle:	200°
Luminous Flux:	1500lm	Base:	E27
Commercial Type:	A65	Body Type:	Thermoplastic
LED Type:	SMD	Dimension:	66.5 mm x 134mm
CRI:	>80		

NEW



**G45 - E27
Cross Filament Clear Glass**

4W VT-2194

7367 - 2700K Warm White

EAN Code

3800157628587

BOX QTY.
50



EQ. Watts:	40W	PF:	>0.4
Voltage/Frequency:	AC: 220-240V, 50Hz	Beam Angle:	300°
Luminous Flux:	400lm	Base:	E27
Commercial Type:	G45	Body Type:	Glass
LED Type:	Filament	Dimension:	45mm x 75mm
CRI:	>80		

NEW



**P45 - E14
Cross Filament Clear Glass**

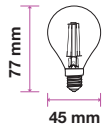
4W VT-2184

7366 - 2700K Warm White

EAN Code

3800157628570

BOX QTY.
50



EQ. Watts:	40W	PF:	>0.4
Voltage/Frequency:	AC: 220-240V, 50Hz	Beam Angle:	300°
Luminous Flux:	400lm	Base:	E14
Commercial Type:	P45	Body Type:	Glass
LED Type:	Filament	Dimension:	45mm x 77mm
CRI:	>80		

NEW



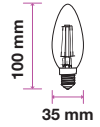
Blister Pack Candle E14 Clear Glass

4W VT-2174
7365 - 2700K Warm White

EAN Code
 3800157628563

BOX QTY.
50

A+



EQ. Watts:	40W	PF:	>0.4
Voltage/Frequency:	AC: 220-240V, 50Hz	Beam Angle:	300°
Luminous Flux:	400lm	Base:	E14
Commercial Type:	Candle	Body Type:	Glass
LED Type:	Filament	Dimension:	35mm x 100mm
CRI:	>80		

NEW



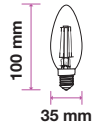
Dimmable Candle - E14 Cross Filament Clear Glass

4W VT-2134D
7284 - 2700K Warm White

EAN Code
 3800157623742

BOX QTY.
50

A+



EQ. Watts:	30W	Dimmable:	Yes
Voltage/Frequency:	AC: 220-240V, 50Hz	PF:	>0.5
Luminous Flux:	350lm	Beam Angle:	300°
Commercial Type:	Candle	Base:	E14
LED Type:	Filament	Body Type:	Glass
CRI:	>80	Dimension:	35mm x 100mm

NEW



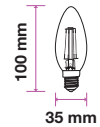
Candle - E14 Cross Filament Clear Glass

4W VT-2104
7282 - 2700K Warm White

EAN Code
 3800157623728

BOX QTY.
50

A+



EQ. Watts:	40W	PF:	>0.4
Voltage/Frequency:	AC: 220-240V, 50Hz	Beam Angle:	300°
Luminous Flux:	400lm	Base:	E14
Commercial Type:	Candle	Body Type:	Glass
LED Type:	Filament	Dimension:	35mm x 100mm
CRI:	>80		

NEW



A60 - E27
Cross Filament Clear Glass

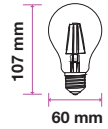
4W VT-2114

EAN Code

7283 - 2700K Warm White

3800157623735

BOX QTY.
25



EQ. Watts:	40W	PF:	>0.4
Voltage/Frequency:	AC: 220-240V, 50Hz	Beam Angle:	300°
Luminous Flux:	400lm	Base:	E27
Commercial Type:	A60	Body Type:	Glass
LED Type:	Filament	Dimension:	60mm x 107mm
CRI:	>80		

NEW



A60 - E27 Clear Glass

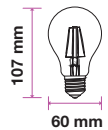
6W VT-2186

EAN Code

7368 - 2700K Warm White

3800157628594

BOX QTY.
20



EQ. Watts:	55W	PF:	>0.5
Voltage/Frequency:	AC: 220-240V, 50Hz	Beam Angle:	300°
Luminous Flux:	660lm	Base:	E27
Commercial Type:	A60	Body Type:	Glass
LED Type:	Filament	Dimension:	60mm x 107mm
CRI:	>80		

NEW



G9 Spotlight -Blister Pack

2W VT-2102

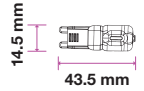
EAN Code

7340 - 3000K Warm White

3800157625630

BOX QTY.

200



EQ. Watts:	20W	PF:	>0.4
Voltage/Frequency:	AC: 200-240V,50/60Hz	Beam Angle:	230°
Luminous Flux:	230lm	Base:	G9
LED Type:	COB	Body Type:	Glass
CRI:	>80	Dimension:	14.5mm x 43.5mm

NEW



LED Spotlight- GU10

6W VT-2107

EAN Code

7303 - 3000K Warm White

3800157623933

7304 - 4000K Day White

3800157623940

7305 - 6400K White

3800157623957

BOX QTY.

50



EQ. Watts:	40W	PF:	>0.5
Voltage/Frequency:	AC:220-240V,50Hz	Beam Angle:	110°
Luminous Flux:	500lm	Base:	GU10
LED Type:	SMD	Body Type:	Plastic
CRI:	>80	Dimension:	50mm x 57mm

NEW



Dimmable Spotlight- GU10

6.5W VT-2108D

EAN Code

7306 - 3000K Warm White

3800157623964

7307 - 4000K Day White

3800157623971

7308 - 6400K White

3800157623988

BOX QTY.

50



EQ. Watts:	40W	Dimmable:	Yes
Voltage/Frequency:	AC:220-240V,50Hz	PF:	>0.5
Luminous Flux:	450lm	Beam Angle:	38°
LED Type:	SMD	Base:	GU10
CRI:	>80	Body Type:	Plastic
		Dimension:	50mm x 57mm



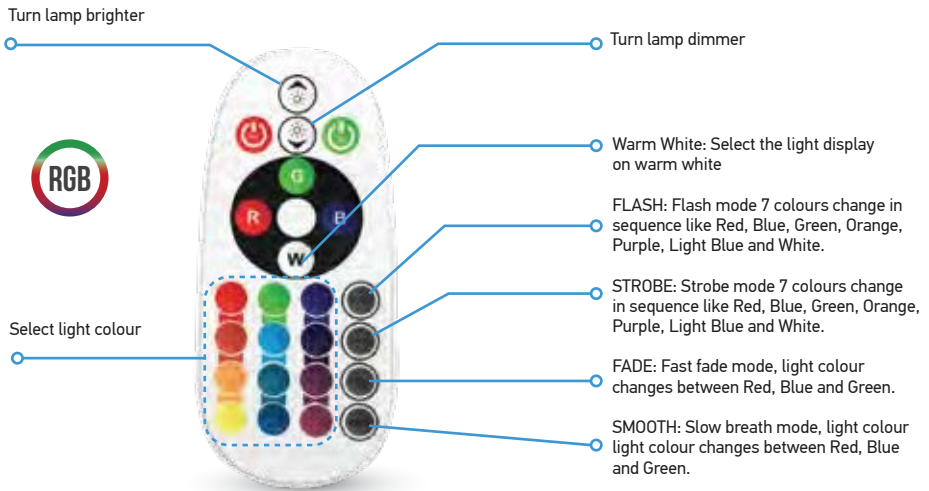


LED Thermoplastic Bulbs

- Lasts 20 times longer than Standard Bulbs
- Broad Range of holders like E27, E14, B22, B15,G24 and R7S
- Uses 80% less energy than Standard Bulbs
- Excellent Heat Radiation Efficiency
- Customized exterior for stronger body
- High Power LED Chips
- Non - Flickering
- Dimmable & Non Dimmable options

Applications

Perfect choice for Hotels, Bars, Commercial & Residential Lighting and Exhibition Stands



Under these 4 modes you can choose the Brighter / Dimmer key on the controller to make the speed faster / slower.

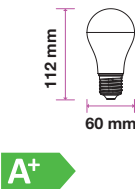
RGB Bulb

6W VT-2022

- 7121 RGB + 2700K Warm White
- 7150 RGB + 4000K Day White
- 7151 RGB + 6400K White

BOX QTY. **100**

EAN Code
 3800157609975
 3800157610711
 3800157610728



EQ. Watts:	40W	PF:	>0.5
Voltage/Frequency:	AC: 220-240V,50Hz	Beam Angle:	200°
Luminous Flux:	470lm	Base:	E27
Commercial Type:	A60	Body Type:	Thermoplastic
LED Type:	SMD	Dimension:	60mm x 112mm
CRI:	>80		

A60 With Sensor Light

Our smart sensor bulbs are built in with photocells with transmits Signal to light source as per lumen conditions smartly and saves power by going onto Light mode, enabling you to save power and reduce consumption of power when not required.



9W VT-2016

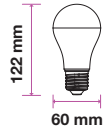
4459 - 2700K Warm White
4460 - 4500K Day White
4461 - 6000K White

EAN Code

3800157608237
3800157608244
3800157608251

BOX QTY.
100

A+



EQ. Watts:	60W	PF:	>0.5
Voltage/Frequency:	AC:220-240V,50Hz	Beam Angle:	200°
Luminous Flux:	806lm	Base:	E27
Commercial Type:	A60	Body Type:	Thermoplastic
LED Type:	SMD	Dimension:	60mm x 122 mm
CRI:	>80		

DC24V

Ideal Use for marine, solar/wind systems, fishing, motor home/RV, buses, vehicles systems, etc.



9W VT-2059

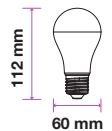
7224 - 6400K White

EAN Code

3800157617543

BOX QTY.
100

A+



EQ. Watts:	55W	PF:	>0.5
Voltage/Frequency:	DC:24V	Beam Angle:	200°
Luminous Flux:	720lm-At 100% ON	Base:	E27
Commercial Type:	A60	Body Type:	Thermoplastic
LED Type:	SMD	Dimension:	60mm x 112 mm
CRI:	>80		

A60 3-Step Dimming | Smart Dimming Technology Without A Dimmer!

At the click of button, change the lighting Power from 100% to 50% and if need to Reduce more click again to go to 15%.




9W VT-2011

- 4447 - 2700K Warm White
- 4448 - 4000K Day White
- 4449 - 6400K White

EAN Code

- 3800157607988
- 3800157607995
- 3800157608008

BOX QTY. **100**



EQ. Watts:	60W	PF:	>0.5
Voltage/Frequency:	AC:220-240V,50Hz	Beam Angle:	200°
Luminous Flux:	806lm	Base:	E27
Commercial Type:	A60	Body Type:	Thermoplastic
LED Type:	SMD	Dimension:	60mm x 112 mm
CRI:	>80		

NEW

HOW IT WORKS

1. Switch the light on for cool white.
2. Turn the Switch off and on again for warm white.
3. Turn the Switch off and on again for day white.
4. Switch between these to select your ideal colour.



A60 -Color Changing E27 Bulb

9W VT-2119

7317 -3 IN 1 - Single Pack

EAN Code

3800157624497

BOX QTY. **100**



EQ. Watts:	60W	PF:	>0.5
Voltage/Frequency:	AC:220-240V,50Hz	Beam Angle:	200°
Luminous Flux:	806lm	Base:	E27
Commercial Type:	A60	Body Type:	Thermoplastic
LED Type:	SMD	Dimension:	60mm x 112 mm
CRI:	>80		



270
LUMENS

Red

30W
EQUIVALENT

SKU Code 7341 - RED
EAN Code 3800157626033



570
LUMENS

Yellow

50W
EQUIVALENT

SKU Code 7342 - YELLOW
EAN Code 3800157626040



310
LUMENS

Green

30W
EQUIVALENT

SKU Code 7343 - GREEN
EAN Code 3800157626057



120
LUMENS

Blue

15W
EQUIVALENT

SKU Code 7344 - BLUE
EAN Code 3800157626064

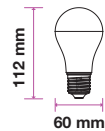
NEW

A60 -Color E27 Bulb

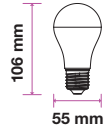
9W VT-2000

BOX QTY.
100

Voltage/Frequency:	AC:220-240V,50Hz	Beam Angle:	200°
Commercial Type:	A60	Base:	E27
LED Type:	SMD	Body Type:	Thermoplastic
CRI:	>80	Dimension:	60mm x 112 mm
PF:	>0.5		



3 PIECES
PACK



A55 - E27 Bulb

5W VT-2055



- 7266 - 2700K Warm White
- 7267 - 4000K Day White
- 7268 - 6400K White

EAN Code

- 3800157622981
- 3800157622998
- 3800157623001



EQ. Watts:	35W	PF:	>0.5
Voltage/Frequency:	AC: 220-240V,50Hz	Beam Angle:	200°
Luminous Flux:	420lm	Base:	E27
Commercial Type:	A55	Body Type:	Thermoplastic
LED Type:	SMD	Dimension:	55mm x 106mm
CRI:	>80		

3 PIECES
PACK



A60 - B22 Bulb

9W VT-2069



- 7246 - 2700K Warm White

EAN Code

- 3800157620192



EQ. Watts:	60W	PF:	>0.5
Voltage/Frequency:	AC:220-240V,50Hz	Beam Angle:	200°
Luminous Flux:	806lm	Base:	B22
Commercial Type:	A60	Body Type:	Thermoplastic
LED Type:	SMD	Dimension:	60mm x 112mm
CRI:	>80		

NEW

3 PIECES
PACK



A60 - E27 Bulb

9W VT-1900



7240 - 2700K Warm White

7241 - 4000K Day White

7242 - 6400K White

EAN Code

3800157620130

3800157620147

3800157620154



EQ. Watts:	60W	PF:	>0.5
Voltage/Frequency:	AC:220-240V,50Hz	Beam Angle:	200°
Luminous Flux:	806lm	Base:	E27
Commercial Type:	A60	Body Type:	Thermoplastic
LED Type:	SMD	Dimension:	60mm x 112mm
CRI:	>80		

NEW

3 PIECES
PACK



A60 - E27 Bulb

11W VT-2113



7352 - 2700K Warm White

7353 - 4000K Day White

7354 - 6400K White

EAN Code

3800157627412

3800157627429

3800157627436



EQ. Watts:	75W	PF:	>0.5
Voltage/Frequency:	AC:220-240V,50Hz	Beam Angle:	200°
Luminous Flux:	1055lm	Base:	E27
Commercial Type:	A60	Body Type:	Thermoplastic
LED Type:	SMD	Dimension:	60mm x 120mm
CRI:	>80		

NEW



A60 - E27 Bulb

9W VT-2099

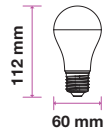
7260 - 2700K Warm White
7261 - 4000K Day White
7262 - 6400K White

EAN Code

3800157622110
3800157622127
3800157622134

BOX QTY.
100

A+



EQ. Watts:	60W	PF:	>0.5
Voltage/Frequency:	AC:220-240V,50Hz	Beam Angle:	200°
Luminous Flux:	806lm	Base:	E27
Commercial Type:	A60	Body Type:	Thermoplastic
LED Type:	SMD	Dimension:	60mm x 112 mm
CRI:	>80		



A60 - E27 Bulb

10W VT-1853

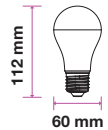
4209 - 2700K Warm White
4226 - 4000K Day White
4227 - 6400K White

EAN Code

3800230623591
3800230626271
3800230626288

BOX QTY.
100

A+



EQ. Watts:	60W	PF:	>0.5
Voltage/Frequency:	AC: 220-240V,50Hz	Beam Angle:	200°
Luminous Flux:	806lm	Base:	E27
Commercial Type:	A60	Body Type:	Thermoplastic
LED Type:	SMD	Dimension:	60mm x 112mm
CRI:	>80		

NEW



A60 - E27 Bulb

11W VT-2112

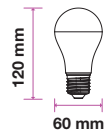
7350 - 2700K Warm White
7349 - 4000K Day White
7351 - 6400K White

EAN Code

3800157627399
3800157627320
3800157627405

BOX QTY.
100

A+



EQ. Watts:	75W	PF:	>0.5
Voltage/Frequency:	AC:220-240V,50Hz	Beam Angle:	200°
Luminous Flux:	1055lm	Base:	E27
Commercial Type:	A60	Body Type:	Thermoplastic
LED Type:	SMD	Dimension:	60mm x 120mm
CRI:	>80		



A60 - E27 Bulb

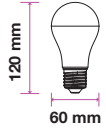
12W VT-1864

- 4228 - 2700K Warm White
- 4229 - 4000K Day White
- 4230 - 6400K White

EAN Code

- 3800230626295
- 3800230626301
- 3800230626318

BOX QTY.
100



EQ. Watts:	75W	PF:	>0.5
Voltage/Frequency:	AC: 220-240V,50Hz	Beam Angle:	200°
Luminous Flux:	1055lm	Base:	E27
Commercial Type:	A60	Body Type:	Thermoplastic
LED Type:	SMD	Dimension:	60mm x 120mm
CRI:	>80		



Dimmable A60 - E27 Bulb

12W VT-1864D

- 4275 - 2700K Warm White

EAN Code

- 3800230627872

BOX QTY.
100



EQ. Watts:	75W	Dimmable:	Yes
Voltage/Frequency:	AC: 220-240V,50Hz	PF:	>0.7
Luminous Flux:	1055lm	Beam Angle:	200°
Commercial Type:	A60	Base:	E27
LED Type:	SMD	Body Type:	Thermoplastic
CRI:	>80	Dimension:	60mm x 120mm



A65 - E27 Bulb

15W VT-2015

- 4453 - 2700K Warm White
- 4454 - 4000K Day White
- 4455 - 6400K White

EAN Code

- 3800157608091
- 3800157608107
- 3800157608114

BOX QTY.
 **100**

A+



EQ. Watts:	100W	PF:	>0.5
Voltage/Frequency:	AC:220-240V,50Hz	Beam Angle:	200°
Luminous Flux:	1500lm	Base:	E27
Commercial Type:	A65	Body Type:	Thermoplastic
LED Type:	SMD	Dimension:	66.5mm x 134mm
CRI:	>80		



A65 - E27 Bulb

17W VT-2017

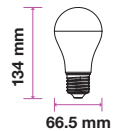
- 4456 - 2700K Warm White
- 4457 - 4000K Day White
- 4458 - 6400K White

EAN Code

- 3800157608121
- 3800157608138
- 3800157608145

BOX QTY.
 **100**

A+



EQ. Watts:	130W	PF:	>0.5
Voltage/Frequency:	AC:220-240V,50Hz	Beam Angle:	200°
Luminous Flux:	1800lm	Base:	E27
Commercial Type:	A65	Body Type:	Thermoplastic
LED Type:	SMD	Dimension:	66.5 mm x 134mm
CRI:	>80		



A60 - B22 Bulb

9W VT-1853

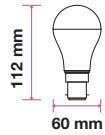
7401 - 2700K Warm White
7403 - 6400K White

EAN Code

3800157629263
3800157629287

BOX QTY.
200

A+



EQ. Watts:	60W	PF:	>0.5
Voltage/Frequency:	AC: 220-240V,50Hz	Beam Angle:	200°
Luminous Flux:	806lm	Base:	B22
Commercial Type:	A60	Body Type:	Thermoplastic
LED Type:	SMD	Dimension:	60mm x 112mm
CRI:	>80		



A60 - B22 Bulb

11W VT-1864

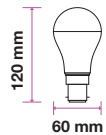
7404 - 2700K Warm White
7405 - 4000K Day White
7406 - 6400K White

EAN Code

3800157629294
3800157629300
3800157629317

BOX QTY.
100

A+



EQ. Watts:	75W	PF:	>0.7
Voltage/Frequency:	AC: 220-240V,50Hz	Beam Angle:	200°
Luminous Flux:	1055lm	Base:	B22
Commercial Type:	A60	Body Type:	Thermoplastic
LED Type:	SMD	Dimension:	60mm x 120mm
CRI:	>80		



A60 - B22 Bulb

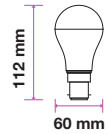
10W VT-1853

- 4442 - 2700K Warm White
- 4443 - 4000K Day White
- 4324 - 6400K White

EAN Code

- 3800157607681
- 3800157607698
- 3800157601061

BOX QTY.
200



EQ. Watts:	60W	PF:	>0.5
Voltage/Frequency:	AC: 220-240V,50Hz	Beam Angle:	200°
Luminous Flux:	806lm	Base:	B22
Commercial Type:	A60	Body Type:	Thermoplastic
LED Type:	SMD	Dimension:	60mm x 112mm
CRI:	>80		



A60 - B22 Bulb

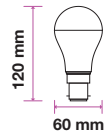
12W VT-1864

- 7221 - 2700K Warm White
- 7222 - 4000K Day White
- 7223 - 6400K White

EAN Code

- 3800157617314
- 3800157617321
- 3800157617338

BOX QTY.
100



EQ. Watts:	75W	PF:	>0.7
Voltage/Frequency:	AC: 220-240V,50Hz	Beam Angle:	200°
Luminous Flux:	1055lm	Base:	B22
Commercial Type:	A60	Body Type:	Thermoplastic
LED Type:	SMD	Dimension:	60mm x 120mm
CRI:	>80		



A65 - B22 Bulb

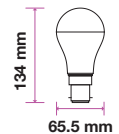
15W VT-2015

- 7229 - 2700K Warm White

EAN Code

- 3800157619554

BOX QTY.
100



EQ. Watts:	100W	PF:	>0.5
Voltage/Frequency:	AC:220-240V,50Hz	Beam Angle:	200°
Luminous Flux:	1500lm	Base:	B22
Commercial Type:	A65	Body Type:	Thermoplastic
LED Type:	SMD	Dimension:	65.5mm x 134mm
CRI:	>80		



G45 - B22 Bulb

3W VT-2053

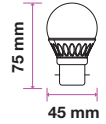
7232 - 2700K Warm White
7233 - 6400K White

EAN Code

3800157619776
3800157619783

BOX QTY.
200

A+



EQ. Watts:	25W	PF:	>0.4
Voltage/Frequency:	AC: 220-240V,50Hz	Beam Angle:	180°
Luminous Flux:	250lm	Base:	B22
Commercial Type:	G45	Body Type:	Thermoplastic
LED Type:	SMD	Dimension:	45mm x 75mm
CRI:	>80		



G45 - B22 Bulb

6W VT-1973

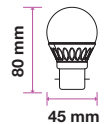
4441 - 2700K Warm White

EAN Code

3800157607674

BOX QTY.
100

A+



EQ. Watts:	40W	PF:	>0.5
Voltage/Frequency:	AC:220-240V,50Hz	Beam Angle:	180°
Luminous Flux:	470lm	Base:	B22
Commercial Type:	G45	Body Type:	Thermoplastic
LED Type:	SMD	Dimension:	45mm x 80mm
CRI:	>80		



Candle - B22 Bulb

3W VT-2073

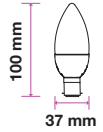
7230 - 2700K Warm White
7231 - 6400K White

EAN Code

3800157619578
3800157619585

BOX QTY.
200

A+



EQ. Watts:	25W	PF:	>0.4
Voltage/Frequency:	AC: 220-240V,50Hz	Beam Angle:	200°
Luminous Flux:	250lm	Base:	B22
Commercial Type:	Candle	Body Type:	Thermoplastic
LED Type:	SMD	Dimension:	37mm x 100mm
CRI:	>80		

NEW



Candle - B15 Bulb

6W VT-1857

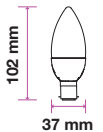
4217 - 2700k Warm White
7348 - 6400k White

EAN Code

3800157627290
3800157627306

BOX QTY.
200

A+



EQ. Watts:	40W	PF:	>0.5
Voltage/Frequency:	AC:220-240V,50Hz	Beam Angle:	180°
Luminous Flux:	470lm	Base:	B15
Commercial Type:	Candle	Body Type:	Thermoplastic
LED Type:	SMD	Dimension:	37mm x 102mm
CRI:	>80		



Candle - B22 Bulb

6W VT-1965

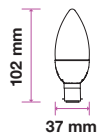
4440 - 2700K Warm White
7346 - 6400k White

EAN Code

3800157607667
3800157627283

BOX QTY.
00

A+



EQ. Watts:	40W	PF:	>0.5
Voltage/Frequency:	AC:220-240V,50Hz	Beam Angle:	200°
Luminous Flux:	470lm	Base:	B22
Commercial Type:	Candle	Body Type:	Thermoplastic
LED Type:	SMD	Dimension:	37mm x 102mm
CRI:	>80		



Candle - E14 Bulb

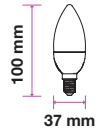
3W VT-2033

- 7196 - 2700K Warm White
- 7197 - 4000K Day White
- 7198 - 6400K White

EAN Code

- 3800157615808
- 3800157615815
- 3800157615822

BOX QTY.
200



EQ. Watts:	25W	PF:	>0.4
Voltage/Frequency:	AC: 220-240V,50Hz	Beam Angle:	200°
Luminous Flux:	250lm	Base:	E14
Commercial Type:	Candle	Body Type:	Thermoplastic
LED Type:	SMD	Dimension:	37mm x 100mm
CRI:	>80		



Candle -E14 Bulb

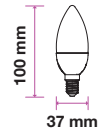
4W VT-1818

- 4216 - 2700K Warm White
- 4166 - 4000K Day White
- 4122 - 6400K White

EAN Code

- 3800230624796
- 3800230620675
- 3800230620668

BOX QTY.
200



EQ. Watts:	30W	PF:	>0.4
Voltage/Frequency:	AC: 220-240V,50Hz	Beam Angle:	200°
Luminous Flux:	320lm	Base:	E14
Commercial Type:	Candle	Body Type:	Thermoplastic
LED Type:	SMD	Dimension:	37mm x 100mm
CRI:	>80		

NEW



Candle - E14 Bulb

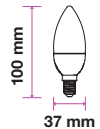
5.5W VT-1855

- 42411 - 6400K White

EAN Code

- 3800157624411

BOX QTY.
00



EQ. Watts:	40W	PF:	>0.5
Voltage/Frequency:	AC: 220-240V,50Hz	Beam Angle:	200°
Luminous Flux:	470lm	Base:	E14
Commercial Type:	Candle	Body Type:	Thermoplastic
LED Type:	SMD	Dimension:	37mm x 100mm
CRI:	>80		

NEW



Candle - E14 Bulb

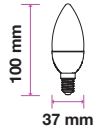
5.5W VT-2076

- 7263 - 2700K Warm White
- 7264 - 4000K Day White
- 7265 - 6400K White

EAN Code

- 3800157622950
- 3800157622967
- 3800157622974

BOX QTY.
60
A+



EQ. Watts:	40W	PF:	>0.5
Voltage/Frequency:	AC: 220-240V, 50Hz	Beam Angle:	200°
Luminous Flux:	470lm	Base:	E14
Commercial Type:	Candle	Body Type:	Thermoplastic
LED Type:	SMD	Dimension:	37mm x 100mm
CRI:	>80		

NEW



Candle - E27 Bulb

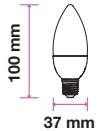
5.5W VT-1821

- 43421 - 2700K Warm White
- 43431 - 4000K Day White
- 43441 - 6400K White

EAN Code

- 3800157624381
- 3800157624398
- 3800157624404

BOX QTY.
200
A+



EQ. Watts:	40W	PF:	>0.5
Voltage/Frequency:	AC: 220-240V, 50Hz	Beam Angle:	200°
Luminous Flux:	470lm	Base:	E27
Commercial Type:	Candle	Body Type:	Thermoplastic
LED Type:	SMD	Dimension:	37mm x 100mm
CRI:	>80		



Candle - E27 Bulb

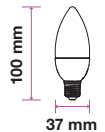
6W VT-1821

- 4342 - 2700K Warm White
- 4343 - 4000K Day White
- 4344 - 6400K White

EAN Code

- 3800157601733
- 3800157601740
- 3800157601757

BOX QTY.
200
A+



EQ. Watts:	40W	PF:	>0.5
Voltage/Frequency:	AC:220-240V, 50Hz	Beam Angle:	200°
Luminous Flux:	470lm	Base:	E27
Commercial Type:	Candle	Body Type:	Thermoplastic
LED Type:	SMD	Dimension:	37mm x 100mm
CRI:	>80		



Candle - E14 Bulb

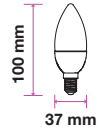
6W VT-1855

4215 - 2700K Warm White
4258 - 4000K Day White
4241 - 6400K White

EAN Code

3800230624789
3800230627155
3800230626790

BOX QTY.
200



EQ. Watts:	40W	PF:	>0.5
Voltage/Frequency:	AC: 220-240V,50Hz	Beam Angle:	200°
Luminous Flux:	470lm	Base:	E14
Commercial Type:	Candle	Body Type:	Thermoplastic
LED Type:	SMD	Dimension:	37mm x 100mm
CRI:	>80		



Dimmable Candle - E14 Bulb

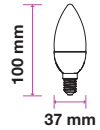
6W VT-1854D

4213 - 2700K Warm White

EAN Code

3800230624765

BOX QTY.
200



EQ. Watts:	40W	Dimmable:	Yes
Voltage/Frequency:	AC: 220-240V,50Hz	PF:	>0.5
Luminous Flux:	470lm	Beam Angle:	200°
Commercial Type:	Candle	Base:	E14
LED Type:	SMD	Body Type:	Thermoplastic
CRI:	>80	Dimension:	37mm x 100mm

NEW



Candle - E14 Bulb

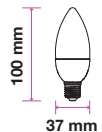
7W VT-2097

7318 - 3000K Warm White
7319 - 4000K Day White
7320 - 6400K White

EAN Code

3800157624503
3800157624510
3800157624527

BOX QTY.
200



EQ. Watts:	55W	PF:	>0.5
Voltage/Frequency:	AC: 220-240V, 50Hz	Beam Angle:	200°
Luminous Flux:	750lm	Base:	E14
Commercial Type:	Candle	Body Type:	Thermoplastic
LED Type:	SMD	Dimension:	37mm x 100mm
CRI:	>80		



Candle Flame - E14 Bulb

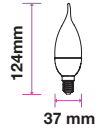
4W VT-1818 TP

EAN Code

BOX QTY.
200

- 4164 - 2700K Warm White
- 4156 - 4000K Day White
- 4354 - 6400K White

- 3800230620743
- 3800230620736
- 3800157602457



EQ. Watts:	30W	PF:	>0.4
Voltage/Frequency:	AC: 220-240V,50Hz	Beam Angle:	200°
Luminous Flux:	320lm	Base:	E14
Commercial Type:	Candle Flame	Body Type:	Thermoplastic
LED Type:	SMD	Dimension:	37mm x 124mm
CRI:	>80		



Candle Flame -E14 Bulb

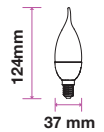
6W VT-1855TP

EAN Code

BOX QTY.
200

- 4351 - 2700K Warm White
- 4352 - 4000K Day White
- 4353 - 6400K White

- 3800157602426
- 3800157602433
- 3800157602440



EQ. Watts:	40W	PF:	>0.5
Voltage/Frequency:	AC: 220-240V,50Hz	Beam Angle:	200°
Luminous Flux:	470lm	Base:	E14
Commercial Type:	Candle Flame	Body Type:	Thermoplastic
LED Type:	SMD	Dimension:	37mm x 124mm
CRI:	>80		



ST26-E14

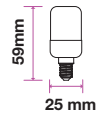
2W VT-2032

- 7237 - 2700K Warm White
- 7238 - 4000K Day White
- 7239 - 6400K White

EAN Code

- 3800157620109
- 3800157620116
- 3800157620123

BOX QTY.
400



EQ. Watts:	20W	PF:	>0.4
Voltage/Frequency:	AC: 220-240V,50Hz	Beam Angle:	150°
Luminous Flux:	180lm	Base:	E14
Commercial Type:	ST26	Body Type:	Thermoplastic
LED Type:	SMD	Dimension:	25mm x 59mm
CRI:	>80		



T37 - E14 Bulb

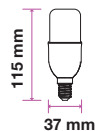
9W VT-2029

- 7173 - 2700K Warm White
- 7174 - 4000K Day White
- 7175 - 6400K White

EAN Code

- 3800157615495
- 3800157615501
- 3800157615518

BOX QTY.
200



EQ. Watts:	50W	PF:	>0.5
Voltage/Frequency:	AC:220-240V,50Hz	Beam Angle:	230°
Luminous Flux:	750lm	Base:	E14
Commercial Type:	T37	Body Type:	Thermoplastic
LED Type:	SMD	Dimension:	37mm x 115mm
CRI:	>80		



T37 - 27 Bulb

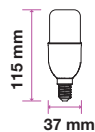
9W VT-2089

- 7256 - 2700K Warm White
- 7257 - 4000K Day White
- 7258 - 6400K White

EAN Code

- 3800157621915
- 3800157621922
- 3800157621939

BOX QTY.
200



EQ. Watts:	50W	PF:	>0.5
Voltage/Frequency:	AC:220-240V,50Hz	Beam Angle:	230°
Luminous Flux:	750lm	Base:	E27
Commercial Type:	T37	Body Type:	Thermoplastic
LED Type:	SMD	Dimension:	37mm x 115mm
CRI:	>80		



G45 - E27 Bulb

3W VT-2053

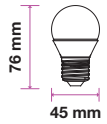
7202 - 2700K Warm White
7203 - 4000K Day White
7204 - 6400K White

EAN Code

3800157615860
3800157615877
3800157615884

BOX QTY.
200

A+



EQ. Watts:	25W	PF:	>0.4
Voltage/Frequency:	AC: 220-240V,50Hz	Beam Angle:	180°
Luminous Flux:	250lm	Base:	E27
Commercial Type:	G45	Body Type:	Thermoplastic
LED Type:	SMD	Dimension:	45mm x 76mm
CRI:	>80		



G45 - E27 Bulb

4W VT-1830

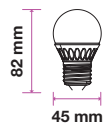
4160 - 2700K Warm White
4162 - 4000K Day White
4207 - 6400K White

EAN Code

3800230621047
3800230621054
3800230624611

BOX QTY.
200

A+



EQ. Watts:	30W	PF:	>0.4
Voltage/Frequency:	AC: 220-240V,50Hz	Beam Angle:	180°
Luminous Flux:	320lm	Base:	E27
Commercial Type:	G45	Body Type:	Thermoplastic
LED Type:	SMD	Dimension:	45mm x 82mm
CRI:	>80		

NEW



G45 - E27 Bulb
5.5W VT-2176

- 7362 - 2700K Warm White
- 7363 - 4000K Day White
- 7364 - 6400K White

EAN Code

- 3800230627018
- 3800230627025
- 3800230627032

BOX QTY.
 **180**

A+



EQ. Watts:	40W	PF:	>0.5
Voltage/Frequency:	AC: 220-240V,50Hz	Beam Angle:	180°
Luminous Flux:	470lm	Base:	E27
Commercial Type:	G45	Body Type:	Thermoplastic
LED Type:	SMD	Dimension:	45mm x 82mm
CRI:	>80		



G45 - E27 Bulb
6W VT-1879

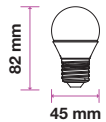
- 4247 - 2700K Warm White
- 4248 - 4000K Day White
- 4249 - 6400K White

EAN Code

- 3800230627018
- 3800230627025
- 3800230627032

BOX QTY.
 **200**

A+



EQ. Watts:	40W	PF:	>0.5
Voltage/Frequency:	AC: 220-240V,50Hz	Beam Angle:	180°
Luminous Flux:	470lm	Base:	E27
Commercial Type:	G45	Body Type:	Thermoplastic
LED Type:	SMD	Dimension:	45mm x 82mm
CRI:	>80		



P45 - E14 Bulb

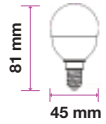
3W VT-2043

- 7199 - 2700K Warm White
- 7200 - 4000K Day White
- 7201 - 6400K White

EAN Code

- 3800157615839
- 3800157615846
- 3800157615853

BOX QTY.
200



EQ. Watts:	25W	PF:	>0.4
Voltage/Frequency:	AC: 220-240V,50Hz	Beam Angle:	180°
Luminous Flux:	250lm	Base:	E14
Commercial Type:	P45	Body Type:	Thermoplastic
LED Type:	SMD	Dimension:	45mm x 81mm
CRI:	>80		



P45 - E14 Bulb

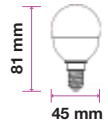
4W VT-1819

- 4123 - 2700K Warm White
- 4174 - 4000K Day White
- 4124 - 6400K White

EAN Code

- 3800230620996
- 3800230621009
- 3800230621016

BOX QTY.
200



EQ. Watts:	30W	PF:	>0.4
Voltage/Frequency:	AC: 220-240V,50Hz	Beam Angle:	180°
Luminous Flux:	320lm	Base:	E14
Commercial Type:	P45	Body Type:	Thermoplastic
LED Type:	SMD	Dimension:	45mm x 81mm
CRI:	>80		

NEW



P45 - E14 Bulb

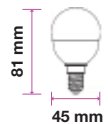
5.5W VT-1880

- 42501 - 2700K Warm White
- 42511 - 4000K Day White
- 42521 - 6400K White

EAN Code

- 3800157624367
- 3800157626408
- 3800157624374

BOX QTY.
200



EQ. Watts:	40W	PF:	>0.5
Voltage/Frequency:	AC: 220-240V,50Hz	Beam Angle:	180°
Luminous Flux:	470lm	Base:	E14
Commercial Type:	P45	Body Type:	Thermoplastic
LED Type:	SMD	Dimension:	45mm x 81mm
CRI:	>80		

NEW



P45 - E14 Bulb

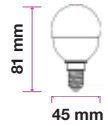
5.5W VT-2156

- 7357 - 2700K Warm White
- 7358 - 4000K Day White
- 7359 - 6400K White

EAN Code

- 3800157628150
- 3800157628167
- 3800157628174

BOX QTY.
180



EQ. Watts:	40W	PF:	>0.5
Voltage/Frequency:	AC: 220-240V,50Hz	Beam Angle:	180°
Luminous Flux:	470lm	Base:	E14
Commercial Type:	P45	Body Type:	Thermoplastic
LED Type:	SMD	Dimension:	45mm x 81mm
CRI:	>80		



P45 - E14 Bulb

6W VT-1880

- 4250 - 2700K Warm White
- 4251 - 4000K Day White
- 4252 - 6400K White

EAN Code

- 3800230627049
- 3800230627056
- 3800230627063

BOX QTY.
200



EQ. Watts:	40W	PF:	>0.5
Voltage/Frequency:	AC: 220-240V,50Hz	Beam Angle:	180°
Luminous Flux:	470lm	Base:	E14
Commercial Type:	P45	Body Type:	Thermoplastic
LED Type:	SMD	Dimension:	45mm x 81mm
CRI:	>80		

NEW



P45 - E14 Bulb

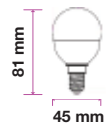
7W VT-2098

- 7321 - 2700K Warm White
- 7322 - 4000K Day White
- 7323 - 6400K White

EAN Code

- 3800157624534
- 3800157624541
- 3800157624558

BOX QTY.
200



EQ. Watts:	55W	PF:	>0.5
Voltage/Frequency:	AC: 220-240V, 50Hz	Beam Angle:	180°
Luminous Flux:	750lm	Base:	E14
Commercial Type:	P45	Body Type:	Thermoplastic
LED Type:	SMD	Dimension:	45mm x 81mm
CRI:	>80		



R7S Bulb

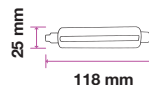
7W VT-1917

- 7123 - 3000K Warm White
- 7124 - 4000K Day White
- 7125 - 6400K White

EAN Code

- 3800157610032
- 3800157610049
- 3800157610056

BOX QTY.
100



EQ. Watts:	40W	PF:	>0.5
Voltage/Frequency:	AC: 220-240V, 50Hz	Beam Angle:	360°
Luminous Flux:	470lm	Base:	R7S
Commercial Type:	R7S	Body Type:	Thermoplastic
LED Type:	SMD	Dimension:	25mm x 118mm
CRI:	>80		



R7S Bulb

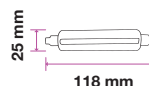
10W VT-1990

- 4369 - 3000K Warm White
- 4389 - 4000K Day White
- 4390 - 6400K White

EAN Code

- 3800157602952
- 3800157604130
- 3800157604147

BOX QTY.
100



EQ. Watts:	60W	PF:	>0.5
Voltage/Frequency:	AC:220-240V, 50Hz	Beam Angle:	360°
Luminous Flux:	1000lm	Base:	R7S
Commercial Type:	R7S	Body Type:	Thermoplastic
LED Type:	SMD	Dimension:	25mm x 118mm
CRI:	>80		



R39 - E14 Bulb

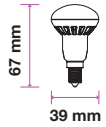
3W VT-1861

- 4219 - 3000K Warm White
- 4220 - 4000K Day White
- 4242 - 6400K White

EAN Code

- 3800230625472
- 3800230625489
- 3800230626806

BOX QTY. **200**



EQ. Watts:	25W	PF:	>0.4
Voltage/Frequency:	AC: 220-240V,50Hz	Beam Angle:	120°
Luminous Flux:	210lm	Base:	E14
Commercial Type:	R39	Body Type:	Thermoplastic
LED Type:	SMD	Dimension:	39mm x 67mm
CRI:	>80		



R50 - E14 Bulb

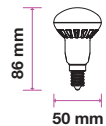
6W VT-1876

- 4243 - 3000K Warm White
- 4138 - 4000K Day White
- 4246 - 6400K White

EAN Code

- 3800230626813
- 3800230620897
- 3800230626967

BOX QTY. **100**



EQ. Watts:	40W	PF:	>0.5
Voltage/Frequency:	AC: 220-240V,50Hz	Beam Angle:	120°
Luminous Flux:	400lm	Base:	E14
Commercial Type:	R50	Body Type:	Thermoplastic
LED Type:	SMD	Dimension:	50mm x 86mm
CRI:	>80		



R63 - E27 Bulb

8W VT-1862

4221 - 3000K Warm White

4140 - 4000K Day White

4244 - 6400K White

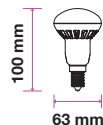
EAN Code

3800230625496

3800230620903

3800230626820

BOX QTY.
200



EQ. Watts:	60W	PF:	>0.5
Voltage/Frequency:	AC: 220-240V, 50Hz	Beam Angle:	120°
Luminous Flux:	500lm	Base:	E27
Commercial Type:	R63	Body Type:	Thermoplastic
LED Type:	SMD	Dimension:	63mm x 100mm
CRI:	>80		



R80 - E27 Bulb

10W VT-1894

4339 - 3000K Warm White

4340 - 4000K Day White

4341 - 6400K White

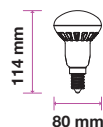
EAN Code

3800157601702

3800157601719

3800157601726

BOX QTY.
100



EQ. Watts:	75W	PF:	>0.5
Voltage/Frequency:	AC: 220-240V, 50Hz	Beam Angle:	120°
Luminous Flux:	800lm	Base:	E27
Commercial Type:	R80	Body Type:	Thermoplastic
LED Type:	SMD	Dimension:	80mm x 114mm
CRI:	>80		



PL - E27 Bulb

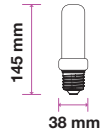
6W VT-2046

7211 - 3000K Warm White

EAN Code

3800157617031

BOX QTY.
50



EQ. Watts:	50W	PF:	>0.5
Voltage/Frequency:	AC: 220-240V, 50Hz	Beam Angle:	120°
Luminous Flux:	480lm	Base:	E27
Commercial Type:	PL	Body Type:	Plastic + Aluminum
LED Type:	SMD	Dimension:	38mm x 145mm
CRI:	>80		



PL - E27 Bulb

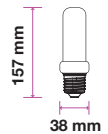
10W VT-2050

7215 - 3000K Warm White

EAN Code

3800157617079

BOX QTY.
50



EQ. Watts:	85W	PF:	>0.5
Voltage/Frequency:	AC: 220-240V, 50Hz	Beam Angle:	120°
Luminous Flux:	820lm	Base:	E27
Commercial Type:	PL	Body Type:	Plastic + Aluminum
LED Type:	SMD	Dimension:	38mm x 157mm
CRI:	>80		

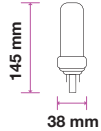


PL - G24 Bulb

6W VT-2046
 7210 - 3000K Warm White
 7209 - 4000K Day White
 7208 - 6400K White

EAN Code
 3800157617024
 3800157617017
 3800157617000

BOX QTY.
50
A+



EQ. Watts:	50W	PF:	>0.5
Voltage/Frequency:	AC: 220-240V, 50Hz	Beam Angle:	120°
Luminous Flux:	480lm	Base:	G24
Commercial Type:	PL	Body Type:	Plastic + Aluminum
LED Type:	SMD	Dimension:	38mm x 145mm
CRI:	>80		

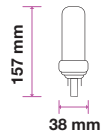


PL - G24 Bulb

10W VT-2050
 7214 - 3000K Warm White
 7213 - 4000K Day White
 7212 - 6400K White

EAN Code
 3800157617062
 3800157617055
 3800157617048

BOX QTY.
50
A+



EQ. Watts:	85W	PF:	>0.5
Voltage/Frequency:	AC: 220-240V, 50Hz	Beam Angle:	120°
Luminous Flux:	820lm	Base:	G24
Commercial Type:	PL	Body Type:	Plastic + Aluminum
LED Type:	SMD	Dimension:	38mm x 157mm
CRI:	>80		



G95 - E27 Globe Bulb

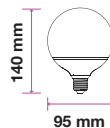
10W VT-1893

- 4276 - 3000K Warm White
- 4277 - 4000K Day White
- 4278 - 6400K White

EAN Code

- 3800230627889
- 3800230627896
- 3800230627902

BOX QTY.
12



EQ. Watts:	60W	PF:	>0.5
Voltage/Frequency:	AC: 220-240V, 50Hz	Beam Angle:	200°
Luminous Flux:	810lm	Base:	E27
Commercial Type:	G95	Body Type:	Thermoplastic
LED Type:	SMD	Dimension:	95mm x 140mm
CRI:	>80		



G120 - E27 Globe Bulb


13W VT-1883

- 4253 - 3000K Warm White
- 4273 - 4000K Day White
- 4274 - 6400K White

EAN Code

- 3800230627094
- 3800230627858
- 3800230627865

BOX QTY.
12



EQ. Watts:	75W	PF:	>0.7
Voltage/Frequency:	AC: 220-240V, 50Hz	Beam Angle:	200°
Luminous Flux:	1055lm	Base:	E27
Commercial Type:	G120	Body Type:	Thermoplastic
LED Type:	SMD	Dimension:	120mm x 164mm
CRI:	>80		



Dimmable G120 - E27 Globe Bulb

13W VT-1884D


EAN Code

4254 - 2700K Warm White

3800230627100

BOX QTY.
12

A+



EQ. Watts:	75W	Dimmable:	Yes
Voltage/Frequency:	AC: 220-240V,50Hz	PF:	>0.7
Luminous Flux:	1055lm	Beam Angle:	200°
Commercial Type:	G120	Base:	E27
LED Type:	SMD	Body Type:	Thermoplastic
CRI:	>80	Dimension:	120mm x 164mm



G120 - E27 Globe Bulb

18W VT-1899

EAN Code

4433 - 2700K Warm White

3800157606806

4434 - 4000K Day White


3800157606813

4435 - 6400K White

3800157606820

BOX QTY.
12

A+




EQ. Watts:	130W	PF:	>0.5
Voltage/Frequency:	AC:220-240V,50Hz	Beam Angle:	200°
Luminous Flux:	1800lm	Base:	E27
Commercial Type:	G120	Body Type:	Thermoplastic
LED Type:	SMD	Dimension:	120mm x 164mm
CRI:	>80		

NEW



BOX QTY.
60



T80 - E27 LED Big Ripple Plastic Bulb

18W VT-2121

EAN Code

7272 - 3000K Warm White

3800157623629

7273 - 4000K Day White

3800157623636

7274 - 6400K White

3800157623643

A

EQ. Watts:	100W	PF:	>0.5
Voltage/Frequency:	AC: 220-240V, 50Hz	Beam Angle:	200°
Luminous Flux:	1400lm	Base:	E27
Commercial Type:	T80	Body Type:	Plastic
LED Type:	SMD	Dimension:	80mm x 150mm
CRI:	>80		

NEW



BOX QTY.
40



T100 - E27 LED Big Ripple Plastic Bulb

24W VT-2125

EAN Code

7275 - 3000K Warm White

3800157623650

7276 - 4000K Day White

3800157623667

7277 - 6400K White

3800157623674

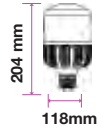
A+

EQ. Watts:	150W	PF:	>0.5
Voltage/Frequency:	AC: 220-240V, 50Hz	Beam Angle:	200°
Luminous Flux:	2080lm	Base:	E27
Commercial Type:	T100	Body Type:	Plastic
LED Type:	SMD	Dimension:	100mm x 174mm
CRI:	>80		

NEW



BOX QTY.
20



T120 - E27 LED Big Ripple Plastic Bulb

36W VT-2137

EAN Code

7278 - 4000K Day White

3800157623681

7279 - 6400K White

3800157623698



EQ. Watts:	200W	PF:	>0.5
Voltage/Frequency:	AC: 220-240V, 50Hz	Beam Angle:	200°
Luminous Flux:	2680lm	Base:	E27
Commercial Type:	T120	Body Type:	Plastic
LED Type:	SMD	Dimension:	118mm x 204mm
CRI:	>80		

NEW



BOX QTY.
16



T140 - E27 LED Big Ripple Plastic Bulb

48W VT-2148

EAN Code

7280 - 4000K Day White

3800157623704

7281 - 6400K White

3800157623711



EQ. Watts:	265W	PF:	>0.5
Voltage/Frequency:	AC: 220-240V, 50Hz	Beam Angle:	200°
Luminous Flux:	3570lm	Base:	E27
Commercial Type:	T140	Body Type:	Plastic
LED Type:	SMD	Dimension:	138mm x 230mm
CRI:	>80		



ED-90 - E27 Bulb

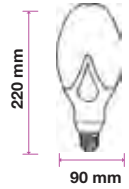
40W VT-1940

- 7132 - 3000K Warm White
- 7133 - 4000K Day White
- 7134 - 6500K White

EAN Code

- 3800157610285
- 3800157610292
- 3800157610308

BOX QTY.
30



EQ. Watts:	250W	PF:	>0.9
Voltage/Frequency:	AC:220-240V,50Hz	Beam Angle:	265°
Luminous Flux:	3500lm	Base:	E27
Commercial Type:	ED-90	Body Type:	Aluminum+PC
LED Type:	SMD	Dimension:	90mm x 220mm
CRI:	>80		

NEW



**T160 - E27
LED Big Ripple Plastic Bulb**

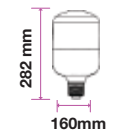
60W VT-2060

- 7313 - 4000K Day White
- 7314 - 6400K White

EAN Code

- 3800157624459
- 3800157624466

BOX QTY.
00



EQ. Watts:	310W	PF:	>0.5
Voltage/Frequency:	AC: 220-240V, 50Hz	Beam Angle:	200°
Luminous Flux:	4200lm	Base:	E27
Commercial Type:	T160	Body Type:	Plastic
LED Type:	SMD	Dimension:	160mm x 282mm
CRI:	>80		



UFO Ceiling Lamp- E27

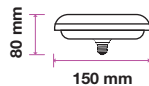
15W VT-2116

- 7158 - 3000K Warm White
- 7159 - 4000K Day White
- 7160 - 6400K White

EAN Code

- 3800157612494
- 3800157612500
- 3800157612517

BOX QTY.
20



EQ. Watts:	90W	PF:	>0.5
Voltage/Frequency:	AC: 220-240V, 50Hz	Beam Angle:	120°
Luminous Flux:	1350lm	Base:	E27
Commercial Type:	F150	Body Type:	Plastic
LED Type:	SMD	Dimension:	ø150mm x 80mm
CRI:	>80		



UFO Ceiling Lamp- E27

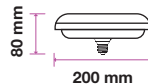
24W VT-2124

- 7161 - 3000K Warm White
- 7162 - 4000K Day White
- 7163 - 6400K White

EAN Code

- 3800157612524
- 3800157612531
- 3800157612548

BOX QTY.
20



EQ. Watts:	160W	PF:	>0.5
Voltage/Frequency:	AC: 220-240V, 50Hz	Beam Angle:	120°
Luminous Flux:	2610lm	Base:	E27
Commercial Type:	F200	Body Type:	Plastic
LED Type:	SMD	Dimension:	ø200mm x 80mm
CRI:	>80		



UFO Ceiling Lamp- E27

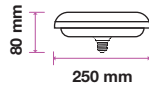
36W VT-2136

- 7164 - 3000K Warm White
- 7165 - 4000K Day White
- 7166 - 6400K White

EAN Code

- 3800157612555
- 3800157612562
- 3800157612579

BOX QTY.
20



EQ. Watts:	190W	PF:	>0.9
Voltage/Frequency:	AC: 220-240V, 50Hz	Beam Angle:	120°
Luminous Flux:	3240lm	Base:	E27
Commercial Type:	F250	Body Type:	Plastic
LED Type:	SMD2835	Dimension:	ø250mm x 80mm
CRI:	>80		



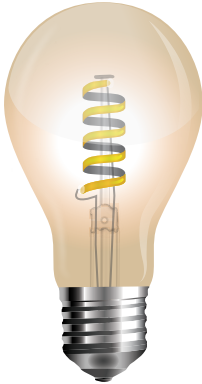
LED Filament Bulbs

- Classic Vintage Design
- Available in Amber cover, White cover and Frost cover
- Lasts 20 times longer than Standard Bulbs
- Low power consumption
- No mercury, enviromental protection
- Uses 80% less energy than Standard Bulbs
- Excellent Heat Radiation Efficiency
- Dimmable & Non Dimmable options

Applications

Perfect choice for Restaurants, Lobbies, Coffee shops, Hotels and Bars

NEW



**LED Spiral Filament Bulb
E27 Amber Glass**

4W VT-2154

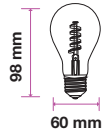
7335 2200k Warm White

EAN Code

3800157625197

BOX QTY.
50

A+



EQ. Watts:	40W	PF:	>0.4
Voltage/Frequency:	AC:220-240V,50Hz	Beam Angle:	300°
Luminous Flux:	400lm	Base:	E27
Commercial Type:	A60	Body Type:	Glass
LED Type:	COB	Dimension:	60mm x 98mm
CRI:	>80		

NEW



**LED Spiral Filament Bulb
E27 Clear Glass**

4W VT-2164

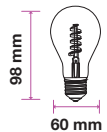
7336 - 2700k Warm White

EAN Code

3800157625203

BOX QTY.
50

A+



EQ. Watts:	40W	PF:	>0.4
Voltage/Frequency:	AC:220-240V,50Hz	Beam Angle:	300°
Luminous Flux:	400lm	Base:	E27
Commercial Type:	A60	Body Type:	Glass
LED Type:	COB	Dimension:	60mm x 98mm
CRI:	>80		

NEW



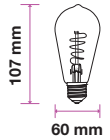
**LED Filament Bulb
ST60 - E27 Amber Glass**

4W VT-2144
7327 - 2200K Warm White

EAN Code
3800157624718

BOX QTY.
100

A+



EQ. Watts:	40W	PF:	>0.4
Voltage/Frequency:	AC: 220-240V, 50Hz	Beam Angle:	300°
Luminous Flux:	400lm	Base:	E27
Commercial Type:	ST60	Body Type:	Glass
LED Type:	Filament	Dimension:	60mmx107mm
CRI:	>80		

NEW



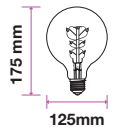
**LED Double Filament Bulb
G125 - E27 Amber Glass**

6W VT-2126
7328 2200k Warm White

EAN Code
3800157624725

BOX QTY.
12

A+



EQ. Watts:	55W	PF:	> 0.5
Voltage/Frequency:	AC: 220-240V, 50/60Hz	Beam Angle:	300°
Luminous Flux:	480lm	Base:	E27
Commercial Type:	G125	Body Type:	Glass
LED Type:	COB	Dimension:	125mm x 175mm
CRI:	>70		



**Curve Filament
A60 Amber Cover**

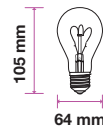
3W VT-2063

7219 - 2200K Warm White

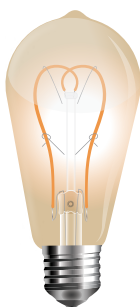
EAN Code

3800157617277

BOX QTY.
100



EQ. Watts:	20W	PF:	>0.4
Voltage/Frequency:	AC: 220-240v, 50Hz	Beam Angle:	300°
Luminous Flux:	150lm	Base:	E27
Commercial Type:	A60	Body Type:	Glass
LED Type:	Curve Filament	Dimension:	64mm x 105mm
CRI:	>80		



**Curve Filament
ST64 Amber Cover**

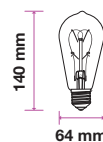
5W VT-2066

7220 - 2200K Warm White

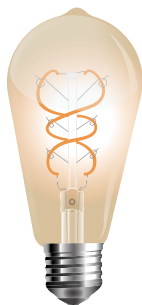
EAN Code

3800157617284

BOX QTY.
100



EQ. Watts:	30W	PF:	>0.4
Voltage/Frequency:	AC: 220-240v, 50Hz	Beam Angle:	300°
Luminous Flux:	300lm	Base:	E27
Commercial Type:	ST64	Body Type:	Glass
LED Type:	Curve Filament	Dimension:	64mm x 140mm
CRI:	>80		



**Curve Filament
ST64 Amber Cover**

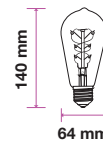
5W VT-2065

7218 - 2200K Warm White


EAN Code

3800157617260

BOX QTY.
100



EQ. Watts:	30W	PF:	>0.4
Voltage/Frequency:	AC: 220-240v, 50Hz	Beam Angle:	300°
Luminous Flux:	300lm	Base:	E27
Commercial Type:	ST64	Body Type:	Glass
LED Type:	Curve Filament	Dimension:	64mm x 140mm
CRI:	>80		



**Curve Filament
G95 Amber Cover**

5W VT-2075
7217 - 2200K Warm White

EAN Code
3800157617253



EQ. Watts:	30W	PF:	>0.4
Voltage/Frequency:	AC: 220-240v, 50Hz	Beam Angle:	300°
Luminous Flux:	300lm	Base:	E27
Commercial Type:	G95	Body Type:	Glass
LED Type:	Curve Filament	Dimension:	95mm x 138 mm
CRI:	>80		



Get the Vintage Look,
Now in **LED**




**Curve Filament
G125 Amber Cover**

5W VT-2085
7216 - 2200K Warm White

EAN Code
3800157617246



EQ. Watts:	30W	PF:	>0.4
Voltage/Frequency:	AC: 220-240v, 50Hz	Beam Angle:	300°
Luminous Flux:	300lm	Base:	E27
Commercial Type:	G125	Body Type:	Glass
LED Type:	Curve Filament	Dimension:	125mm x 175mm
CRI:	>80		



**8 Filament
G80 Amber Cover**

4W VT-2004

7148 - 2200K Warm White

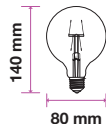
EAN Code

3800157610636


BOX QTY.

100

A+



EQ. Watts:	35W	PF:	>0.4
Voltage/Frequency:	AC: 220-240V,50Hz	Beam Angle:	300°
Luminous Flux:	400lm	Base:	E27
Commercial Type:	G80	Body Type:	Glass
LED Type:	Filament	Dimension:	80mm x 140mm
CRI:	>80		



**S-Shape Filament
G95 Amber Cover**

4W VT-2024

7146 - 2200K Warm White

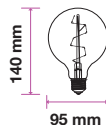
EAN Code

3800157610612

BOX QTY.

50

A+



EQ. Watts:	35W	PF:	>0.4
Voltage/Frequency:	AC: 220-240V,50Hz	Beam Angle:	300°
Luminous Flux:	400lm	Base:	E27
Commercial Type:	G95	Body Type:	Glass
LED Type:	Filament	Dimension:	95mm x 140mm
CRI:	>80		



**Long Filament
G95 Amber Cover**

7W VT-2027

7147 - 2200K Warm White

EAN Code

3800157610629

BOX QTY.

50

A+



EQ. Watts:	60W	PF:	>0.5
Voltage/Frequency:	AC: 220-240V,50Hz	Beam Angle:	300°
Luminous Flux:	700lm	Base:	E27
Commercial Type:	G95	Body Type:	Glass
LED Type:	Filament	Dimension:	95mm x 140mm
CRI:	>80		



**16 Filament
G95 Amber Cover**

8W VT-2019

7145 - 2200K Warm White


EAN Code

3800157610605

BOX QTY.
50



EQ. Watts:	65W	PF:	>0.5
Voltage/Frequency:	AC: 220-240V,50Hz	Beam Angle:	300°
Luminous Flux:	800lm	Base:	E27
Commercial Type:	G95	Body Type:	Glass
LED Type:	Filament	Dimension:	95mm x 140mm
CRI:	>80		



**Long Filament
G125 Amber Cover**

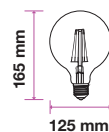
6W VT-1956

4473 - 2200K Warm White

EAN Code

3800157609074

BOX QTY.
12



EQ. Watts:	55W	PF:	>0.5
Voltage/Frequency:	AC: 220-240V,50Hz	Beam Angle:	300°
Luminous Flux:	550lm	Base:	E27
Commercial Type:	G125	Body Type:	Glass
LED Type:	Filament	Dimension:	125mm x 165mm
CRI:	>80		



T-30-Clear Glass

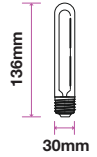
2W VT-2042

7251 - 2700K Warm White

EAN Code

3800157620826

BOX QTY.
100



EQ. Watts:	20W	PF:	>0.4
Voltage/Frequency:	AC:220-240V,50Hz	Beam Angle:	300°
Luminous Flux:	200lm	Base:	E27
Commercial Type:	T30	Body Type:	Glass
LED Type:	Filament	Dimension:	30mm x 136mm
CRI:	>80		



T-30-Amber Cover

2W VT-2052

7252 - 2200K Warm White

EAN Code

3800157620833

BOX QTY.
100



EQ. Watts:	20W	PF:	>0.4
Voltage/Frequency:	AC:220-240V,50Hz	Beam Angle:	300°
Luminous Flux:	200lm	Base:	E27
Commercial Type:	T30	Body Type:	Glass
LED Type:	Filament	Dimension:	30mm x 136mm
CRI:	>80		



T-30-300 Amber Cover

5W VT-2005

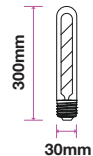
7142 - 2200K Warm White

EAN Code

3800157610575

BOX QTY.
100

A+



EQ. Watts:	45W	PF:	>0.4
Voltage/Frequency:	AC: 220-240V,50Hz	Beam Angle:	300°
Luminous Flux:	500lm	Base:	E27
Commercial Type:	T30-300	Body Type:	Glass
LED Type:	Filament	Dimension:	30mm x 300mm
CRI:	>80		



T-30-185 Amber Cover

6W VT-2006

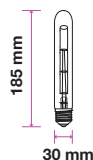
7143 - 2200K Warm White

EAN Code

3800157610582

BOX QTY.
100

A+



EQ. Watts:	50W	PF:	>0.5
Voltage/Frequency:	AC: 220-240V,50Hz	Beam Angle:	300°
Luminous Flux:	600lm	Base:	E27
Commercial Type:	T30-185	Body Type:	Glass
LED Type:	Filament	Dimension:	30mm x 185mm
CRI:	>80		



T-30-300 Amber Cover

7W VT-2008

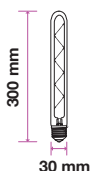
7144 - 2200K Warm White

EAN Code

3800157610599

BOX QTY.
100

A+



EQ. Watts:	60W	PF:	>0.5
Voltage/Frequency:	AC: 220-240V,50Hz	Beam Angle:	300°
Luminous Flux:	700lm	Base:	E27
Commercial Type:	T30-300	Body Type:	Glass
LED Type:	Filament	Dimension:	30mm x 300mm
CRI:	>80		



**Candle Filament
E14 Amber Cover**

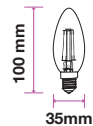
4W VT-1955

7113 - 2200K Warm White

EAN Code

3800157609883

BOX QTY.
100



EQ. Watts:	40W	PF:	>0.4
Voltage/Frequency:	AC: 220-240V,50Hz	Beam Angle:	300°
Luminous Flux:	350lm	Base:	E14
Commercial Type:	Candle	Body Type:	Glass
LED Type:	Filament	Dimension:	35mm x 100mm
CRI:	>80		



**Candle Filament
E14 Amber Cover**

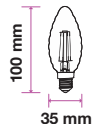
4W VT-1948

7115 - 2200K Warm White

EAN Code

3800157609906

BOX QTY.
100



EQ. Watts:	35W	PF:	>0.4
Voltage/Frequency:	AC: 220-240V,50Hz	Beam Angle:	300°
Luminous Flux:	350lm	Base:	E14
Commercial Type:	Candle	Body Type:	Glass
LED Type:	Filament	Dimension:	35mm x 100mm
CRI:	>80		



**Candle Flame Filament
E14 Amber Cover**

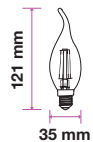
4W VT-1949

7114 - 2200K Warm White

EAN Code

3800157609890

BOX QTY.
100



EQ. Watts:	40W	PF:	>0.4
Voltage/Frequency:	AC: 220-240V,50Hz	Beam Angle:	300°
Luminous Flux:	350lm	Base:	E14
Commercial Type:	Candle Flame	Body Type:	Glass
LED Type:	Filament	Dimension:	35mm x 121mm
CRI:	>80		



**Candle Filament
E14 Amber Cover**

4W VT-1947

7116 - 2200K Warm White

BOX QTY.


100

EAN Code

3800157609913



EQ. Watts:	35W	PF:	>0.4
Voltage/Frequency:	AC: 220-240V,50Hz	Beam Angle:	300°
Luminous Flux:	350lm	Base:	E14
Commercial Type:	Candle Flame	Body Type:	Glass
LED Type:	Filament	Dimension:	35mm x 121mm
CRI:	>80		



**P45 Filament
E14 Amber Cover**

4W VT-1953

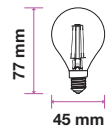
4499 - 2200K Warm White

BOX QTY.

100

EAN Code

3800157609746



EQ. Watts:	40W	PF:	>0.4
Voltage/Frequency:	AC: 220-240V,50Hz	Beam Angle:	300°
Luminous Flux:	350lm	Base:	E14
Commercial Type:	P45	Body Type:	Glass
LED Type:	Filament	Dimension:	45mm x 77mm
CRI:	>80		



**G45 Filament
E27 Amber Cover**

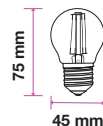
4W VT-1957

7100 - 2200K Warm White

BOX QTY.
100

EAN Code

3800157609753



EQ. Watts:	40W	PF:	>0.4
Voltage/Frequency:	AC: 220-240V,50Hz	Beam Angle:	300°
Luminous Flux:	350lm	Base:	E27
Commercial Type:	G45	Body Type:	Glass
LED Type:	Filament	Dimension:	45mm x 75mm
CRI:	>80		



**G45 Cross Filament
E27 Amber Cover**

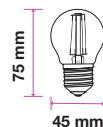
4W VT-1957

71001 - 2200K Warm White

BOX QTY.
100

EAN Code

3800157628624



EQ. Watts:	40W	PF:	>0.4
Voltage/Frequency:	AC: 220-240V,50Hz	Beam Angle:	300°
Luminous Flux:	350lm	Base:	E27
Commercial Type:	G45	Body Type:	Glass
LED Type:	Filament	Dimension:	45mm x 75mm
CRI:	>80		



A60
E27 Amber Cover

4W VT-1954
4498 - 2200K Warm White

EAN Code
3800157609739

BOX QTY.
50



EQ. Watts:	35W	PF:	>0.4
Voltage/Frequency:	AC: 220-240V,50Hz	Beam Angle:	300°
Luminous Flux:	350lm	Base:	E27
Commercial Type:	A60	Body Type:	Glass
LED Type:	Filament	Dimension:	60mm x 107mm
CRI:	>80		



A67
E27 Amber Cover


8W VT-1958
4472 - 2200K Warm White

EAN Code
3800157609067

BOX QTY.
50



EQ. Watts:	60W	PF:	>0.5
Voltage/Frequency:	AC: 220-240V,50Hz	Beam Angle:	300°
Luminous Flux:	720lm	Base:	E27
Commercial Type:	A67	Body Type:	Glass
LED Type:	Filament	Dimension:	67mm x 123mm
CRI:	>80		



A67
E27 Amber Cover

10W VT-2028
7157 - 2200K Warm White

EAN Code
3800157612227

BOX QTY.
50



EQ. Watts:	65W	PF:	>0.5
Voltage/Frequency:	AC: 220-240V,50Hz	Beam Angle:	300°
Luminous Flux:	900lm	Base:	E27
Commercial Type:	A67	Body Type:	Glass
LED Type:	Filament	Dimension:	67mm x 123mm
CRI:	>80		

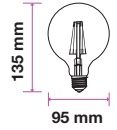


G95
E27 Amber Cover


6W VT-2026D
7156 - 2200K Warm White

EAN Code
3800157612210

BOX QTY.
12



EQ. Watts:	50W	Dimmable:	Yes
Voltage/Frequency:	AC: 220-240V, 50Hz	PF:	>0.5
Luminous Flux:	500lm	Beam Angle:	300°
Commercial Type:	G95	Base:	E27
LED Type:	Filament	Body Type:	Glass
CRI:	>80	Dimension:	95mm x 135mm



Dimmable G125
E27 Amber Cover

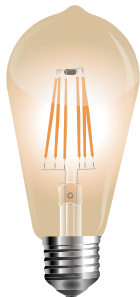
8W VT-2018D
7155 - 2200K Warm White

EAN Code
3800157612203

BOX QTY.
12



EQ. Watts:	60W	Dimmable:	Yes
Voltage/Frequency:	AC: 220-240V, 50Hz	PF:	>0.5
Luminous Flux:	700lm	Beam Angle:	300°
Commercial Type:	G125	Base:	E27
LED Type:	Filament	Body Type:	Glass
CRI:	>80	Dimension:	125mm x 177mm

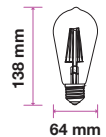


Dimmable ST64
E27 Amber Cover

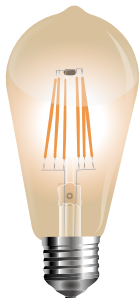
4W VT-1964D
4368 - 2200K Warm White

EAN Code
3800157602945

BOX QTY.
100



EQ. Watts:	30W	Dimmable:	Yes
Voltage/Frequency:	AC:220-240V, 50Hz	PF:	>0.4
Luminous Flux:	300lm	Beam Angle:	300°
Commercial Type:	ST64	Base:	E27
LED Type:	Filament	Body Type:	Glass
CRI:	>80	Dimension:	64mm x 138mm



ST64
E27 Amber Cover

4W VT-1964

4361 - 2200K Warm White


BOX QTY.
50

EAN Code

3800157602747



EQ. Watts:	40W	PF:	>0.4
Voltage/Frequency:	AC:220-240V, 50Hz	Beam Angle:	300°
Luminous Flux:	350lm	Base:	E27
Commercial Type:	ST64	Body Type:	Glass
LED Type:	Filament	Dimension:	64mm x 138mm
CRI:	>80		



ST64
E27 Amber Cover

6W VT-1966

4362 - 2200K Warm White


BOX QTY.
50

EAN Code

3800157602754



EQ. Watts:	45W	PF:	>0.5
Voltage/Frequency:	AC:220-240V, 50Hz	Beam Angle:	300°
Luminous Flux:	500lm	Base:	E27
Commercial Type:	ST64	Body Type:	Glass
LED Type:	Filament	Dimension:	64mm x 138mm
CRI:	>80		



ST64
E27 Amber Cover

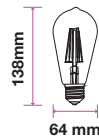
8W VT-1968

4421 - 2200K Warm White

BOX QTY.
50

EAN Code

3800157606356



EQ. Watts:	60W	PF:	>0.5
Voltage/Frequency:	AC:220-240V,50Hz	Beam Angle:	300°
Luminous Flux:	700lm	Base:	E27
Commercial Type:	ST64	Body Type:	Glass
LED Type:	Filament	Dimension:	64mm x 138 mm
CRI:	>80		



Candle - E14 White Cover

4W VT-1924

EAN Code

BOX QTY.
100

7101 - 2700K Warm White

3800157609760

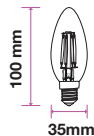
7102 - 4000K Day White

3800157609777

7103 - 6400K White

3800157609784

A+



EQ. Watts:	35W	PF:	>0.4
Voltage/Frequency:	AC: 220-240V,50Hz	Beam Angle:	300°
Luminous Flux:	350lm	Base:	E14
Commercial Type:	Candle	Body Type:	Glass
LED Type:	Filament	Dimension:	35mm x 100mm
CRI:	>80		

NEW



Candle

E14 Cross Filament White Cover

4W VT-1924

EAN Code

BOX QTY.
100

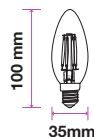
71011 - 2700K Warm White

3800157628617

71031 - 6400K White

3800157624244

A+



EQ. Watts:	35W	PF:	>0.4
Voltage/Frequency:	AC: 220-240V,50Hz	Beam Angle:	300°
Luminous Flux:	350lm	Base:	E14
Commercial Type:	Candle	Body Type:	Glass
LED Type:	Filament	Dimension:	35mm x 100mm
CRI:	>80		



Candle Flame - E14 White Cover

4W VT-1927

EAN Code

- 7104 - 2700K Warm White
- 7105 - 4000K Day White
- 7106 - 6400K White

- 3800157609791
- 3800157609807
- 3800157609814

BOX QTY.
100



EQ. Watts:	40W	PF:	>0.4
Voltage/Frequency:	AC: 220-240V,50Hz	Beam Angle:	300°
Luminous Flux:	350lm	Base:	E14
Commercial Type:	Candle	Body Type:	Glass
LED Type:	Filament	Dimension:	35mm x 121mm
CRI:	>80		

NEW



Cross Filament Candle Flame E14 White Cover

4W VT-1927

EAN Code

- 71041 - 2700K Warm White

- 3800157624299

BOX QTY.
100



EQ. Watts:	40W	PF:	>0.4
Voltage/Frequency:	AC: 220-240V,50Hz	Beam Angle:	300°
Luminous Flux:	350lm	Base:	E14
Commercial Type:	Candle	Body Type:	Glass
LED Type:	Filament	Dimension:	35mm x 121mm
CRI:	>80		



A60 - E27 White Cover

4W VT-1939

EAN Code

- 4489 - 2700K Warm White
- 4490 - 4000K Day White
- 4491 - 6400K White

- 3800157609647
- 3800157609654
- 3800157609661

BOX QTY.
50



EQ. Watts:	40W	PF:	>0.4
Voltage/Frequency:	AC: 220-240V,50Hz	Beam Angle:	300°
Luminous Flux:	350lm	Base:	E27
Commercial Type:	A60	Body Type:	Glass
LED Type:	Filament	Dimension:	60mm x 107mm
CRI:	>80		



Candle - E14 Frost Cover

4W VT-1936

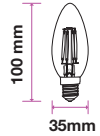
4474 - 2700K Warm White
4475 - 4000K Day White
4476 - 6400K White

EAN Code

3800157609081
3800157609098
3800157609104

BOX QTY.
100

A+



EQ. Watts:	40W	PF:	>0.4
Voltage/Frequency:	AC: 220-240V,50Hz	Beam Angle:	300°
Luminous Flux:	400lm	Base:	E14
Commercial Type:	Candle	Body Type:	Glass
LED Type:	Filament	Dimension:	35mm x 100mm
CRI:	>80		



Candle Flame - E14 Frost Cover

4W VT-1937

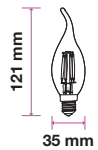
4477 - 2700K Warm White
4478 - 4000K Day White
4479 - 6400K White

EAN Code

3800157609111
3800157609128
3800157609135

BOX QTY.
100

A+



EQ. Watts:	40W	PF:	>0.4
Voltage/Frequency:	AC: 220-240V,50Hz	Beam Angle:	300°
Luminous Flux:	400lm	Base:	E14
Commercial Type:	Candle Flame	Body Type:	Glass
LED Type:	Filament	Dimension:	35mm x 121mm
CRI:	>80		

NEW



Candle - E14 Cross Filament Frost Cover

4W VT-1928

EAN Code

BOX QTY. **100**

71071 - 2700K Warm White

3800157624213


71081 - 4000K Day White

3800157624220

71091 - 6400K White

3800157624237

A+



EQ. Watts:	40W	PF:	>0.4
Voltage/Frequency:	AC: 220-240V,50Hz	Beam Angle:	300°
Luminous Flux:	400lm	Base:	E14
Commercial Type:	Candle	Body Type:	Glass
LED Type:	Filament	Dimension:	35mm x 100mm
CRI:	>80		



Candle - E14 Frost Cover

4W VT-1928

EAN Code

BOX QTY. **100**

7107 - 2700K Warm White

3800157609821

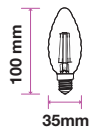
7108 - 4000K Day White

3800157609838

7109 - 6400K White

3800157609845

A+



EQ. Watts:	40W	PF:	>0.4
Voltage/Frequency:	AC: 220-240V,50Hz	Beam Angle:	300°
Luminous Flux:	400lm	Base:	E14
Commercial Type:	Candle	Body Type:	Glass
LED Type:	Filament	Dimension:	35mm x 100mm
CRI:	>80		



**Dimmable Candle Flame
E14 Frost Cover**

4W VT-2056D

EAN Code

7177 - 2700K Warm White

3800157615532

BOX QTY.
100



EQ. Watts:	35W	Dimmable:	Yes
Voltage/Frequency:	AC: 220-240V,50Hz	PF:	>0.5
Luminous Flux:	350lm	Beam Angle:	300°
Commercial Type:	Candle Flame	Base:	E14
LED Type:	Filament	Body Type:	Glass
CRI:	>80	Dimension:	35mm x 121mm



Candle Flame - E14 Frost Cover

4W VT-1923

EAN Code

7110 - 2700K Warm White

3800157609852

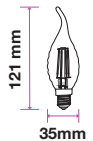
7111 - 4000K Day White

3800157609869

7112 - 6400K White

3800157609876

BOX QTY.
100



EQ. Watts:	40W	PF:	>0.4
Voltage/Frequency:	AC: 220-240V,50Hz	Beam Angle:	300°
Luminous Flux:	400lm	Base:	E14
Commercial Type:	Candle Flame	Body Type:	Glass
LED Type:	Filament	Dimension:	35mm x 121mm
CRI:	>80		



**Dimmable Candle
E14 Frost Cover**

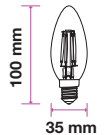
4W VT-2054D

EAN Code

7176 - 2700K Warm White

3800157615525

BOX QTY.
50



EQ. Watts:	35W	Dimmable:	Yes
Voltage/Frequency:	AC: 220-240V,50Hz	PF:	>0.4
Luminous Flux:	350lm	Beam Angle:	300°
Commercial Type:	Candle	Base:	E14
LED Type:	Filament	Body Type:	Glass
CRI:	>80	Dimension:	35mm x 100mm



P45 - E14 Frost Cover

4W VT-1835

- 4492 - 2700K Warm White
- 4493 - 4000K Day White
- 4494 - 6400K White

EAN Code

- 3800157609678
- 3800157609685
- 3800157609692

BOX QTY.
100



EQ. Watts:	40W	PF:	>0.4
Voltage/Frequency:	AC: 220-240V,50Hz	Beam Angle:	300°
Luminous Flux:	400lm	Base:	E14
Commercial Type:	P45	Body Type:	Glass
LED Type:	Filament	Dimension:	45mm x 77mm
CRI:	>80		

NEW



P45 - E14 Cross Filament Frost Cover

4W VT-1835

- 44921 - 2700K Warm White
- 44931 - 4000K Day White
- 44941 - 6400K White

EAN Code

- 3800157624268
- 3800157624275
- 3800157624282

BOX QTY.
100



EQ. Watts:	40W	PF:	>0.4
Voltage/Frequency:	AC: 220-240V,50Hz	Beam Angle:	300°
Luminous Flux:	400lm	Base:	E14
Commercial Type:	P45	Body Type:	Glass
LED Type:	Filament	Dimension:	45mm x 77mm
CRI:	>80		



G45 - E27 Frost Cover


4W VT-1974

- 4495 - 2700K Warm White
- 4496 - 4000K Day White
- 4497 - 6400K White

EAN Code

- 3800157609708
- 3800157609715
- 3800157609722

BOX QTY.
50



EQ. Watts:	40W	PF:	>0.4
Voltage/Frequency:	AC: 220-240V,50Hz	Beam Angle:	300°
Luminous Flux:	400lm	Base:	E27
Commercial Type:	G45	Body Type:	Glass
LED Type:	Filament	Dimension:	45mm x 75mm
CRI:	>80		



A60 - E27 Frost Cover

4W VT-1934

4486 - 2700K Warm White
4487 - 4000K Day White
4488 - 6400K White

EAN Code

3800157609616
3800157609623
3800157609630

BOX QTY.
50

A+



EQ. Watts:	40W	PF:	>0.4
Voltage/Frequency:	AC: 220-240V,50Hz	Beam Angle:	300°
Luminous Flux:	400lm	Base:	E27
Commercial Type:	A60	Body Type:	Glass
LED Type:	Filament	Dimension:	60mm x 107mm
CRI:	>80		



A60 - E27 Frost Cover

5W VT-2045


7178 - 2700K Warm White
7179 - 4000K Day White
7180 - 6400K White

EAN Code

3800157615549
3800157615556
3800157615563

BOX QTY.
50

A++



EQ. Watts:	50W	PF:	>0.5
Voltage/Frequency:	AC: 220-240V,50Hz	Beam Angle:	300°
Luminous Flux:	600lm	Base:	E27
Commercial Type:	A60	Body Type:	Glass
LED Type:	Filament	Dimension:	60mm x 107mm
CRI:	>80		

NEW



**A60 - E27
Cross Filament Frost Cover**

6W VT-1935

44801 - 2700K Warm White

EAN Code

3800157624091

BOX QTY.
50

A+



EQ. Watts:	55W	PF:	>0.5
Voltage/Frequency:	AC: 220-240V,50Hz	Beam Angle:	300°
Luminous Flux:	660lm	Base:	E27
Commercial Type:	A60	Body Type:	Glass
LED Type:	Filament	Dimension:	60mm x 107mm
CRI:	>80		



A60 - E27 Frost Cover

6W VT-1935

4480 - 2700K Warm White

4481 - 4000K Day White

4482 - 6400K White

EAN Code

3800157609142

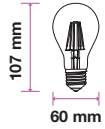
3800157609159

3800157609166

BOX QTY.

50

A+



EQ. Watts:	55W	PF:	>0.5
Voltage/Frequency:	AC: 220-240V,50Hz	Beam Angle:	300°
Luminous Flux:	660lm	Base:	E27
Commercial Type:	A60	Body Type:	Glass
LED Type:	Filament	Dimension:	60mm x 107mm
CRI:	>80		

NEW



**A60 - E27
Cross Filament Frost Cover**

7W VT-2047

71811 - 2700K Warm White

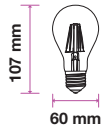
EAN Code

3800157624107

BOX QTY.

50

A++



EQ. Watts:	60W	PF:	>0.5
Voltage/Frequency:	AC: 220-240V,50Hz	Beam Angle:	300°
Luminous Flux:	840lm	Base:	E27
Commercial Type:	A60	Body Type:	Glass
LED Type:	Filament	Dimension:	60mm x 107mm
CRI:	>80		



A60 - E27 Frost Cover

7W VT-2047

7181 - 2700K Warm White

7182 - 4000K Day White

7183 - 6400K White

EAN Code

3800157615570

3800157615587

3800157615594

BOX QTY.

50

A++



EQ. Watts:	60W	PF:	>0.5
Voltage/Frequency:	AC: 220-240V,50Hz	Beam Angle:	300°
Luminous Flux:	840lm	Base:	E27
Commercial Type:	A60	Body Type:	Glass
LED Type:	Filament	Dimension:	60mm x 107mm
CRI:	>80		



A67 - E27 Frost Cover

8W VT-1938

- 4483 - 2700K Warm White
- 4484 - 4000K Day White
- 4485 - 6400K White

EAN Code

- 3800157609586
- 3800157609593
- 3800157609609

BOX QTY.
50



EQ. Watts:	60W	PF:	>0.5
Voltage/Frequency:	AC: 220-240V,50Hz	Beam Angle:	300°
Luminous Flux:	800lm	Base:	E27
Commercial Type:	A67	Body Type:	Glass
LED Type:	Filament	Dimension:	67mm x 123mm
CRI:	>80		



A67 - E27 Frost Cover

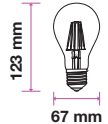
9W VT-2049

- 7184 - 2700K Warm White
- 7185 - 4000K Day White
- 7186 - 6400K White

EAN Code

- 3800157615600
- 3800157615617
- 3800157615624

BOX QTY.
30



EQ. Watts:	80W	PF	>0.5
Voltage/Frequency:	AC: 220-240V,50Hz	Beam Angle:	300°
Luminous Flux:	1100lm	Base:	E27
Commercial Type:	A67	Body Type:	Glass
LED Type:	Filament	Dimension:	67mm x 123mm
CRI:	>80		



A67 - E27 Frost Cover

10W VT-2023

- 7152 - 2700K Warm White
- 7153 - 4000K Day White
- 7154 - 6400K White

EAN Code

- 3800157612173
- 3800157612180
- 3800157612197

BOX QTY.
30



EQ. Watts:	75W	PF	>0.5
Voltage/Frequency:	AC: 220-240V,50Hz	Beam Angle:	300°
Luminous Flux:	1055lm	Base:	E27
Commercial Type:	A67	Body Type:	Glass
LED Type:	Filament	Dimension:	67mm x 123mm
CRI:	>80		



G125 - E27 Frost Cover

7W VT-2067

7189 - 2700K Warm White
7190 - 6400K White

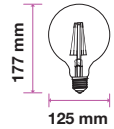
EAN Code

3800157615655
3800157615662

BOX QTY.

12

A++



EQ. Watts:	60W	PF:	>0.5
Voltage/Frequency:	AC: 220-240V, 50Hz	Beam Angle:	300°
Luminous Flux:	840lm	Base:	E27
Commercial Type:	G125	Body Type:	Glass
LED Type:	Filament	Dimension:	125mm x 177mm
CRI:	>80		



Dimmable

G125 - E27 Frost Cover

7W VT-2067D

7191 - 2700K Warm White

EAN Code

3800157615679

BOX QTY.

12

A+



EQ. Watts:	55W	Dimmable:	Yes
Voltage/Frequency:	AC: 220-240V, 50Hz	PF:	>0.5
Luminous Flux:	750lm	Beam Angle:	300°
Commercial Type:	G125	Base:	E27
LED Type:	Filament	Body Type:	Glass
CRI:	>80	Dimension:	125mm x 177mm



G95 - E27 Frost Cover

7W VT-2057

7187 - 2700K Warm White
7188 - 6400K White

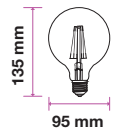
EAN Code

3800157615631
3800157615648

BOX QTY.

12

A+



EQ. Watts:	60W	PF:	>0.5
Voltage/Frequency:	AC: 220-240V, 50Hz	Beam Angle:	300°
Luminous Flux:	840lm	Base:	E27
Commercial Type:	G95	Body Type:	Glass
LED Type:	Filament	Dimension:	95mm x 135mm
CRI:	>80		



A60 - E27 Clear Glass

4W VT-1885

EAN Code

4259 - 2700K Warm White

3800230627179

BOX QTY.

50

A+



EQ. Watts:	40W	PF:	> 0.4
Voltage/Frequency:	AC: 220-240V, 50Hz	Beam Angle:	300°
Luminous Flux:	400lm	Base:	E27
Commercial Type:	A60	Body Type:	Glass
LED Type:	Filament	Dimension:	60mm x 107mm
CRI:	> 80		



Dimmable

Dimmable A60 - E27 Clear Glass

4W VT-1885D

EAN Code

4364 - 2700K Warm White

3800157602907

BOX QTY.

50

A+



EQ. Watts:	30W	Dimmable:	Yes
Voltage/Frequency:	AC: 220-240V, 50Hz	PF:	> 0.5
Luminous Flux:	320lm	Beam Angle:	300°
Commercial Type:	A60	Base:	E27
LED Type:	Filament	Body Type:	Glass
CRI:	> 80	Dimension:	60mm x 107mm

NEW



A60 - E27

Cross Filament Clear Glass

4W VT-1885

EAN Code


42591 - 2700K Warm White

3800157624312

BOX QTY.

50

A+



EQ. Watts:	40W	PF:	> 0.4
Voltage/Frequency:	AC: 220-240V, 50Hz	Beam Angle:	300°
Luminous Flux:	400lm	Base:	E27
Commercial Type:	A60	Body Type:	Glass
LED Type:	Filament	Dimension:	60mm x 107mm
CRI:	> 80		

NEW



**Dimmable A60 - E27
Cross Filament Clear Glass**

4W VT-1885D

EAN Code

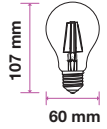
43641 - 2200K Warm White

3800157624305

BOX QTY.

50

A+



EQ. Watts:	30W	Dimmable:	Yes
Voltage/Frequency:	AC: 220-240V, 50Hz	PF:	> 0.5
Luminous Flux:	350lm	Beam Angle:	300°
Commercial Type:	A60	Base:	E27
LED Type:	Filament	Body Type:	Glass
CRI:	> 80	Dimension:	60mm x 107mm



A60 - E27 Clear Glass

6W VT-1887

EAN Code

4272 - 2700K Warm White

4303 - 4000K Day White

3800230627667

3800157600064

BOX QTY.

20

A+



EQ. Watts:	55W	PF:	> 0.5
Voltage/Frequency:	AC: 220-240V, 50Hz	Beam Angle:	300°
Luminous Flux:	660lm	Base:	E27
Commercial Type:	A60	Body Type:	Glass
LED Type:	Filament	Dimension:	60mm x 107mm
CRI:	> 80		



A60 - E27 Clear Glass

8W VT-1988

EAN Code

4363 - 2700K Warm White

3800157602891

BOX QTY.

100

A++



EQ. Watts:	75W	PF:	>0.5
Voltage/Frequency:	AC:220-240V, 50/60Hz	Beam Angle:	300°
Luminous Flux:	1000lm	Base:	E27
Commercial Type:	A60	Body Type:	Glass
LED Type:	Filament	Dimension:	60mm x 105mm
CRI:	>80		



A67 - E27 Clear Glass

8W VT-1989

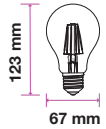
4406 - 2700K Warm White

EAN Code

3800157605342

BOX QTY.
50

A++



EQ. Watts:	75W	PF:	>0.5
Voltage/Frequency:	AC:220-240V,50Hz	Beam Angle:	300°
Luminous Flux:	1000lm	Base:	E27
Commercial Type:	A67	Body Type:	Glass
LED Type:	Filament	Dimension:	67mm x 123mm
CRI:	>80		



A67 - E27 Clear Glass

8W VT-1978

4407 - 2700K Warm White

4408 - 4000K Day White

4409 - 6400K White

EAN Code


3800157606165

3800157606172

3800157606189

BOX QTY.
100

A+



EQ. Watts:	60W	PF:	>0.5
Voltage/Frequency:	AC:220-240V,50Hz	Beam Angle:	300°
Luminous Flux:	800lm	Base:	E27
Commercial Type:	A67	Body Type:	Glass
LED Type:	Filament	Dimension:	67mm x 123mm
CRI:	>80		



A67 - E27 Clear Glass

10W VT-1981

4410 - 2700K Warm White

4411 - 4000K Day White

4412 - 6400K White

EAN Code

3800157606196

3800157606202

3800157606219

BOX QTY.
50

A+



EQ. Watts:	75W	PF:	>0.5
Voltage/Frequency:	AC:220-240V,50Hz	Beam Angle:	300°
Luminous Flux:	1055lm	Base:	E27
Commercial Type:	A67	Body Type:	Glass
LED Type:	Filament	Dimension:	67mm x 123mm
CRI:	>80		



Candle - B22 Clear Glass

4W VT-2064

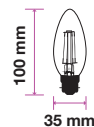
EAN Code

7225 - 2700K Warm White

3800157617550

BOX QTY.
100

A+



EQ. Watts:	40W	PF:	>0.4
Voltage/Frequency:	AC:220-240V,50Hz	Beam Angle:	300°
Luminous Flux:	400lm	Base:	B22
Commercial Type:	Candle	Body Type:	Glass
LED Type:	Filament	Dimension:	35mm x 100mm
CRI:	>80		



G45 - B22 Clear Glass

4W VT-2074

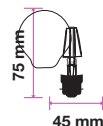
EAN Code

7226 - 2700K Warm White

3800157617567

BOX QTY.
100

A+



EQ. Watts:	40W	PF	> 0.4
Voltage/Frequency:	AC: 220-240V, 50Hz	Beam Angle:	300°
Luminous Flux:	400lm	Base:	B22
Commercial Type:	G45	Body Type:	Glass
LED Type:	Filament	Dimension:	45mm x 75mm
CRI:	> 80		



A60 - B22 Clear Glass

5W VT-2035

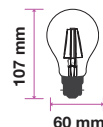
EAN Code

7170 - 2700K Warm White

3800157615464

BOX QTY.
50

A++



EQ. Watts:	50W	PF:	>0.5
Voltage/Frequency:	AC:220-240V,50Hz	Beam Angle:	300°
Luminous Flux:	600lm	Base:	B22
Commercial Type:	A60	Body Type:	Glass
LED Type:	Filament	Dimension:	60mm x 107mm
CRI:	>80		



ST26 - E14 Clear Glass

2W VT-1952

4444 - 2700K Warm White

4445 - 4000K Day White

4446 - 6400K White

EAN Code

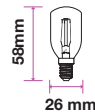
3800157607858

3800157607865

3800157607872

BOX QTY.

100



EQ. Watts:	20W	PF:	> 0.4
Voltage/Frequency:	AC:220-240V,50Hz	Beam Angle:	300°
Luminous Flux:	180lm	Base:	E14
Commercial Type:	ST 26	Body Type:	Glass
LED Type:	Filament	Dimension:	26mm x 58mm
CRI:	>80		



Dimmable Candle - E14 Clear Glass

4W VT-1986D

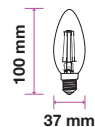
4365 - 2700K Warm White

EAN Code

3800157602914

BOX QTY.

100



EQ. Watts:	30W	Dimmable:	Yes
Voltage/Frequency:	AC:220-240V, 50Hz	PF:	>0.5
Luminous Flux:	350lm	Beam Angle:	300°
Commercial Type:	Candle	Base:	E14
LED Type:	Filament	Body Type:	Glass
CRI:	>80	Dimension:	37mm x 100mm



ST64 -E27 Clear Glass

4W VT-2105D

7414 - 2700K Warm White

EAN Code

3800157630320

BOX QTY.

50



EQ. Watts:	45W	PF:	>0.5
Voltage/Frequency:	AC:220-240V, 50Hz	Beam Angle:	300°
Luminous Flux:	490lm	Base:	E27
Commercial Type:	ST64	Body Type:	Glass
LED Type:	Filament	Dimension:	64mm x 145mm
CRI:	>80		

NEW



Candle - E14
Cross Filament Clear Glass

4W VT-1986

43011 - 2700K Warm White
44141 - 6400K White

EAN Code

3800157624114
3800157624121

BOX QTY.

100

A+



EQ. Watts:	40W	PF:	> 0.4
Voltage/Frequency:	AC: 220-240V, 50Hz	Beam Angle:	300°
Luminous Flux:	400lm	Base:	E14
Commercial Type:	Candle	Body Type:	Glass
LED Type:	Filament	Dimension:	35mm x 100mm
CRI:	> 80		

NEW



Dimmable Candle - E14
Cross Filament Clear Glass

4W VT-1986D

43651 - 2700K Warm White

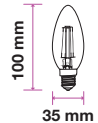
EAN Code

3800157624176

BOX QTY.

100

A+



EQ. Watts:	30W	Dimmable:	Yes
Voltage/Frequency:	AC:220-240V, 50Hz	PF:	>0.5
Luminous Flux:	350lm	Beam Angle:	300°
Commercial Type:	Candle	Base:	E14
LED Type:	Filament	Body Type:	Glass
CRI:	>80	Dimension:	35mm x 100mm

Candle - E14 Clear Glass

4W VT-1986

4301 - 2700K Warm White
4413 - 4000K Day White
4414 - 6400K White

EAN Code

3800230629951
3800157606226
3800157606233

BOX QTY.

100

A+



EQ. Watts:	40W	PF:	> 0.4
Voltage/Frequency:	AC: 220-240V, 50Hz	Beam Angle:	300°
Luminous Flux:	400lm	Base:	E14
Commercial Type:	Candle	Body Type:	Glass
LED Type:	Filament	Dimension:	35mm x 100mm
CRI:	> 80		

NEW



Candle - E14
Cross Filament Clear Glass

4W VT-1985

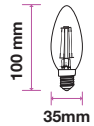
EAN Code

43071 - 2700K Warm White

3800157624183

BOX QTY.
100

A+



EQ. Watts:	40W	PF:	> 0.4
Voltage/Frequency:	AC: 220-240V, 50Hz	Beam Angle:	300°
Luminous Flux:	400lm	Base:	E14
Commercial Type:	Candle Flame	Body Type:	Glass
LED Type:	Filament	Dimension:	35mm x 100mm
CRI:	> 80		



Candle - E14 Clear Glass

4W VT-1985

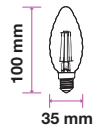
EAN Code

4307 - 2700K Warm White

3800157600347

BOX QTY.
100

A+



EQ. Watts:	40W	PF:	> 0.4
Voltage/Frequency:	AC: 220-240V, 50Hz	Beam Angle:	300°
Luminous Flux:	400lm	Base:	E14
Commercial Type:	Candle	Body Type:	Glass
LED Type:	Filament	Dimension:	35mm x 100mm
CRI:	> 80		



Dimmable Candle - E14 Clear Glass

4W VT-1985D

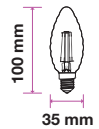
EAN Code

4367 - 2700K Warm White

3800157602938

BOX QTY.
100

A+



EQ. Watts:	30W	Dimmable:	Yes
Voltage/Frequency:	AC:220-240V, 50Hz	PF:	>0.5
Luminous Flux:	320lm	Beam Angle:	300°
Commercial Type:	Candle	Base:	E14
LED Type:	Filament	Body Type:	Glass
CRI:	>80	Dimension:	35mm x 100mm



Candle Flame - E14 Clear Glass

4W VT-1995

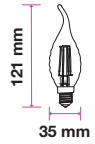
EAN Code

BOX QTY. **100**

4308 - 2700K Warm White
4431 - 4000K Day White
4432 - 6400K White

3800157600354
3800157606455
3800157606462

A+



EQ. Watts:	40W	PF:	> 0.4
Voltage/Frequency:	AC: 220-240V, 50Hz	Beam Angle:	300°
Luminous Flux:	400lm	Base:	E14
Commercial Type:	Candle Flame	Body Type:	Glass
LED Type:	Filament	Dimension:	35mm x 121mm
CRI:	> 80		



Dimmable Candle Flame E14 Clear Glass

4W VT-1995D

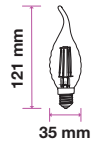
EAN Code

BOX QTY. **100**

4388 - 2700K Warm White

3800157603973

A+



Dimmable

EQ. Watts:	30W	Dimmable:	Yes
Voltage/Frequency:	AC: 220-240V, 50Hz	PF:	> 0.5
Luminous Flux:	320lm	Beam Angle:	300°
Commercial Type:	Candle Flame	Base:	E14
LED Type:	Filament	Body Type:	Glass
CRI:	> 80	Dimension:	35mm x 121mm

NEW



Dimmable Candle Flame E14 Cross Filament Clear Glass

4W VT-1995D

EAN Code

BOX QTY. **100**

43881 - 2700K Warm White

3800157624251

A+



Dimmable

EQ. Watts:	30W	Dimmable:	Yes
Voltage/Frequency:	AC: 220-240V, 50Hz	PF:	> 0.5
Luminous Flux:	350lm	Beam Angle:	300°
Commercial Type:	Candle Flame	Base:	E14
LED Type:	Filament	Body Type:	Glass
CRI:	> 80	Dimension:	35mm x 121mm



Candle Flame - E14 Clear Glass

4W VT-1997

EAN Code

4302 - 2700K Warm White

3800230629968

4429 - 4000K Day White

3800157606431

4430 - 6400K White

3800157606448

BOX QTY.
100

A+



EQ. Watts:	40W	PF:	> 0.4
Voltage/Frequency:	AC: 220-240V, 50Hz	Beam Angle:	300°
Luminous Flux:	400lm	Base:	E14
Commercial Type:	Candle Flame	Body Type:	Glass
LED Type:	Filament	Dimension:	35mm x 121mm
CRI:	> 80		

NEW



Candle Flame E14 Cross Filament Clear Glass

4W VT-1997

EAN Code

44291 - 4000K Day White

3800157624190

44301 - 6400K White

3800157624206

BOX QTY.
100

A+



EQ. Watts:	40W	PF:	> 0.4
Voltage/Frequency:	AC: 220-240V, 50Hz	Beam Angle:	300°
Luminous Flux:	400lm	Base:	E14
Commercial Type:	Candle Flame	Body Type:	Glass
LED Type:	Filament	Dimension:	35mm x 121mm
CRI:	> 80		



Dimmable Candle Flame E14 Clear Glass

4W VT-1997D

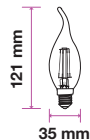
EAN Code

4366 - 2700K Warm White

3800157602921

BOX QTY.
100

A+



EQ. Watts:	30W	Dimmable:	Yes
Voltage/Frequency:	AC:220-240V, 50Hz	PF:	>0.5
Luminous Flux:	400lm	Beam Angle:	300°
Commercial Type:	Candle Flame	Base:	E14
LED Type:	Filament	Body Type:	Glass
CRI:	>80	Dimension:	35mm x 121mm

NEW




G45 - E27
Cross Filament Clear Glass

4W VT-1980 EAN Code
43061 - 2700K Warm White 3800157624329

BOX QTY.
100

A+



EQ. Watts:	40W	PF:	> 0.4
Voltage/Frequency:	AC: 220-240V, 50Hz	Beam Angle:	300°
Luminous Flux:	400lm	Base:	E27
Commercial Type:	G45	Body Type:	Glass
LED Type:	Filament	Dimension:	45mm x 75mm
CRI:	> 80		



G45 - E27 Clear Glass

4W VT-1980 EAN Code
4306 - 2700K Warm White 3800157600330
4427 - 4000K Day White 3800157606417
4428 - 6400K White 3800157606424

BOX QTY.
100

A+



EQ. Watts:	40W	PF:	> 0.4
Voltage/Frequency:	AC: 220-240V, 50Hz	Beam Angle:	300°
Luminous Flux:	400lm	Base:	E27
Commercial Type:	G45	Body Type:	Glass
LED Type:	Filament	Dimension:	45mm x 75mm
CRI:	> 80		



PINK

SKU Code 7410 - PINK
EAN Code 3800157630269



Green

SKU Code 7411 - Green
EAN Code 3800157630276



BLUE

SKU Code 7412 - Blue
EAN Code 3800157630283



RED

SKU Code 7413 - RED
EAN Code 3800157630290

NEW

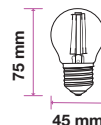
G45 -Color E27 Bulb

2W VT-2132



BOX QTY.
 100

EQ. Watts:	10W	PF:	> 0.4
Voltage/Frequency:	AC:220-240V,50Hz	Beam Angle:	300°
Luminous Flux:	60lm	Base:	E27
Commercial Type:	G45	Body Type:	Glass
LED Type:	Filament	Dimension:	45mm x 75mm
CRI:	>80		





P45 - E14 Clear Glass

4W VT-1996

4300 - 2700K Warm White
4425 - 4000K Day White
4426 - 6400K White

EAN Code

3800230629944
3800157606394
3800157606400

BOX QTY.
100



EQ. Watts:	40W	PF:	> 0.4
Voltage/Frequency:	AC: 220-240V, 50Hz	Beam Angle:	300°
Luminous Flux:	400lm	Base:	E14
Commercial Type:	P45	Body Type:	Glass
LED Type:	Filament	Dimension:	45mm x 77mm
CRI:	> 80		

NEW



**P45 - E14
Cross Filament Clear Glass**

4W VT-1996

43001 - 2700K Warm White
44251 - 4000K Day White

EAN Code

3800157624138
3800157628600

BOX QTY.
100



EQ. Watts:	40W	PF:	> 0.4
Voltage/Frequency:	AC: 220-240V, 50Hz	Beam Angle:	300°
Luminous Flux:	400lm	Base:	E14
Commercial Type:	P45	Body Type:	Glass
LED Type:	Filament	Dimension:	45mm x 75mm
CRI:	> 80		



Dimmable P45- E14 Clear Glass

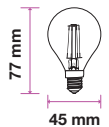
4W VT-1996D

4394 - 2700K Warm White

EAN Code

3800157604314

BOX QTY.
100



EQ. Watts:	30W	Dimmable:	Yes
Voltage/Frequency:	AC:220-240V,50Hz	PF	>0.5
Luminous Flux:	320lm	Beam Angle:	300°
Commercial Type:	P45	Base:	E14
LED Type:	Filament	Body Type:	Glass
CRI:	>80	Dimension:	45mm x 77mm



Dimmable G125 - E27 Clear Glass

4W VT-1994D

EAN Code

4399 - 2700K Warm White

3800157605021

BOX QTY.

20



EQ. Watts:	30W	Dimmable:	Yes
Voltage/Frequency:	AC:220-240V,50Hz	PF:	>0.5
Luminous Flux:	320lm	Beam Angle:	300°
Commercial Type:	G125	Base:	E27
LED Type:	Filament	Body Type:	Glass
CRI:	>80	Dimension:	125mm x 177mm



G125 - E27 Clear Glass

6W VT-1983

EAN Code

4304 - 2700K Warm White

3800157600316

BOX QTY.

12



EQ. Watts:	60W	PF:	> 0.5
Voltage/Frequency:	AC: 220-240V, 50Hz	Beam Angle:	300°
Luminous Flux:	660lm	Base:	E27
Commercial Type:	G125	Body Type:	Glass
LED Type:	Filament	Dimension:	125mm x 177mm
CRI:	> 80		



G95- E27 Clear Glass

6W VT-1993

EAN Code

4305 - 2700K Warm White

3800157600323

BOX QTY.

12



EQ. Watts:	60W	PF	> 0.5
Voltage/Frequency:	AC: 220-240V, 50Hz	Beam Angle:	300°
Luminous Flux:	550lm	Base:	E27
Commercial Type:	G95	Body Type:	Glass
LED Type:	Filament	Dimension:	95mm x 135mm
CRI:	> 80		



G125 - E27 Clear Glass

10W VT-1979

- 4422 - 2700K Warm White
- 4423 - 4500K Day White
- 4424 - 6000K White

EAN Code

- 3800157606363
- 3800157606370
- 3800157606387

BOX QTY.
50

A+



EQ. Watts:	75W	PF:	>0.5
Voltage/Frequency:	AC:220-240V,50Hz	Beam Angle:	300°
Luminous Flux:	1055lm	Base:	E27
Commercial Type:	G125	Body Type:	Glass
LED Type:	Filament	Dimension:	125mm x 177 mm
CRI:	>80		

Converter Holder For LED Bulbs



B22-E14 Converter

SKU Code **3420**

BOX QTY.
250



LED String Light With Euro Plug And WP Socket

VT-713

SKU Code **3673**

BOX QTY.
04

15 Meter Long String

15 Holders With 1 Meter Distance

LED Spotlights

Introducing a sustainable and energy efficient replacement for power consuming 35W and 50W Halogen Spotlights. An extensive range of LED Spotlights (1.2W-8W)



Product Features

- Uses 80% less energy than Standard Bulbs
- Excellent Heat Radiation Efficiency
- Customized exterior for stronger body
- Choice of beam angle from 38° to 300°
- Premium Quality Power Driver
- Broad Range of holders like GU10, MR16, G9 and G4
- Wide Voltage Range from AC: 180 - 240 V , 50/60 Hz & 12 v options
- Dimmable & Non Dimmable options

Applications

Perfect choice for Hotels, Bars, Commercial & Residential Lighting and Exhibition Stands

GU 10 with Lens

7W VT-2666

1657 - 3000K Warm White
1658 - 4000K Day White
1659 - 6400K White

EAN Code

3800157601641
3800157601658
3800157601665

BOX QTY.
 200

 A+



EQ. Watts:	50W	PF:	>0.5
Voltage/Frequency:	AC:220-240V,50Hz	Beam Angle:	38°
Luminous Flux:	550lm	Base:	GU10
LED Type:	SMD	Body Type:	Plastic
CRI:	>80	Dimension:	50mm x 57mm



Dimmable GU 10 with Lens

7W VT-2886D

1666 - 3000K Warm White
1667 - 4000K Day White
1668 - 6400K White

EAN Code

3800157602075
3800157602082
3800157602099

BOX QTY.
 200

 A+



EQ. Watts:	50W	PF:	>0.5
Voltage/Frequency:	AC:220-240V,50Hz	Beam Angle:	38°
Luminous Flux:	550lm	Base:	GU10
LED Type:	SMD	Body Type:	Plastic
CRI:	>80	Dimension:	50mm x 57mm
Dimmable:	Yes		

GU 10 with Lens

7W VT-2778

1672 - 3000K Warm White
1673 - 4000K Day White
1674 - 6400K White

EAN Code

3800157602136
3800157602143
3800157602150

BOX QTY.
 200

 A+



EQ. Watts:	45W	PF:	>0.5
Voltage/Frequency:	AC: 220-240V,50Hz	Beam Angle:	110°
Luminous Flux:	500lm	Base:	GU10
LED Type:	SMD	Body Type:	Plastic
CRI:	> 80	Dimension:	50mm x 57mm



MR 16 with Lens

7W VT-1967

1663 - 3000K Warm White

1664 - 4000K Day White

1665 - 6400K White

EAN Code

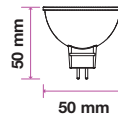
3800157602044

3800157602051

3800157602068

BOX QTY.
200

A+



EQ. Watts:	50W	PF:	>0.5
Voltage/Frequency:	AC/DC: 12V,50Hz	Beam Angle:	38°
Luminous Flux:	550lm	Base:	GU5.3
LED Type:	SMD	Body Type:	Plastic
CRI:	>80	Dimension:	50mm x 50mm



GU 10 with Lens

8W VT-2889

1693 - 3000K Warm White

1694 - 4000K Day White

1695 - 6400K White

EAN Code

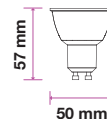
3800157608947

3800157608954

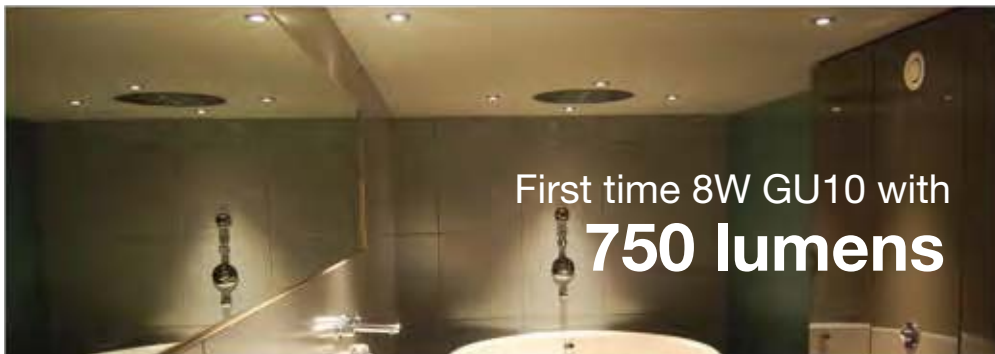
3800157608961

BOX QTY.
200

A+



EQ. Watts:	80W	PF:	> 0.5
Voltage/Frequency:	AC: 220-240V,50Hz	Beam Angle:	38°
Luminous Flux:	750lm	Base:	GU10
LED Type:	SMD	Body Type:	Plastic
CRI:	> 80	Dimension:	50mm x 55mm



First time 8W GU10 with
750 lumens



Milky Cover GU10

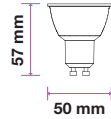
7W VT-2779

- 1682 - 3000K Warm White
- 1683 - 4000K Day White
- 1684 - 6400K White

EAN Code

- 3800157605359
- 3800157605366
- 3800157605373

BOX QTY. **200**



EQ. Watts:	45W	PF:	>0.5
Voltage/Frequency:	AC:220-240V,50Hz	Beam Angle:	110°
Luminous Flux:	500lm	Base:	GU10
LED Type:	SMD	Body Type:	Plastic
CRI:	>80	Dimension:	50mm x 57mm



Dimmable Milky Cover GU10

7W VT-2887D

- 1669 - 3000K Warm White
- 1670 - 4000K Day White
- 1671 - 6400K White

EAN Code

- 3800157602105
- 3800157602112
- 3800157602129

BOX QTY. **200**



EQ. Watts:	45W	PF:	>0.5
Voltage/Frequency:	AC:220-240V,50Hz	Beam Angle:	110°
Luminous Flux:	500lm	Base:	GU10
LED Type:	SMD	Body Type:	Plastic
CRI:	>80	Dimension:	50mm x 57mm
Dimmable:	Yes		



Milky Cover MR16

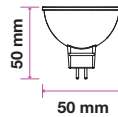
7W VT-1977

- 1688 - 3000K Warm White
- 1689 - 4000K Day White
- 1690 - 6400K White

EAN Code

- 3800157606950
- 3800157606967
- 3800157606974

BOX QTY. **200**



EQ. Watts:	45W	PF:	>0.5
Voltage/Frequency:	AC/DC: 12V,50Hz	Beam Angle:	110°
Luminous Flux:	500lm	Base:	GU5.3
LED Type:	SMD	Body Type:	Plastic
CRI:	>80	Dimension:	50mm x 50mm

NEW



Dimmable Spotlight- GU10

6.5W VT-2108D

EAN Code

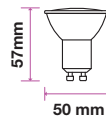
BOX QTY.
50



Dimmable

7306 - 3000K Warm White
7307 - 4000K Day White
7308 - 6400K White

3800157623964
3800157623971
3800157623988



EQ. Watts:	40W	Dimmable:	Yes
Voltage/Frequency:	AC:220-240V,50Hz	PF:	> 0.5
Luminous Flux:	450lm	Beam Angle:	38°
LED Type:	SMD	Base:	GU10
CRI:	> 80	Body Type:	Plastic
		Dimension:	50mm x 57mm

NEW



LED Spotlight- GU10

6W VT-2107

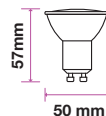
EAN Code

BOX QTY.
50



7303 - 3000K Warm White
7304 - 4000K Day White
7305 - 6400K White

3800157623933
3800157623940
3800157623957



EQ. Watts:	40W	PF:	> 0.5
Voltage/Frequency:	AC:220-240V,50Hz	Beam Angle:	110°
Luminous Flux:	500lm	Base:	GU10
LED Type:	SMD	Body Type:	Plastic
CRI:	> 80	Dimension:	50mm x 57mm

NEW



Milky Cover GU10

6W VT-2096

7310 - 3000K Warm White
7311 - 4000K Day White
7312 - 6400K White

EAN Code

3800157624435
3800157624459
3800157624442

BOX QTY.
200

A+



EQ. Watts:	45W	PF:	>0.5
Voltage/Frequency:	AC: 220-240V, 50Hz	Beam Angle:	110°
Luminous Flux:	500LM	Base:	GU10
LED Type:	SMD	Body Type:	Plastic
CRI:	>80	Dimension:	50mm x 57mm

NEW



Milky Cover GU10

5W VT-2095

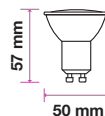
EAN Code

7269 - 3000K Warm White
7270 - 4000K Day White
7271 - 6400K White

3800157623018
3800157623025
3800157623032

BOX QTY.
60

A+



EQ. Watts:	35W	PF:	>0.4
Voltage/Frequency:	AC:220-240V,50Hz	Beam Angle:	110°
Luminous Flux:	400lm	Base:	GU10
LED Type:	SMD	Body Type:	Plastic
CRI:	>80	Dimension:	50mm x 57mm



Milky Cover GU10

5W VT-1975

1685 - 3000K Warm White
1686 - 4000K Day White
1687 - 6400K White

EAN Code

3800157606240
3800157606257
3800157606264

BOX QTY.
200

A+



EQ. Watts:	40W	PF:	>0.4
Voltage/Frequency:	AC:220-240V,50Hz	Beam Angle:	110°
Luminous Flux:	320lm	Base:	GU10
LED Type:	SMD	Body Type:	Plastic
CRI:	>80	Dimension:	50mm x 57mm



Milky Cover GU10

3W VT-1933

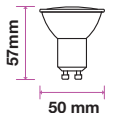
7126 - 3000K Warm White
7127 - 4000K Day White
7128 - 6400K White

EAN Code

3800157610148
3800157610155
3800157610162

BOX QTY.
200

A+



EQ. Watts:	25W	PF:	>0.4
Voltage/Frequency:	AC:220-240V,50Hz	Beam Angle:	110°
Luminous Flux:	210lm	Base:	GU10
LED Type:	SMD	Body Type:	Plastic
CRI:	>80	Dimension:	50mm x 57mm

GU10 Spotlight

2W VT-2002

7167 - 3000K Warm White
7168 - 4000K Day White
7169 - 6400K White

EAN Code

3800157612807
3800157612814
3800157612821

BOX QTY.
200

A+



EQ. Watts:	15W	PF:	>0.4
Voltage/Frequency:	AC:220-240V,50Hz	Beam Angle:	38°
Luminous Flux:	180lm	Base:	GU10
LED Type:	SMD	Body Type:	Plastic
CRI:	>80	Dimension:	35mm x 46.5mm

MR 11 Spot light

2W VT-1992

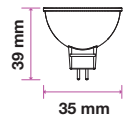
1679 - 3000K Warm White
1680 - 4000K Day White
1681 - 6400K White

EAN Code

3800157605038
3800157605045
3800157605052

BOX QTY.
200

A+



EQ. Watts:	15W	PF:	>0.4
Voltage/Frequency:	AC/DC:12V,50/60Hz	Beam Angle:	38°
Luminous Flux:	140lm	Base:	GU4
LED Type:	SMD	Body Type:	Plastic
CRI:	>80	Dimension:	35mm x 39mm

LED Spotlights

NEW



LED Spotlight-Square

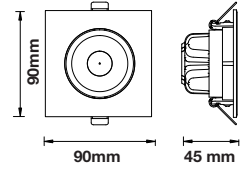
5W VT-1100

7332 - 3000K Warm White
7333 - 4000K Day White
7334 - 6400K White

BOX QTY.
50

EAN Code

3800157624855
3800157624862
3800157624879



A+

EQ. Watts:	35W	PF:	>0.9
Voltage/Frequency:	AC:100-240V,50/60Hz	Beam Angle:	68°
Luminous Flux:	350lm	Body Type:	PC+ABS
LED Type:	SMD	Dimension:	90 x 90 x 45mm
CRI:	>80	Cutting Size:	Ø75mm

NEW



LED Spotlight-Round

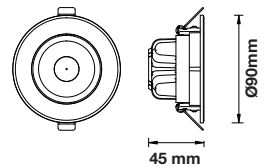
5W VT-1100

7329 - 3000K Warm White
7330 - 4000K Day White
7331 - 6400K White

BOX QTY.
50

EAN Code

3800157624824
3800157624831
3800157624848



A+

EQ. Watts:	35W	PF:	>0.9
Voltage/Frequency:	AC:100-240V,50/60Hz	Beam Angle:	68°
Luminous Flux:	350lm	Body Type:	PC+ABS
LED Type:	SMD	Dimension:	Ø90mm x 45mm
CRI:	>80	Cutting Size:	Ø75mm



BOX QTY.
100

A+

Recessed GX53

7W VT-1969

EQ. Watts: **45W**

EQ. Watts: **45W**
 Voltage/Frequency: **AC:220-240V,50Hz**
 Luminous Flux: **550lm**
 Commercial Type: **GX53**
 LED Type: **SMD**
 CRI: **> 80**

3800157607032
 3800157607049
 3800157607056

4437 - 3000K Warm White
4438 - 4000K Day White
4439 - 6400K White

EQ. Watts:	45W	PF:	> 0.5
Voltage/Frequency:	AC:220-240V,50Hz	Beam Angle:	110°
Luminous Flux:	550lm	Base:	Recessed GX53
Commercial Type:	GX53	Body Type:	Thermoplastic
LED Type:	SMD	Dimension:	75mmx 29mm
CRI:	> 80		



G4 Spot light 1pc Pack

1.5W VT-1942

EQ. Watts: **15W**

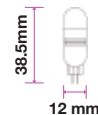
4463 - 3000K Warm White
4464 - 4000K Day White
4465 - 6400K White

3800157608978
 3800157608985
 3800157608992

BOX QTY.
400

A+

EQ. Watts:	15W	PF:	>0.4
Voltage/Frequency:	AC/DC:12V	Beam Angle:	300°
Luminous Flux:	100lm	Base:	G4
LED Type:	SMD	Body Type:	Plastic
CRI:	> 80	Dimension:	12mm x 38.5mm



NEW



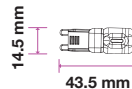
G9 Spotlight 2W VT-2102

7337 - 3000K Warm White
7338 - 4000K Day White
7339 - 6000K White

BOX QTY.
400

EAN Code
3800157625210
3800157625227
3800157625234

A++



EQ. Watts:	20W	PF:	>0.4
Voltage/Frequency:	AC: 200-240V,50/60Hz	Beam Angle:	230°
Luminous Flux:	230lm	Base:	G9
LED Type:	COB	Body Type:	GLASS
CRI:	>80	Dimension:	14.5mm x 43.5mm

NEW



G9 Spotlight -Blister Pack

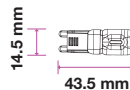
2W VT-2102

EAN Code
3800157625630

7340 - 3000K Warm White

BOX QTY.
200

A++



EQ. Watts:	20W	PF:	>0.4
Voltage/Frequency:	AC: 200-240V,50/60Hz	Beam Angle:	230°
Luminous Flux:	230lm	Base:	G9
LED Type:	COB	Body Type:	GLASS
CRI:	>80	Dimension:	14.5mm x 43.5mm



G9 Spot light

2.5W VT-1946

7205 - 3000K Warm White 3800157616317
 7206 - 4000K Day White 3800157616324
 7207 - 6400K White 3800157616331

BOX QTY.
400

1pc Pack

EAN Code

BOX QTY.
100

3pc Blister Pack EAN Code

4358 - 3000K Warm White 3800157602716
 4359 - 4000K Day White 3800157602723
 4360 - 6400K White 3800157602730

EQ. Watts:	25W	PF:	>0.4
Voltage/Frequency:	AC: 220-240V,50Hz	Beam Angle:	300°
Luminous Flux:	200lm	Base:	G9
LED Type:	SMD	Body Type:	Plastic
CRI:	>80	Dimension:	16.5mm x 48.7mm



G9 Spot light

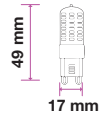
3W VT-2003

7243 - 2700K Warm White 3800157620161
 7244 - 4000K Day White 3800157620178
 7245 - 6400K White 3800157620185

EAN Code

BOX QTY.
500

A+



EQ. Watts:	30W	PF:	>0.4
Voltage/Frequency:	AC:220-240V,50Hz	Beam Angle:	300°
Luminous Flux:	300lm	Base:	G9
LED Type:	SMD	Body Type:	Plastic
CRI:	>80	Dimension:	17mm x 49mm



Dimmable

Dimmable Milky Cover-G9

3W VT-2083D

7253 - 2700K Warm White 3800157621656
 7254 - 4000K Day White 3800157621663
 7255 - 6400K White 3800157621670

EAN Code

BOX QTY.
500

A+



EQ. Watts:	30W	PF:	>0.4
Voltage/Frequency:	AC:220-240V,50Hz	Beam Angle:	360°
Luminous Flux:	225lm	Base:	G9
LED Type:	SMD	Body Type:	Plastic
CRI:	>80	Dimension:	18.5mm x 55.5mm
Dimmable:	Yes		



**SURFACE MOUNTED
GU10 FITTINGS**

Easy Installation
Elegant Design

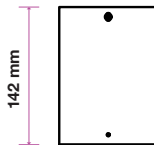
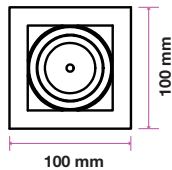


GU10 SOCKET
NOT INCLUDED

GU10 Fittings
Surface Mounted

BOX QTY.
50

Model No	VT-797
Colour:	White
SKU Code:	3630
Holder:	GU10
Material:	Ferrum
Dimension:	142 x 100 x 100 mm
EAN Code:	3800157612074

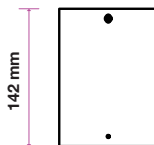
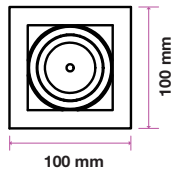


GU10 SOCKET
NOT INCLUDED

GU10 Fittings
Surface Mounted

BOX QTY.
50

Model No	VT-797
Colour:	Black
SKU Code:	3631
Holder:	GU10
Material:	Ferrum
Dimension:	142 x 100 x 100 mm
EAN Code:	3800157612081

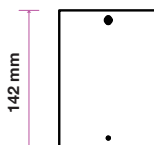
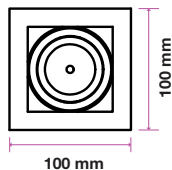


GU10 SOCKET
NOT INCLUDED

GU10 Fittings
Surface Mounted

BOX QTY.
50

Model No	VT-797
Colour:	Satin Nickle
SKU Code:	3632
Holder:	GU10
Material:	Ferrum
Dimension:	142 x 100 x 100 mm
EAN Code:	3800157612098



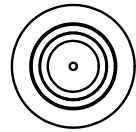


GU10 SOCKET
■ NOT INCLUDED ■

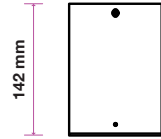
GU10 Fittings
Surface Mounted

BOX QTY.
 50

Model No	VT-796
Colour:	White
SKU Code:	3627
Holder:	GU10
Material:	Ferrum
Dimension:	142 x 100 mm
EAN Code:	3800157612043



Ø100 mm



142 mm

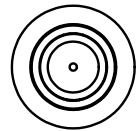


GU10 SOCKET
■ NOT INCLUDED ■

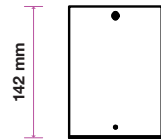
GU10 Fittings
Surface Mounted

BOX QTY.
 50

Model No	VT-796
Colour:	Black
SKU Code:	3628
Holder:	GU10
Material:	Ferrum
Dimension:	142 x 100 mm
EAN Code:	3800157612050



Ø100 mm



142 mm

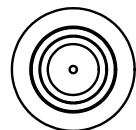


GU10 SOCKET
■ NOT INCLUDED ■

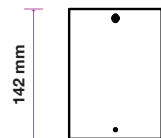
GU10 Fittings
Surface Mounted

BOX QTY.
 50

Model No	VT-796
Colour:	Satin Nickel
SKU Code:	3629
Holder:	GU10
Material:	Ferrum
Dimension:	142 x 100 mm
EAN Code:	3800157612067



Ø100 mm



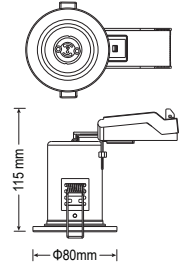
142 mm

NEW



Satin Nickel - GU10 Fixed Fire Rated Downlight Fitting

Model No	VT-701
SKU Code:	3680
Base	GU10
Material:	Steel
Shape:	Round
Color of Fixture:	Satin Nickel
Dimension:	80 x 115mm
Cutting Size:	65mm
EAN Code:	3800157626859
IP Rating:	IP20

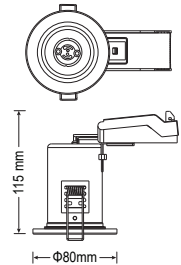


NEW



White - GU10 Fixed Fire Rated Downlight Fitting

Model No	VT-701
SKU Code:	3681
Base	GU10
Material:	Steel
Shape:	Round
Color of Fixture:	White
Dimension:	80 x 115mm
Cutting Size:	65mm
EAN Code:	3800157626866
IP Rating:	IP20

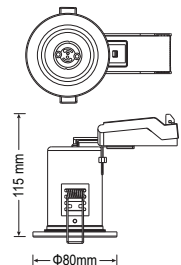


NEW



Chrome - GU10 Fixed Fire Rated Downlight Fitting

Model No	VT-701
SKU Code:	3682
Base	GU10
Material:	Steel
Shape:	Round
Color of Fixture:	Chrome
Dimension:	80 x 115mm
Cutting Size:	65mm
EAN Code:	3800157626873
IP Rating:	IP20



NEW



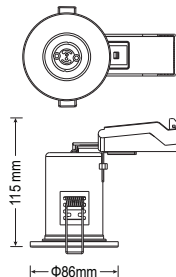
90min

BOX QTY.
40

IP65
RATED

Satin Nickel - GU10 Shower Fire Rated Downlight Fitting

Model No	VT-702
SKU Code:	3683
Base	GU10
Material:	Steel
Shape:	Round
Color of Fixture:	Satin Nickel
Dimension:	86 x 115mm
Cutting Size:	65mm
EAN Code:	3800157626880
IP Rating:	IP65



NEW



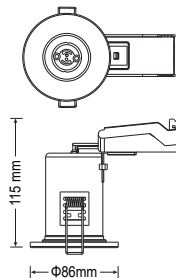
90min

BOX QTY.
40

IP65
RATED

White - GU10 Fixed Fire Rated Downlight Fitting

Model No	VT-702
SKU Code:	3684
Base	GU10
Material:	Steel
Shape:	Round
Color of Fixture:	White
Dimension:	86 x 115mm
Cutting Size:	65mm
EAN Code:	3800157626897
IP Rating:	IP65



NEW



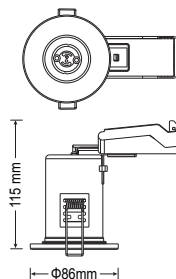
90min

BOX QTY.
40

IP65
RATED

Chrome - GU10 Fixed Fire Rated Downlight Fitting

Model No	VT-702
SKU Code:	3685
Base	GU10
Material:	Steel
Shape:	Round
Color of Fixture:	Chrome
Dimension:	86 x 115mm
Cutting Size:	65mm
EAN Code:	3800157626903
IP Rating:	IP65



NEW

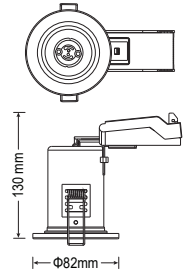


90min

BOX QTY.
40

Satin Nickel - GU10 Tilt Fire Rated Downlight Fitting

Model No	VT-703
SKU Code:	3686
Base	GU10
Material:	Steel
Shape:	Round
Color of Fixture:	Satin Nickel
Dimension:	82 x 130mm
Cutting Size:	68mm
EAN Code:	3800157626910
IP Rating:	IP20



NEW

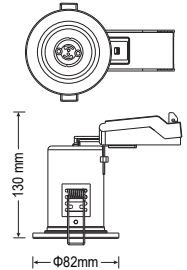


90min

BOX QTY.
40

White - GU10 Tilt Fire Rated Downlight Fitting

Model No	VT-703
SKU Code:	3687
Base	GU10
Material:	Steel
Shape:	Round
Color of Fixture:	White
Dimension:	82 x 130mm
Cutting Size:	68mm
EAN Code:	3800157626927
IP Rating:	IP20



NEW

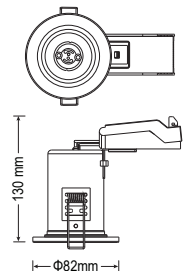


90min

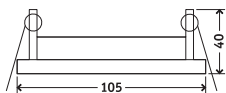
BOX QTY.
40

Chrome - GU10 Tilt Fire Rated Downlight Fitting

Model No	VT-703
SKU Code:	3688
Base	GU10
Material:	Steel
Shape:	Round
Color of Fixture:	Chrome
Dimension:	82 x 130mm
Cutting Size:	68mm
EAN Code:	3800157626934
IP Rating:	IP20



NEW




BOX QTY.
 **50**

Gx53 Fittings

Model No	VT-715
SKU Code:	3675
Base	Gx53
Material:	Iron
Shape:	Round
Color of Fixture:	White
Dimension:	Φ105mm X 40mm
Cutting Size:	Φ90mm
EAN Code:	3800157625241

NEW




BOX QTY.
 **50**

Gx53 Fittings

Model No	VT-715
SKU Code:	3676
Base	Gx53
Material:	Iron
Shape:	Round
Color of Fixture:	Gold
Dimension:	Φ105mm X 40mm
Cutting Size:	Φ90mm
EAN Code:	3800157625258

NEW



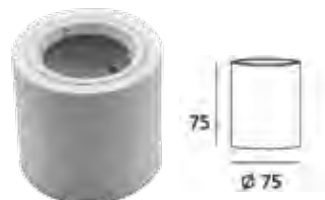

BOX QTY.
 **50**

Gx53 Fittings

Model No	VT-715
SKU Code:	3677
Base	Gx53
Material:	Iron
Shape:	Round
Color of Fixture:	Chrome
Dimension:	Φ105mm X 40mm
Cutting Size:	Φ90mm
EAN Code:	3800157625265

LED Spot Lights | GU10 Fitting

GU10 SOCKET
 NOT INCLUDED



NEW

Gypsum Fitting

BOX QTY.
 36

BOX QTY.
 36

Model No:	VT-716	VT-716
SKU Code:	3666	3667
Base:	1XGU10	1XGU10
Material:	Gypsum	Gypsum
Shape:	Square	Round
Color of Fixture:	White	White
Dimension:	75 x 75 x 75mm	∅70 x 75mm
EAN Code:	3800157624732	3800157624749

GU10 SOCKET
 NOT INCLUDED



NEW

Gypsum Fitting

BOX QTY.
 36

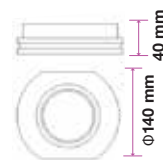
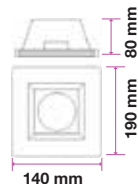
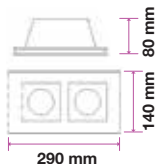
BOX QTY.
 36

Model No:	VT-727	VT-727
SKU Code:	3664	3665
Base:	GU10	GU10
Material:	Gypsum	Gypsum
Shape:	Square	Round
Color of Fixture:	White	White
Dimension:	70 x 70 x 75mm	∅70 x 75mm
EAN Code:	3800157624589	3800157624596

LED Spot Lights | GU10 Fitting

GU10 SOCKET

NOT INCLUDED

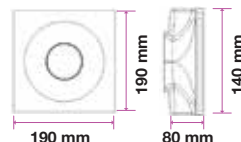
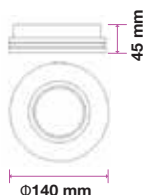
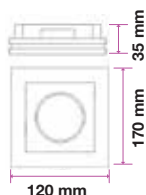


Gypsum Fitting

	VT-762	BOX QTY.	VT-763	BOX QTY.	VT-764	BOX QTY.
Model No:	VT-762	20	VT-763	24	VT-764	20
SKU Code:	3648		3649		3650	
Base:	GU10		GU10		GU10	
Material:	Gypsum		Gypsum		Gypsum	
Shape:	Square		Square		Round	
Color of Fixture:	White		White		White	
Dimension:	290 x 140 x 80mm		190 x 140 x 80mm		Φ140 x 40mm	
Cutting Size:	215 x 120mm		120 x 120mm		Φ100mm	
EAN Code:	3800157618588		3800157618595		3800157618601	

GU10 SOCKET

NOT INCLUDED

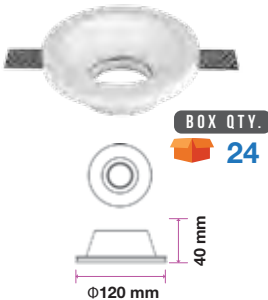


Gypsum Fitting

	VT-765	BOX QTY.	VT-771	BOX QTY.	VT-772	BOX QTY.
Model No:	VT-765	30	VT-771	20	VT-772	20
SKU Code:	3651		3652		3653	
Base:	GU10		GU10		GU10	
Material:	Gypsum		Gypsum		Gypsum	
Shape:	Square		Round		Square	
Color of Fixture:	White		White		White	
Dimension:	170 x 120 x 35mm		Φ140 x 140 x 45mm		190 x 140 x 80mm	
Cutting Size:	100 x 100mm		Φ103mm		121 x 121mm	
EAN Code:	3800157618618		3800157618625		3800157618632	
IP Rating:						

LED Spot Lights | GU10 Fitting

GU10 SOCKET
NOT INCLUDED



Gypsum Fitting

Model No:	VT-773	VT-776	VT-776
SKU Code:	3654	3640	3641
Base:	GU10	GU10	GU10
Material:	Gypsum	Gypsum	Gypsum
Shape:	Round	Round	Square
Color of Fixture:	White	White	White
Dimension:	Φ130 x 70mm	Φ120 x 40mm	190 x 140 x 60mm
Cutting Size:	Φ132mm	Φ50mm	120x 50mm
EAN Code:	3800157618649	3800157616348	3800157616355

GU10 SOCKET
NOT INCLUDED

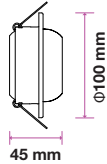


Gypsum Fitting

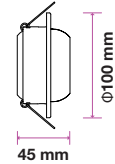
Model No:	VT-714	VT-801	VT-801
SKU Code:	3674	3692	3691
Base:	GU10	GU10	GU10
Material:	Gypsum	Gypsum	Gypsum
Shape:	Square	Round	Square
Color of Fixture:	White	White	White
Dimension:	120 x 120 x 45mm	Φ120mm	120 x 120 x 60mm
Cutting Size:			
EAN Code:	3800157625180	3800157628945	3800157628938

LED Spot Lights | GU10 Fitting

GU10 SOCKET
NOT INCLUDED



BOX QTY.
100

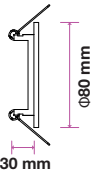


BOX QTY.
100

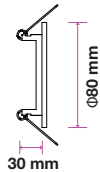
Ferrum Fitting

Model No:	VT-780	VT-780
SKU Code:	3593	3594
Base:	GU10	GU10
Material:	Ferrum	Ferrum
Shape:	Round	Round
Color of Fixture:	White	Satin Nickel
Dimension:	Ø100 x 45mm	Ø100 x 45mm
Cutting Size:	Ø90mm	Ø90mm
EAN Code:	3800157607223	3800157607230
IP Rating:		

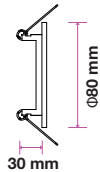
GU10 SOCKET
NOT INCLUDED



BOX QTY.
200



BOX QTY.
200



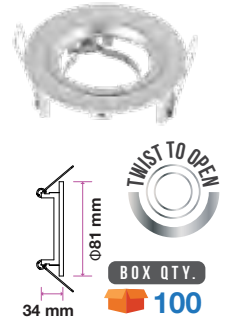
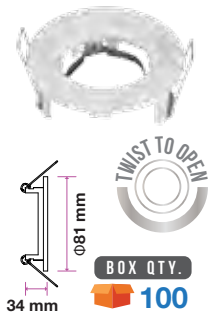
BOX QTY.
200

Ferrum Fitting

Model No:	VT-778	VT-778	VT-778
SKU Code:	3584	3585	3586
Base:	GU10	GU10	GU10
Material:	Ferrum	Ferrum	Ferrum
Shape:	Round	Round	Round
Color of Fixture:	White	Satin Nickel	Chrome
Dimension:	Ø80 x 30mm	Ø80 x 30mm	Ø80 x 30mm
Cutting Size:	Ø65mm	Ø65mm	Ø65mm
EAN Code:	3800157607131	3800157607148	3800157607155

LED Spot Lights | GU10 Fitting

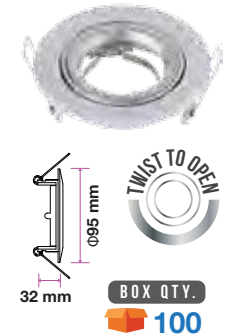
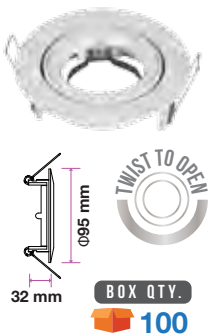
GU10 SOCKET
NOT INCLUDED



Aluminium Fitting

Model No:	VT-774	VT-774	VT-774
SKU Code:	3642	3643	3644
Base:	GU10	GU10	GU10
Material:	Aluminium	Aluminium	Aluminium
Shape:	Round	Round	Round
Color of Fixture:	White	Satin Nickel	Metallic Grey
Dimension:	Ø81 x 34mm	Ø81 x 34mm	Ø81 x 34mm
Cutting Size:	Ø73mm	Ø73mm	Ø73mm
EAN Code:	3800157617086	3800157617093	3800157617109

GU10 SOCKET
NOT INCLUDED

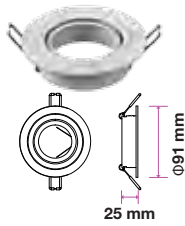


Aluminium Fitting

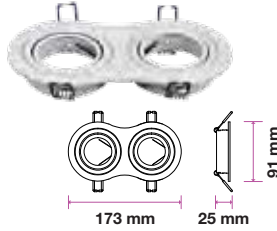
Model No:	VT-775	VT-775	VT-775
SKU Code:	3645	3646	3647
Base:	GU10	GU10	GU10
Material:	Aluminium	Aluminium	Aluminium
Shape:	Round	Round	Round
Color of Fixture:	White	Satin Nickel	Metallic Grey
Dimension:	Ø95 x 32mm	Ø95 x 32mm	Ø95 x 32mm
Cutting Size:	Ø85mm	Ø85mm	Ø85mm
EAN Code:	3800157617116	3800157617123	3800157617130

LED Spot Lights | GU10 Fitting

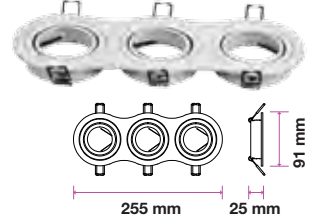
GU10 SOCKET
 NOT INCLUDED



BOX QTY.
100



BOX QTY.
50

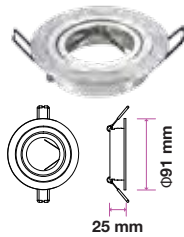


BOX QTY.
50

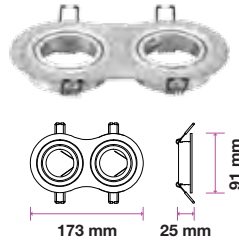
Aluminium Fitting

Model No:	VT-782	VT-783	VT-784
SKU Code:	3599	3601	3603
Base:	GU10	GU10	GU10
Material:	Aluminum	Aluminum	Aluminum
Shape:	Round	Round	Round
Color of Fixture:	White	White	White
Dimension:	Ø91 x 25mm	173 x 91 x 25mm	255 x 91 x 25
Cutting Size:	Ø75mm	155 x 75mm	235 x 75
EAN Code:	3800157607285	3800157607308	3800157607322

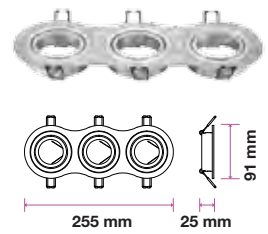
GU10 SOCKET
 NOT INCLUDED



BOX QTY.
100



BOX QTY.
50



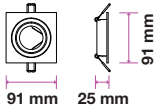
BOX QTY.
50

Aluminium Fitting

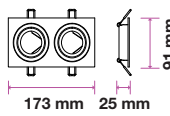
Model No:	VT-782	VT-783	VT-784
SKU Code:	3600	3602	3604
Base:	GU10	GU10	GU10
Material:	Aluminum	Aluminum	Aluminum
Shape:	Round	Round	Round
Color of Fixture:	Aluminum Brush	Aluminum Brush	Aluminum Brush
Dimension:	Ø91 x 25mm	173 x 91 x 25mm	255 x 91 x 25mm
Cutting Size:	Ø75mm	155 x 75mm	235 x 75mm
EAN Code:	3800157607292	3800157607315	3800157607339

LED Spot Lights | GU10 Fitting

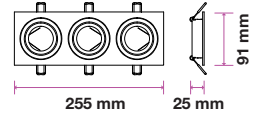
GU10 SOCKET
NOT INCLUDED



BOX QTY.
 100



BOX QTY.
 50

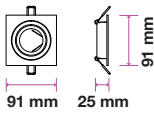


BOX QTY.
 50

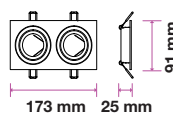
Aluminium Fitting

Model No:	VT-782	VT-783	VT-784
SKU Code:	3605	3607	3609
Base:	GU10	GU10	GU10
Material:	Aluminum	Aluminum	Aluminum
Shape:	Square	Square	Square
Color of Fixture:	White	White	White
Dimension:	91 x 91 x 25mm	173 x 91 x 25mm	255 x 91 x 25mm
Cutting Size:	75mm	155 x 75mm	235 x 75mm
EAN Code:	3800157607346	3800157607360	3800157607384

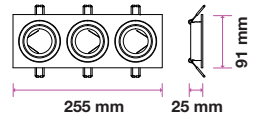
GU10 SOCKET
NOT INCLUDED



BOX QTY.
 100



BOX QTY.
 50



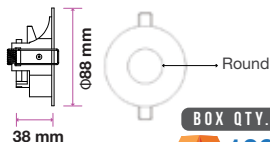
BOX QTY.
 50

Aluminium Fitting

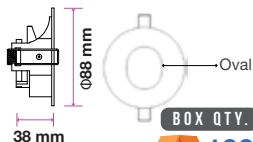
Model No:	VT-782	VT-783	VT-784
SKU Code:	3606	3608	3610
Base:	GU10	GU10	GU10
Material:	Aluminum	Aluminum	Aluminum
Shape:	Square	Square	Square
Color of Fixture:	Aluminum Brush	Aluminum Brush	Aluminum Brush
Dimension:	91 x 91 x 25mm	173 x 91 x 25mm	255 x 91 x 25mm
Cutting Size:	75mm	155 x 75mm	235 x 75mm
EAN Code:	3800157607353	3800157607377	3800157607391

LED Spot Lights | GU10 Fitting

GU10 SOCKET
 NOT INCLUDED



BOX QTY.
100

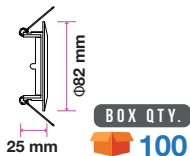


BOX QTY.
100

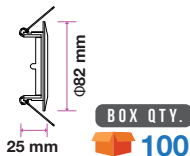
Aluminium Fitting

Model No:	VT-785	VT-786
SKU Code:	3611	3612
Base:	GU10	GU10
Material:	Aluminum	Aluminum
Shape:	Round	Round
Color of Fixture:	White	White
Dimension:	Ø88 x 38mm	Ø88 x 38mm
Cutting Size:	Ø75mm	Ø75mm
EAN Code:	3800157607407	3800157607414

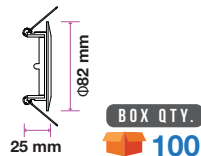
GU10 SOCKET
 NOT INCLUDED



BOX QTY.
100



BOX QTY.
100



BOX QTY.
100

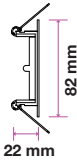

Aluminium Fitting

Model No:	VT-7227	VT-7227	VT-7227
SKU Code:	3469	3470	3471
Base:	GU10	GU10	GU10
Material:	Ferrum	Ferrum	Ferrum
Shape:	Round	Round	Round
Color of Fixture:	White	Satin Nickel	Stainless Steel
Dimension:	Ø82 x 25mm	Ø82 x 25mm	Ø82 x 25mm
Cutting Size:	Ø74mm	Ø74mm	Ø74mm
EAN Code:	3800157605885	3800157605892	3800157605908

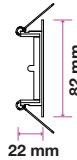
LED Spot Lights | GU10 Fitting

GU10 SOCKET

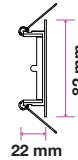
NOT INCLUDED



BOX QTY.
100



BOX QTY.
100



BOX QTY.
100

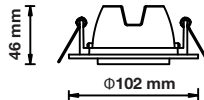
Aluminium Fitting

Model No:	VT-7227	VT-7227	VT-7227
SKU Code:	3472	3473	3474
Holder:	GU10	GU10	GU10
Material:	Ferrum	Ferrum	Ferrum
Based:	Recessed	Recessed	Recessed
Body Color:	White	Satin Nickel	Stainless Steel
Shape:	Square	Square	Square
Dimension:	82 x 82 x22mm	82 x 82 x22mm	82 x 82 x22mm
Cutting Size:	74 x74mm	74 x74mm	74 x74mm
EAN Code:	3800157605915	3800157605922	3800157605939

ZOOM FITTINGS

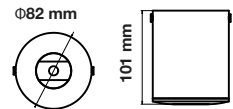


ZOOM FITTINGS



IP54 RATED

BOX QTY.
50



GU10 SOCKET

NOT INCLUDED

NEW

Aluminium Fitting

Model No:	VT-700	VT-700	VT-711
SKU Code:	3689	3690	3669
Base:	GU10	GU10	GU10
Material:	Aluminum	Aluminum	Aluminum
Shape:	Round	Round	Round
Color of Fixture:	White	Satin Nickel	White
Dimension:	Φ102 x 46mm	Φ102 x 46mm	Φ82 x 101mm
Cutting Size:	Φ93mm	Φ93mm	N/A
EAN Code:	3800157628501	3800157628518	3800157625135
IP Rating:	IP20	IP20	IP54

LED Spot Lights | GU10 Fitting

GU10 SOCKET
NOT INCLUDED



Aluminium Fitting

Model No:	VT-787	VT-787
SKU Code:	3615	3616
Base:	GU10	GU10
Material:	Zinc alloy+Ferrum +Glass	Zinc alloy+Ferrum +Glass
Shape:	Square	Square
Color of Fixture:	White	Satin Nickel
Dimension:	84 x 84 x 38mm	84 x 84 x 38mm
Cutting Size:	Ø75mm	Ø75mm
EAN Code:	3800157607445	3800157607452
IP Rating:	IP54	IP54

GU10 SOCKET
NOT INCLUDED

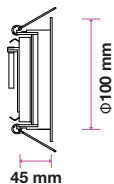


Aluminium Fitting

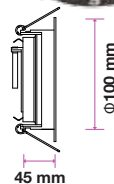
Model No:	VT-787	VT-787
SKU Code:	3613	3614
Base:	GU10	GU10
Material:	Zinc alloy+Ferrum +Glass	Zinc alloy+Ferrum +Glass
Shape:	Round	Round
Color of Fixture:	White	Satin Nickel
Dimension:	Ø84 x 38mm	Ø84 x 38mm
Cutting Size:	Ø75	Ø75mm
EAN Code:	3800157607421	3800157607438
IP Rating:	IP54	IP54

LED Spot Lights | GU10 Fitting

GU10 SOCKET
 NOT INCLUDED



BOX QTY.
 100

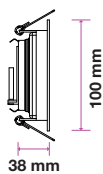


BOX QTY.
 100

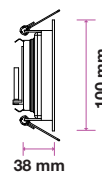
Aluminum+Ferrum Fitting

Model No:	VT-781	VT-781
SKU Code:	3595	3596
Base:	GU10	GU10
Material:	Aluminum+Ferrum	Aluminum+Ferrum
Shape:	Round	Round
Color of Fixture:	White	Satin Nickel
Dimension:	Ø100 x 45mm	Ø100 x 38mm
Cutting Size:	Ø90mm	Ø90mm
EAN Code:	3800157607247	3800157607254

GU10 SOCKET
 NOT INCLUDED



BOX QTY.
 100



BOX QTY.
 100

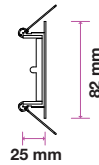
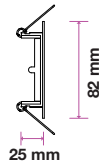
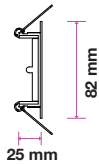
Aluminum+Ferrum Fitting

Model No:	VT-781	VT-781
SKU Code:	3597	3598
Base:	GU10	GU10
Material:	Aluminum+Ferrum	Aluminum+Ferrum
Shape:	Square	Square
Color of Fixture:	White	Satin Nickel
Dimension:	100 x 100 x 38mm	100 x 100 x 38mm
Cutting Size:	90 x 90mm	90 x 90mm
EAN Code:	3800157607261	3800157607278

LED Spot Lights | GU10 Fitting

GU10 SOCKET

NOT INCLUDED



BOX QTY.
100

BOX QTY.
100

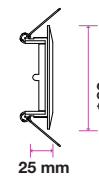
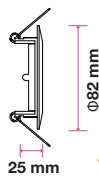
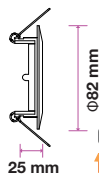
BOX QTY.
100

Zinc Alloy Fitting

Model No:	VT-779	VT-779	VT-779
SKU Code:	3590	3591	3592
Base:	GU10	GU10	GU10
Material:	Zinc alloy	Zinc alloy	Zinc alloy
Shape:	Square	Square	Square
Color of Fixture:	White	Satin Nickel	Chrome
Dimension:	82 x 82 x 25mm	82 x 82 x 25mm	82 x 82 x 25mm
Cutting Size:	Φ74mm	Φ74mm	Φ74mm
EAN Code:	3800157607193	3800157607209	3800157607216

GU10 SOCKET

NOT INCLUDED



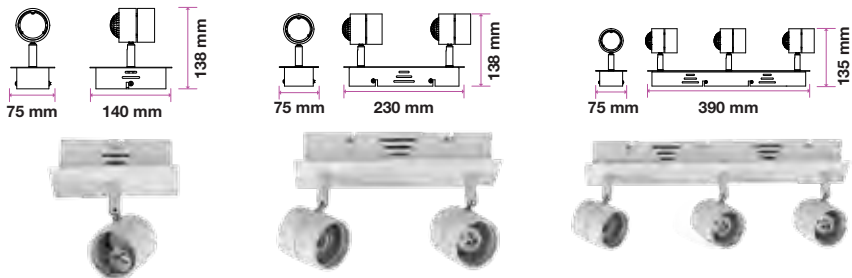
BOX QTY.
100

BOX QTY.
100

BOX QTY.
100

Zinc Alloy Fitting

Model No:	VT-779	VT-779	VT-779
SKU Code:	3587	3588	3589
Base:	GU10	GU10	GU10
Material:	Zinc Alloy	Zinc alloy	Zinc alloy
Shape:	Round	Round	Round
Color of Fixture:	White	Satin Nickel	Chrome
Dimension:	Φ82 x 25mm	Φ82 x 25mm	Φ82 x 25mm
Cutting Size:	Φ74mm	Φ74mm	Φ74mm
EAN Code:	3800157607162	3800157607179	3800157607186



GU10 Ceiling/wall Fitting

BOX QTY.
20

BOX QTY.
20

BOX QTY.
10

SKU CODE	3617	3618	3619
DESCRIPTION	1 x GU10 Track Fitting White	2 x GU10 Track Fitting White	3 x GU10 Track Fitting White
EAN CODE	3800157607469	3800157607476	3800157607483



GU10 Lamp Holder With PVC Cable

BOX QTY.
500

5 PCS PACK AVAILABLE

SKU-34235



GU10 Lamp Holder With PVC Cable

BOX QTY.
500

SKU Code	3423
Material	Ceramic
Wire Length	150mm
EAN Code	3800157607827

ModelNo.	VT-791
SKU Code	3620
Material	Ceramic
Wire Length	158mm
EAN Code	3800157607704



MR16 Lamp Holder With PVC Cable

5 PCS PACK

BOX QTY.
100

ModelNo.	VT-7889
SKU Code	36265
Material	Ceramic
Wire Length	150mm
EAN Code	3800157609999

LED Floodlights

LED Floodlights are ideal for lighting Driveways, Gardens and Buildings. These energy efficient lights emit Bright, Vibrant Light and make an eco-friendly alternative for traditional Halogen Floodlights and Metal Halide fixtures.




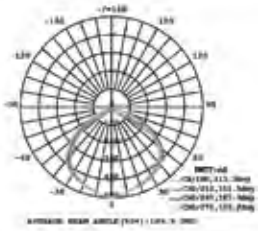
Product Features

- Available in White , Warm White, Day White and RGB light output option
- Available from 10W up to 1000W
- Premium Quality Aluminium Alloy body
- Fascia glass sealed with SILICONE RUBBER ensuring superior waterproof / airtight performance
- High Power LED chip
- Built in constant current driver
- Built in Power supply, No external ballast required

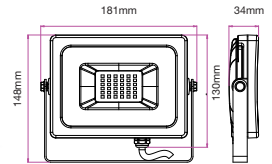
Applications

Widely used for Lighting Driveways, Gardens & Buildings, Commercial Bill Boards & Hoardings, Sports Grounds & Parking Lots

LUMINOUS INTENSITY DISTRIBUTION DIAGRAM



Note: The curves indicate the illuminated area and the average illumination when the fixture is at different distances.



20W VT-4922

EAN Code


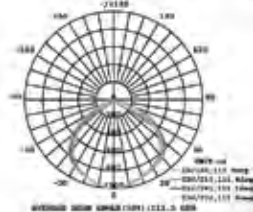
- 5789 - 3000K Warm White
- 5790 - 4000K Day White
- 5791 - 6400K White

- 3800157614634
- 3800157614641
- 3800157614658

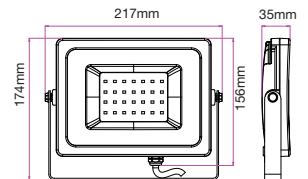


Sensor Compatible:	Yes	Beam Angle:	100°
Voltage/Frequency:	AC:220-240V/50Hz	Color of Fixture:	White
Luminous Flux:	1600lm	Body Type:	Die casting Aluminium
CRI:	>70	IP Rating:	IP65
PF:	>0.9	Dimension:	148x181x34mm

LUMINOUS INTENSITY DISTRIBUTION DIAGRAM



Note: The curves indicate the illuminated area and the average illumination when the fixture is at different distances.



30W VT-4933

EAN Code

- 5808 - 4000K Day White
- 5809 - 6400K White


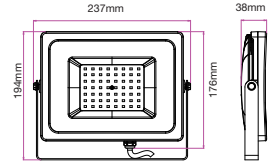

- 3800157614825
- 3800157614832



Sensor Compatible:	Yes	Beam Angle:	100°
Voltage/Frequency:	AC:220-240V/50Hz	Color of Fixture:	White
Luminous Flux:	2550lm	Body Type:	Die casting Aluminium
CRI:	>70	IP Rating:	IP65
PF:	>0.9	Dimension:	217 x174 x35mm

LED Floodlights | Shiny White

LUMINOUS INTENSITY DISTRIBUTION DIAGRAM



50W VT-4955

EAN Code


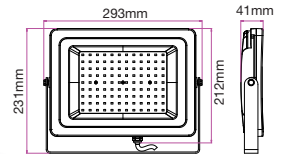
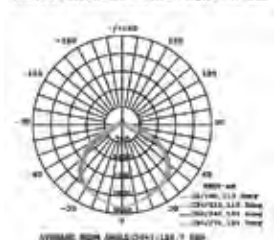
- 5825 - 3000K Warm White
- 5826 - 4000K Day White
- 5827 - 6400K White

- 3800157614993
- 3800157615006
- 3800157615013

BOX QTY.
10

Sensor Compatible:	Yes	Beam Angle:	100°
Voltage/Frequency:	AC:220-240V/50Hz	Color of Fixture:	White
Luminous Flux:	4250lm	Body Type:	Die casting Aluminium
CRI:	>70	IP Rating:	IP65
PF:	>0.9	Dimension:	237 x 194 x 38mm

LUMINOUS INTENSITY DISTRIBUTION DIAGRAM



100W VT-49100

EAN Code

- 5843 - 3000K Warm White
- 5844 - 4000K Day White
- 5845 - 6400K White

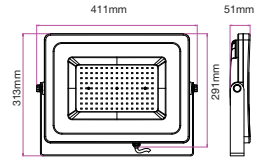

- 3800157615174
- 3800157615181
- 3800157615198

BOX QTY.
04

Sensor Compatible:	Yes	Beam Angle:	100°
Voltage/Frequency:	AC:220-240V/50Hz	Color of Fixture:	White
Luminous Flux:	8500lm	Body Type:	Die casting Aluminium
CRI:	>70	IP Rating:	IP65
PF:	>0.9	Dimension:	293 x 41 x 231mm

LED Floodlights | Shiny White

LUMINOUS INTENSITY DISTRIBUTION DIAGRAM



150W VT-49150


EAN Code

5855 - 3000K Warm White
5857 - 6400K White

3800157615297
3800157615310

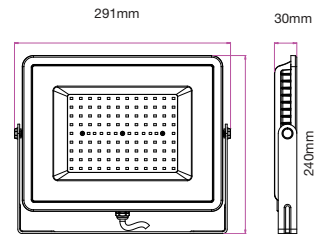
BOX QTY.
02

Sensor Compatible: Yes	Beam Angle: 100°
Voltage/Frequency: AC:220-240V/50Hz	Color of Fixture: White
Luminous Flux: 12750lm	Body Type: Die casting Aluminium
CRI: >70	IP Rating: IP65
PF: >0.9	Dimension: 411 x 313 x 51mm



Note: The curves indicate the illuminance at the beam angle and the average illuminance when the fixture is at a different distance.

NEW



100W VT-49101

EAN Code

5970 - 3000K Warm White
5971 - 4000K Day White
5972 - 6400K White

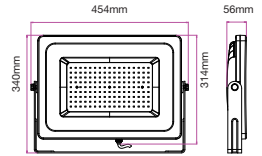
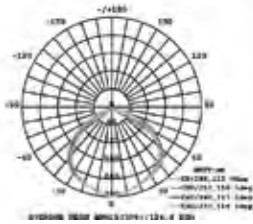
3800157626231
3800157626248
3800157626255

BOX QTY.
04

Sensor Compatible: Yes	Beam Angle: 100°
Voltage/Frequency: AC:220-240V/50Hz	Color of Fixture: White
Luminous Flux: 8500lm	Body Type: Aluminium Die Cast
CRI: >70	IP Rating: IP65
PF: >0.9	Dimension: 291x 240 x 30mm

LED Floodlights | Shiny Grey/Black

LUMINOUS INTENSITY DISTRIBUTION DIAGRAM



200W VT-49200

EAN Code

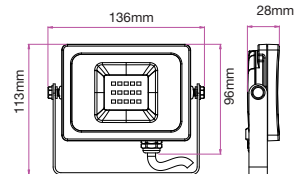
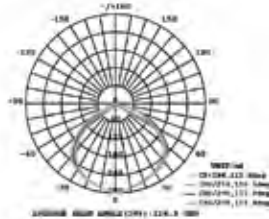
5909 - 4000K Day White
5910 - 6400K White

3800157619431
3800157619448

BOX QTY.
02

Sensor Compatible: Yes	Beam Angle: 100°
Voltage/Frequency: AC:200-240V/50Hz	Color of Fixture: White
Luminous Flux: 17000lm	Body Type: Die casting Aluminium
CRI: >70	IP Rating: IP65
PF: >0.9	Dimension: 454 x 340 x 56mm

LUMINOUS INTENSITY DISTRIBUTION DIAGRAM



10W VT-4911

EAN Code



5776 - 6400K White

3800157614504

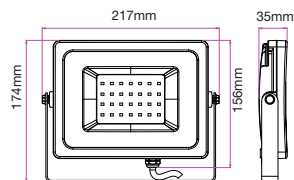
BOX QTY.
20

Sensor Compatible: Yes	Beam Angle: 100°
Voltage/Frequency: AC:220-240V/50Hz	Color of Fixture: Grey / Black
Luminous Flux: 800lm	Body Type: Die casting Aluminium
CRI: >70	IP Rating: IP65
PF: >0.9	Dimension: 136 x 113 x 28mm

LUMINOUS INTENSITY DISTRIBUTION DIAGRAM



Note: The curves indicate the illuminated area and the average illumination when the luminaire is at different distance.



30W VT-4933

EAN Code

BOX QTY.


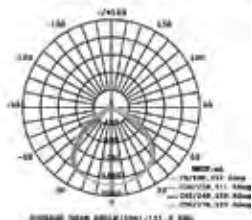
5811 - 4000K Day White

3800157614856

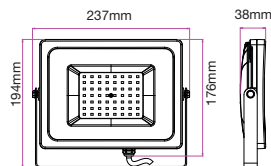
 **20**

Sensor Compatible:	Yes	Beam Angle:	100°
Voltage/Frequency:	AC:220-240V/50Hz	Color of Fixture:	Grey / Black
Luminous Flux:	2550lm	Body Type:	Die casting Aluminium
CRI:	>70	IP Rating:	IP65
PF:	>0.9	Dimension:	217 x 174 x 35mm

LUMINOUS INTENSITY DISTRIBUTION DIAGRAM



Note: The curves indicate the illuminated area and the average illumination when the luminaire is at different distance.



50W VT-4955

EAN Code

BOX QTY.


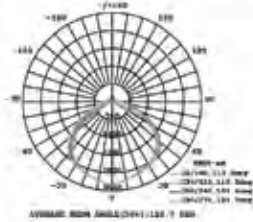
5830 - 6400K White

3800157615044

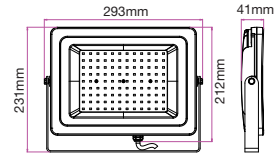
 **10**

Sensor Compatible:	Yes	Beam Angle:	100°
Voltage/Frequency:	AC:220-240V/50Hz	Color of Fixture:	Grey / Black
Luminous Flux:	4250lm	Body Type:	Die casting Aluminium
CRI:	>70	IP Rating:	IP65
PF:	>0.9	Dimension:	237 x 194 x 38mm

LUMINOUS INTENSITY DISTRIBUTION DIAGRAM



Note: The curves indicate the illuminated area and the average illumination when the luminaire is at different distances.



100W VT-49100

EAN Code


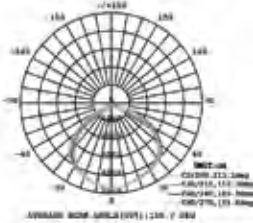
- 5846 - 3000K Warm White
- 5847 - 4000K Day White
- 5848 - 6400K White

- 3800157615204
- 3800157615211
- 3800157615228

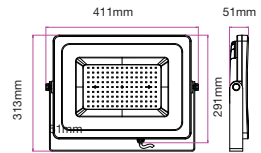
BOX QTY.
04

Sensor Compatible:	Yes	Beam Angle:	100°
Voltage/Frequency:	AC:220-240V/50Hz	Color of Fixture:	Grey / Black
Luminous Flux:	8500lm	Body Type:	Die casting Aluminium
CRI:	>70	IP Rating:	IP65
PF:	>0.9	Dimension:	293 x231x 41mm

LUMINOUS INTENSITY DISTRIBUTION DIAGRAM



Note: The curves indicate the illuminated area and the average illumination when the luminaire is at different distances.



150W VT-49150

EAN Code

- 5858 - 3000K Warm White
- 5859 - 4000K Day White
- 5860 - 6400K White


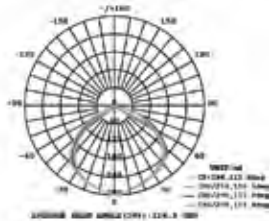
- 3800157615327
- 3800157615334
- 3800157615341

BOX QTY.
02

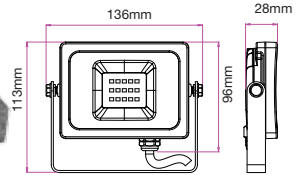
Sensor Compatible:	Yes	Beam Angle:	100°
Voltage/Frequency:	AC:220-240V/50Hz	Color of Fixture:	Grey / Black
Luminous Flux:	12750lm	Body Type:	Die casting Aluminium
CRI:	>70	IP Rating:	IP65
PF:	>0.9	Dimension:	411x313 x 51mm

LED Floodlights | Sand Finish Black

LUMINOUS INTENSITY DISTRIBUTION DIAGRAM



Note: The curves indicate the illuminated area and the average illumination when the luminaire is at different distances.



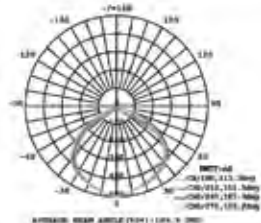
10W VT-4911
5779 - 6400K White

EAN Code
3800157614535

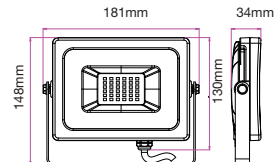
BOX QTY.
 20

Sensor Compatible:	Yes	Beam Angle:	100°
Voltage/Frequency:	AC:220-240V/50Hz	Color of Fixture:	Black
Luminous Flux:	800lm	Body Type:	Die casting Aluminium
CRI:	>70	IP Rating:	IP65
PF:	>0.9	Dimension:	136x211x8mm

LUMINOUS INTENSITY DISTRIBUTION DIAGRAM



Note: The curves indicate the illuminated area and the average illumination when the luminaire is at different distances.





20W VT-4922
5796 - 4000K Day White
5797 - 6400K White

EAN Code
3800157614702
3800157614719

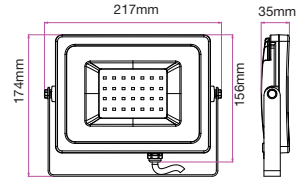
BOX QTY.
 20

Sensor Compatible:	Yes	Beam Angle:	100°
Voltage/Frequency:	AC:220-240V/50Hz	Color of Fixture:	Black
Luminous Flux:	1600lm	Body Type:	Die casting Aluminium
CRI:	>70	IP Rating:	IP65
PF:	>0.9	Dimension:	181x148x34mm

LUMINOUS INTENSITY DISTRIBUTION DIAGRAM



Note: The curves indicate the illuminated area and the average illumination when the luminaire is at different distances.



30W VT-4933

EAN Code


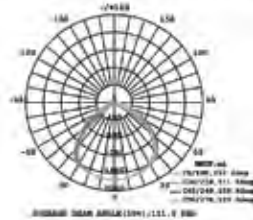
- 5813 - 3000K Warm White
- 5814 - 4000K Day White
- 5815 - 6400K White

- 3800157614870
- 3800157614887
- 3800157614894

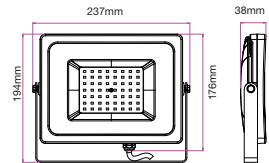
BOX QTY. **20**

Sensor Compatible: Yes	Beam Angle: 100°
Voltage/Frequency: AC:220-240V/50Hz	Color of Fixture: Black
Luminous Flux: 2550lm	Body Type: Die casting Aluminium
CRI: >70	IP Rating: IP65
PF: >0.9	Dimension: 217 x 174 x 35mm

LUMINOUS INTENSITY DISTRIBUTION DIAGRAM



Note: The curves indicate the illuminated area and the average illumination when the luminaire is at different distances.



50W VT-4955

EAN Code


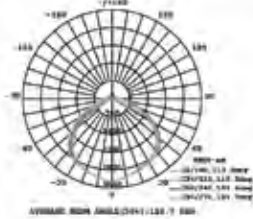
- 5832 - 4000K Day White
- 5833 - 6400K White

- 3800157615068
- 3800157615075

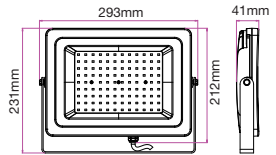
BOX QTY. **10**

Sensor Compatible: Yes	Beam Angle: 100°
Voltage/Frequency: AC:220-240V/50Hz	Color of Fixture: Black
Luminous Flux: 4250lm	Body Type: Die casting Aluminium
CRI: >70	IP Rating: IP65
PF: >0.9	Dimension: 237 x 194 x 38mm

LUMINOUS INTENSITY DISTRIBUTION DIAGRAM



Note: The Curve indicates the illuminated area and the average illumination when the luminaire is at different distance.



100W VT-49100

EAN Code

5849 - 3000K Warm White

3800157615235

5850 - 4000K Day White

3800157615242


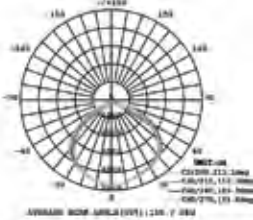
5851 - 6400K White

3800157615259

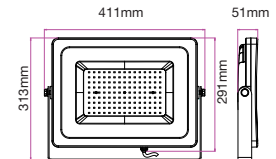
BOX QTY. 02

Sensor Compatible:	Yes	Beam Angle:	100°
Voltage/Frequency:	AC:220-240V/50Hz	Color of Fixture:	Black
Luminous Flux:	8500lm	Body Type:	Die casting Aluminium
CRI:	>70	IP Rating:	IP65
PF:	>0.9	Dimension:	293 x 231 x 41mm

LUMINOUS INTENSITY DISTRIBUTION DIAGRAM



Note: The Curve indicates the illuminated area and the average illumination when the luminaire is at different distance.



150W VT-49150

EAN Code

5861 - 3000K Warm White

3800157615358

5862 - 4000K Day White

3800157615365

5863 - 6400K White

3800157615372

BOX QTY. 02

Sensor Compatible:	Yes	Beam Angle:	100°
Voltage/Frequency:	AC:220-240V/50Hz	Color of Fixture:	Black
Luminous Flux:	12750lm	Body Type:	Die casting Aluminium
CRI:	>70	IP Rating:	IP65
PF:	>0.9	Dimension:	411x 313 x 51mm



200W VT-49200

5911 - 4000K Day White
5912 - 6400K White

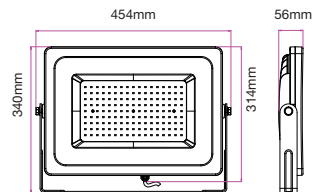

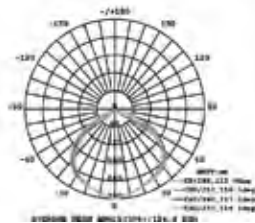
EAN Code

3800157619455
3800157619462


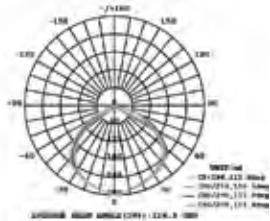
BOX QTY.
 02

Sensor Compatible:	Yes	Beam Angle:	100°
Voltage/Frequency:	AC:200-240V/50Hz	Color of Fixture:	Black
Luminous Flux:	17000lm	Body Type:	Die casting Aluminium
CRI:	>70	IP Rating:	IP65
PF:	>0.9	Dimension:	454 x340 x 56mm

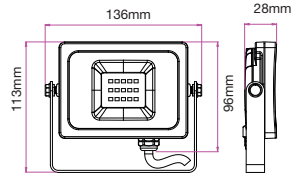
LUMINOUS INTENSITY DISTRIBUTION DIAGRAM



LUMINOUS INTENSITY DISTRIBUTION DIAGRAM



Note: The curves indicate the illuminated area and the average illumination when the fixture is at different distances.




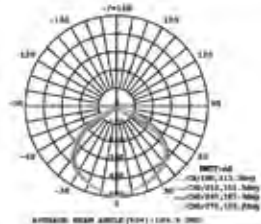
10W VT-4911
5782 - 6400K White

EAN Code
3800157614566

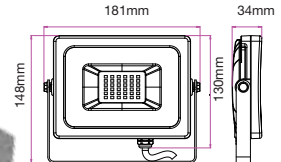
BOX QTY.
 20

Sensor Compatible:	Yes	Beam Angle:	100°
Voltage/Frequency:	AC:220-240V/50Hz	Color of Fixture:	Grey
Luminous Flux:	800lm	Body Type:	Die casting Aluminium
CRI:	>70	IP Rating:	IP65
PF:	>0.9	Dimension:	136 x 113 x 28mm

LUMINOUS INTENSITY DISTRIBUTION DIAGRAM



Note: The curves indicate the illuminated area and the average illumination when the fixture is at different distances.





20W VT-4922
5799 - 4000K Day White
5800 - 6400K White

EAN Code
3800157614733
3800157614740

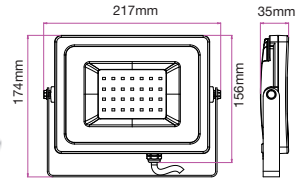
BOX QTY.
 20

Sensor Compatible:	Yes	Beam Angle:	100°
Voltage/Frequency:	AC:220-240V/50Hz	Color of Fixture:	Grey
Luminous Flux:	1600lm	Body Type:	Die casting Aluminium
CRI:	>70	IP Rating:	IP65
PF:	>0.9	Dimension:	181x148x34mm

LUMINOUS INTENSITY DISTRIBUTION DIAGRAM



Note: The curves indicate the illuminated area and the average illumination when the luminance is at different distances.



30W VT-4933



- 5816 - 3000K Warm White
- 5817 - 4000K Day White
- 5818 - 6400K White

EAN Code
 3800157614900
 3800157614917
 3800157614924

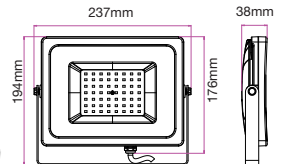
BOX QTY.
20

Sensor Compatible: Yes	Beam Angle: 100°
Voltage/Frequency: AC:220-240V/50Hz	Color of Fixture: Grey
Luminous Flux: 2550lm	Body Type: Die casting Aluminium
CRI: >70	IP Rating: IP65
PF: >0.9	Dimension: 217 x 174 x 35mm

LUMINOUS INTENSITY DISTRIBUTION DIAGRAM



Note: The curves indicate the illuminated area and the average illumination when the luminance is at different distances.



50W VT-4955

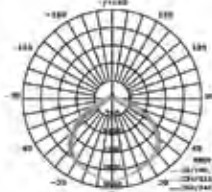
- 5834 - 3000K Warm White
- 5835 - 4000K Day White
- 5836 - 6400K White

EAN Code
 3800157615082
 3800157615099
 3800157615105


BOX QTY.
20

Sensor Compatible: Yes	Beam Angle: 100°
Voltage/Frequency: AC:220-240V/50Hz	Color of Fixture: Grey
Luminous Flux: 4250lm	Body Type: Die casting Aluminium
CRI: >70	IP Rating: IP65
PF: >0.9	Dimension: 237 x 194 x 38mm

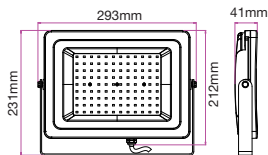
LUMINOUS INTENSITY DISTRIBUTION DIAGRAM



AVOIDANCE: 100W (100V); 120V (120V)



Note: The Curve indicates the illuminated area and the average illumination when the luminaire is at different distances.



100W VT-49100

EAN Code

5852 - 3000K Warm White

3800157615266

5853 - 4000K Day White

3800157615273

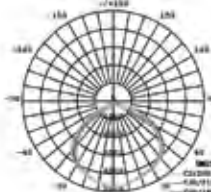
5854 - 6400K White

3800157615280


BOX QTY.
02

Sensor Compatible:	Yes	Beam Angle:	100°
Voltage/Frequency:	AC:220-240V/50Hz	Color of Fixture:	Grey
Luminous Flux:	8500lm	Body Type:	Die casting Aluminium
CRI:	>70	IP Rating:	IP65
PF:	>0.9	Dimension:	293 x 231x 41mm

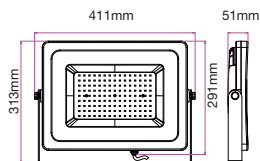
LUMINOUS INTENSITY DISTRIBUTION DIAGRAM



AVOIDANCE: 150W (100V); 120V (120V)



Note: The Curve indicates the illuminated area and the average illumination when the luminaire is at different distances.



150W VT-49150

EAN Code

5864 - 3000K Warm White

3800157615389

5866 - 6400K White

3800157615402

BOX QTY.
02

Sensor Compatible:	Yes	Beam Angle:	100°
Voltage/Frequency:	AC:220-240V/50Hz	Color of Fixture:	Grey
Luminous Flux:	12750lm	Body Type:	Die casting Aluminium
CRI:	>70	IP Rating:	IP65
PF:	>0.9	Dimension:	411x 313 x 51mm



200W VT-49200

5913 - 4000K Day White
5914 - 6400K White

EAN Code



3800157619479
3800157619486

BOX QTY

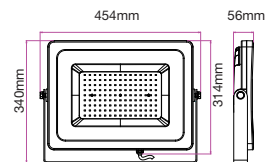
 02

Sensor Compatible:	Yes	Beam Angle:	100°
Voltage/Frequency:	AC:200-240V/50Hz	Color of Fixture:	Grey
Luminous Flux:	17000lm	Body Type:	Die casting Aluminium
CRI:	>70	IP Rating:	IP65
PF:	>0.9	Dimension:	340 x 454x 56mm

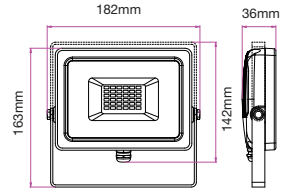
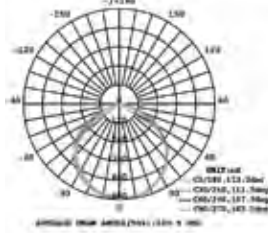
LUMINOUS INTENSITY DISTRIBUTION DIAGRAM



The diagram shows the luminous flux and the average illumination when the distance is at different distance.



LUMINOUS INTENSITY DISTRIBUTION DIAGRAM



20W VT-4820

EAN Code

Green LED

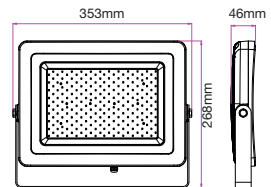
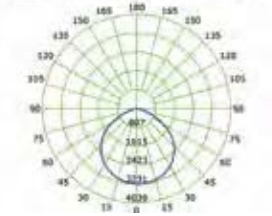
5760 / 5718 - Green

3800157611725 / 3800157604970

Sensor Compatible:	Yes	Beam Angle:	100°
Voltage/Frequency:	AC:220-240V,50/60Hz	Color of Fixture:	Grey & Black
Luminous Flux:	1600lm	Body Type:	Die casting Aluminium
CRI:	>70	IP Rating:	IP65
PF:	>0.95	Dimension:	182 x 142 x 36mm

Note: The Curves indicate the illuminated area and the average illumination when the luminaire is at different distance.

LUMINOUS INTENSITY DISTRIBUTION DIAGRAM Luminous Intensity Distribution Curve



100W VT-48100-1

EAN Code

BOX QTY.
04

5766 / 5713 - 4500K Day White

3800157611787 / 3800157604543

Sensor Compatible:	Yes	Beam Angle:	100°
Voltage/Frequency:	AC:220-240V,50/60Hz	Color of Fixture:	Grey & Black
Luminous Flux:	8000lm	Body Type:	Die casting Aluminium
CRI:	>70	IP Rating:	IP65
PF:	>0.9	Dimension:	353 x 268 x 46mm

Note: The Curves indicate the illuminated area and the average illumination when the luminaire is at different distance.



300W VT-48302

5731 - 4500K Day White
5732 - 6000K White

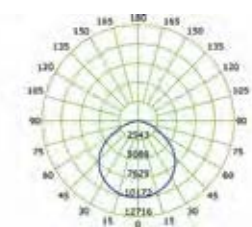
EAN Code

3800157606141
3800157606158


BOX QTY.
02

Sensor Compatible:	Yes	Beam Angle:	100°
Voltage/Frequency:	AC:220-240V,50/60Hz	Color of Fixture:	Grey & Black
Luminous Flux:	24000lm	Body Type:	Die casting Aluminium
CRI:	>70	IP Rating:	IP65
PF:	>0.9	Dimension:	532 x 443 x 70 mm

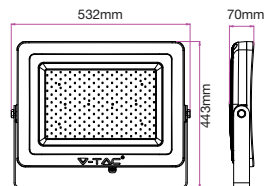
LUMINOUS INTENSITY DISTRIBUTION DIAGRAM

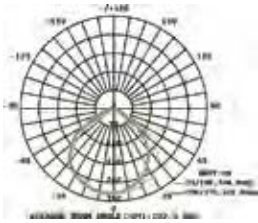


The Average Illuminance Effective Figure



Note: The Curves indicate the illuminated area and the average illumination when the luminaire is at different distance.





BOX QTY.

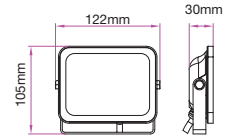
50

10W VT-4611

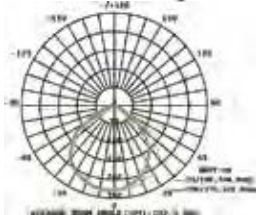
5898 - 3000K Warm White
5899 - 4500K Day White
5900 - 6000K White

EAN Code

3800157619219
3800157619226
3800157619233



Sensor Compatible:	Yes	Beam Angle:	110°
Voltage/Frequency:	AC:200-240,50Hz	Color of Fixture:	White
Luminous Flux:	850lm	Body Type:	Aluminium
CRI:	>70	IP Rating:	IP65
PF:	>0.9	Dimension:	122 x 105 x 30mm



BOX QTY.

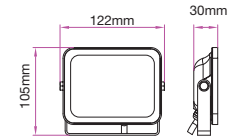
20

10W VT-4611

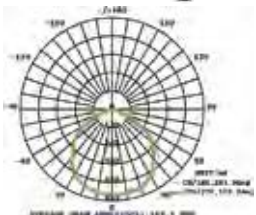
5875 - 3000K Warm White
5876 - 4500K Day White
5877 - 6000K White

EAN Code

3800157615976
3800157615983
3800157615990



Sensor Compatible:	Yes	Beam Angle:	110°
Voltage/Frequency:	AC:200-240,50Hz	Color of Fixture:	Black
Luminous Flux:	850lm	Body Type:	Aluminium
CRI:	>70	IP Rating:	IP65
PF:	>0.9	Dimension:	122 x 105 x 30mm



BOX QTY.

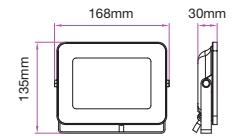
20

20W VT-4621

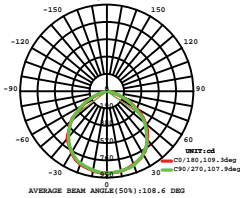
5878 - 3000K Warm White
5879 - 4500K Day White
5880 - 6000K White

EAN Code

3800157616003
3800157616010
3800157616027



Sensor Compatible:	Yes	Beam Angle:	110°
Voltage/Frequency:	AC:200-240,50Hz	Color of Fixture:	Black
Luminous Flux:	1700lm	Body Type:	Aluminium
CRI:	>70	IP Rating:	IP65
PF:	>0.9	Dimension:	168 x 135 x 30 mm



BOX QTY.

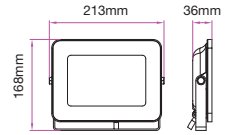
20

30W VT-4631

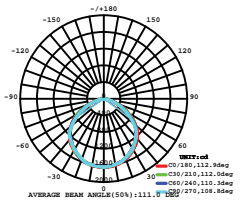
5881 - 3000K Warm White
5882 - 4500K Day White
5883 - 6000K White

EAN Code

3800157616034
3800157616041
3800157616058



Sensor Compatible:	Yes	Beam Angle:	110°
Voltage/Frequency:	AC:200-240,50Hz	Color of Fixture:	Black
Luminous Flux:	2550lm	Body Type:	Aluminium
CRI:	>70	IP Rating:	IP65
PF:	>0.9	Dimension:	213 x 168 x 32



BOX QTY.

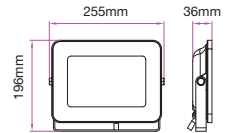
10

50W VT-4651

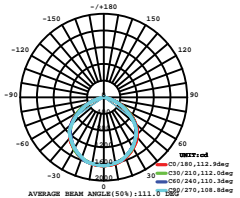
5884 - 3000K Warm White
5885 - 4500K Day White
5886 - 6000K White

EAN Code

3800157616065
3800157616072
3800157616089



Sensor Compatible:	Yes	Beam Angle:	110°
Voltage/Frequency:	AC:200-240,50Hz	Color of Fixture:	Black
Luminous Flux:	4250lm	Body Type:	Aluminium
CRI:	>70	IP Rating:	IP65
PF:	>0.9	Dimension:	255 x 196 x 36mm



BOX QTY.

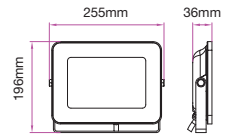
10

50W VT-4651

5904 - 3000K Warm White
5905 - 4500K Day White
5906 - 6000K White

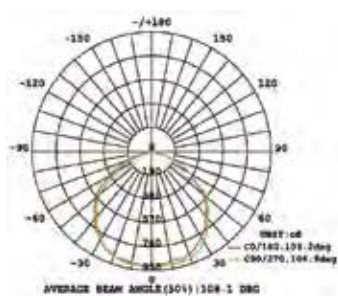

EAN Code

3800157619370
3800157619387
3800157619394



Sensor Compatible:	Yes	Beam Angle:	110°
Voltage/Frequency:	AC:200-240,50Hz	Color of Fixture:	White
Luminous Flux:	4250	Body Type:	Aluminium
CRI:	>70	IP Rating:	IP65
PF:	>0.9	Dimension:	255 x 196 x 36

NEW



100W VT-46100

EAN Code

5887 - 3000K Warm White

3800157616096

5888 - 4500K Day White

3800157616102

5889 - 6000K White


3800157616119

BOX QTY.

10

Sensor Compatible:	Yes	Beam Angle:	110°
Voltage/Frequency:	AC:220-240V,50/60Hz	Color of Fixture:	Black
Luminous Flux:	8500lm	Body Type:	Aluminium
CRI:	>70	IP Rating:	IP65
PF:	>0.9	Dimension:	345 x 265 x 45mm

NEW



150W VT-46150

EAN Code

5890 - 4500K Day White

3800157616126

5891 - 6000K White

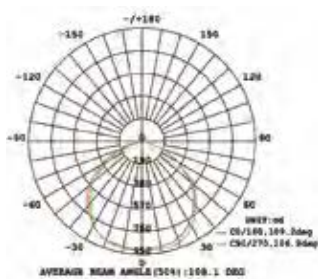

3800157616133

BOX QTY.

05

Sensor Compatible:	Yes	Beam Angle:	110°
Voltage/Frequency:	AC:220-240V,50/60Hz	Color of Fixture:	Black
Luminous Flux:	12750lm	Body Type:	Aluminium
CRI:	>70	IP Rating:	IP65
PF:	>0.9	Dimension:	375 x 292 x 45mm

NEW



200W VT-46200

EAN Code

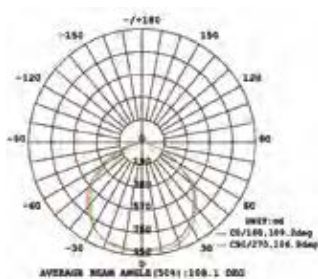

5892 - 4500K Day White
5893 - 6000K White

3800157616140
3800157616157

BOX QTY.
05

Sensor Compatible:	Yes	Beam Angle:	110°
Voltage/Frequency:	AC:220-240V,50/60Hz	Color of Fixture:	Black
Luminous Flux:	17000lm	Body Type:	Aluminium
CRI:	>70	IP Rating:	IP65
PF:	>0.9	Dimension:	415 x 332 x 45mm

NEW



200W VT-46200

EAN Code

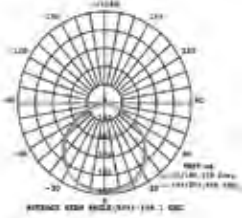
5907 - 4500K Day White
5908 - 6000K White

3800157619400
3800157619417

BOX QTY.
05

Sensor Compatible:	Yes	Beam Angle:	110°
Voltage/Frequency:	AC:220-240V,50/60Hz	Color of Fixture:	White
Luminous Flux:	17000lm	Body Type:	Aluminium
CRI:	>70	IP Rating:	IP65
PF:	>0.9	Dimension:	415 x 332 x 45mm

NEW

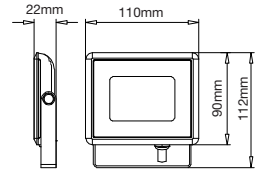


BOX QTY.

40

EAN Code

3800157625364
3800157625371
3800157625388

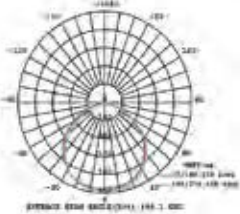


10W VT-4011

5943 - 3000K Warm White
5944 - 4000K Day White
5945 - 6500K White

Sensor Compatible:	Yes	Beam Angle:	110°
Voltage/Frequency:	AC:220-240V,50Hz	Color of Fixture:	White
Luminous Flux:	850lm	Body Type:	Aluminium
CRI:	>70	IP Rating:	IP65
PF:	>0.9	Dimension:	110 x 112 x 22mm

NEW

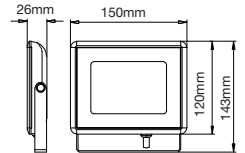


BOX QTY.

20

EAN Code

3800157625425
3800157625432
3800157625449




20W VT-4021

5949 - 3000K Warm White
5950 - 4000K Day White
5951 - 6500K White

Sensor Compatible:	Yes	Beam Angle:	110°
Voltage/Frequency:	AC:220-240V,50Hz	Color of Fixture:	White
Luminous Flux:	1700lm	Body Type:	Aluminium
CRI:	>70	IP Rating:	IP65
PF:	>0.9	Dimension:	150 x 143 x 26mm

NEW

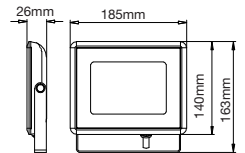


BOX QTY.

20

EAN Code

3800157625487
3800157625494
3800157625500

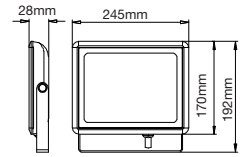


30W VT-4031

5955 - 3000K Warm White
5956 - 4000K Day White
5957 - 6500K White

Sensor Compatible:	Yes	Beam Angle:	110°
Voltage/Frequency:	AC:220-240V,50Hz	Color of Fixture:	White
Luminous Flux:	2550lm	Body Type:	Aluminium
CRI:	>70	IP Rating:	IP65
PF:	>0.9	Dimension:	185 x 163 x 26mm

NEW



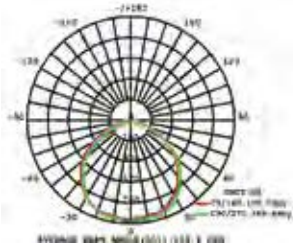
50W VT-4051

EAN Code

- 5961 - 3000K Warm White
- 5962 - 4000K Day White
- 5963 - 6500K White

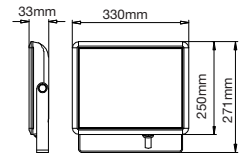
- 3800157625548
- 3800157625555
- 3800157625562

BOX QTY.
10



Sensor Compatible:	Yes	Beam Angle:	110°
Voltage/Frequency:	AC:220-240V,50Hz	Color of Fixture:	White
Luminous Flux:	4250lm	Body Type:	Aluminium
CRI:	>70	IP Rating:	IP65
PF:	>0.9	Dimension:	245 x 192 x 28mm

NEW



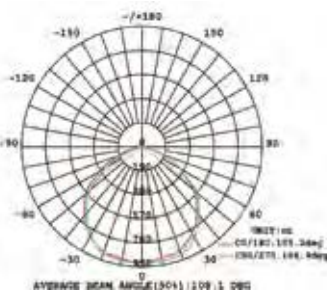
100W VT-40101

EAN Code

- 5967 - 3000K Warm White
- 5968 - 4000K Day White
- 5969 - 6500K White

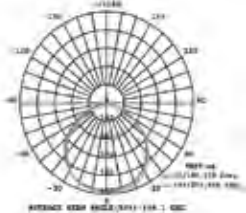
- 3800157625609
- 3800157625616
- 3800157625623

BOX QTY.
05



Sensor Compatible:	Yes	Beam Angle:	110°
Voltage/Frequency:	AC:220-240V,50Hz	Color of Fixture:	White
Luminous Flux:	8500lm	Body Type:	Aluminium
CRI:	>70	IP Rating:	IP65
PF:	>0.9	Dimension:	330 x 271 x 33mm

NEW



BOX QTY.

40

10W VT-4011

5940 - 3000K Warm White

5941 - 4000K Day White

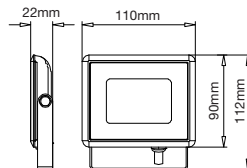
5942 - 6500K White

EAN Code

3800157625333

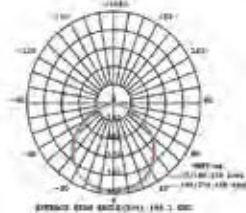
3800157625340

3800157625357



Sensor Compatible:	Yes	Beam Angle:	110°
Voltage/Frequency:	AC:220-240V,50Hz	Color of Fixture:	Black
Luminous Flux:	850lm	Body Type:	Aluminium
CRI:	>70	IP Rating:	IP65
PF:	>0.9	Dimension:	110 x 112 x 22mm

NEW



BOX QTY.

20

20W VT-4021

5946 - 3000K Warm White

5947 - 4000K Day White

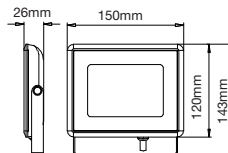
5948 - 6500K White

EAN Code

3800157625395

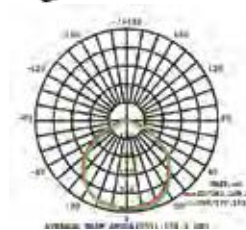
3800157625401

3800157625418



Sensor Compatible:	Yes	Beam Angle:	110°
Voltage/Frequency:	AC:220-240V,50Hz	Color of Fixture:	Black
Luminous Flux:	1700lm	Body Type:	Aluminium
CRI:	>70	IP Rating:	IP65
PF:	>0.9	Dimension:	150 x 143 x 26mm

NEW



BOX QTY.

20

30W VT-4031

5952 - 3000K Warm White

5953 - 4000K Day White

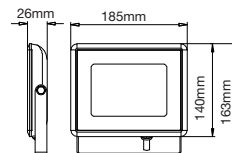
5954 - 6500K White

EAN Code

3800157625456

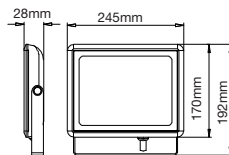
3800157625463

3800157625470



Sensor Compatible:	Yes	Beam Angle:	110°
Voltage/Frequency:	AC:220-240V,50Hz	Color of Fixture:	Black
Luminous Flux:	2550lm	Body Type:	Aluminium
CRI:	>70	IP Rating:	IP65
PF:	>0.9	Dimension:	185 x 163 x 26mm

NEW



50W VT-4051

EAN Code

5958 - 3000K Warm White

3800157625517

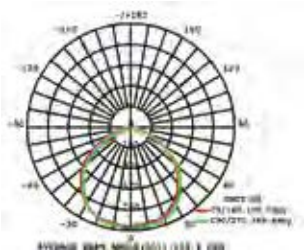
5959 - 4000K Day White

3800157625524

5960 - 6500K White

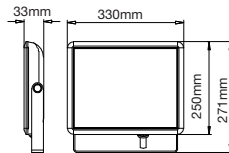
3800157625531

BOX QTY.
10



Sensor Compatible:	Yes	Beam Angle:	110°
Voltage/Frequency:	AC:220-240V,50Hz	Color of Fixture:	Black
Luminous Flux:	4250lm	Body Type:	Aluminium
CRI:	>70	IP Rating:	IP65
PF:	>0.9	Dimension:	245 x 192 x 28mm

NEW



100W VT-40101

EAN Code

5964 - 3000K Warm White

3800157625579

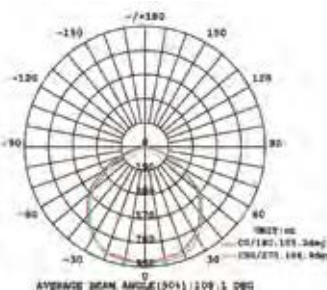
5965 - 4000K Day White

3800157625586

5966 - 6500K White

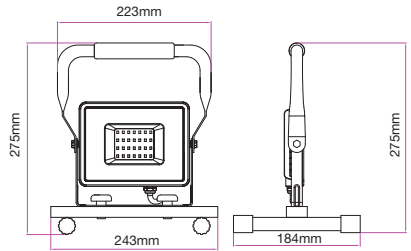

3800157625593

BOX QTY.
05



Sensor Compatible:	Yes	Beam Angle:	110°
Voltage/Frequency:	AC:220-240V,50Hz	Color of Fixture:	Black
Luminous Flux:	8500lm	Body Type:	Aluminium
CRI:	>70	IP Rating:	IP65
PF:	>0.9	Dimension:	330 x 271 x 33mm

NEW



3 METER WIRE
WITH EU PLUG

30W VT-4230

EAN Code

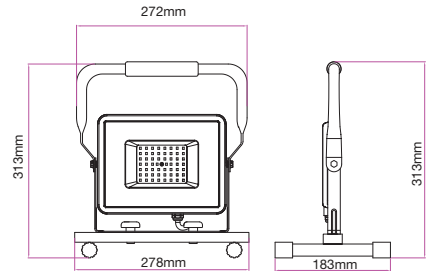

5927 - 4000K Day White
5928 - 6400K White

3800157622837
3800157622844

BOX QTY.
10

Sensor Compatible:	Yes	Beam Angle:	100°
Voltage/Frequency:	AC: 220-240V, 50Hz	Color of Fixture:	Black
Luminous Flux:	2550lm	Body Type:	Aluminium Die Cast
CRI:	>70	IP Rating:	IP65
PF:	>0.9	Dimension:	243x 275x 184mm

NEW



3 METER WIRE
WITH EU PLUG

50W VT-4250

EAN Code

5929 - 4000K Day White
5930 - 6400K White

3800157622851
3800157622868

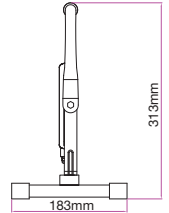
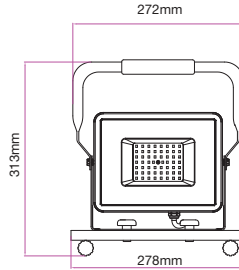
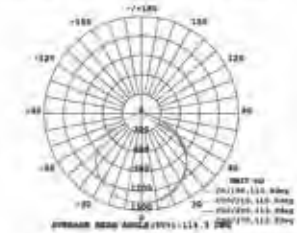
BOX QTY.
10

Sensor Compatible:	Yes	Beam Angle:	100°
Voltage/Frequency:	AC: 220-240V, 50Hz	Color of Fixture:	Black
Luminous Flux:	4250lm	Body Type:	Aluminium Die Cast
CRI:	>70	IP Rating:	IP65
PF:	>0.9	Dimension:	278 x 313 x 183mm

NEW



LUMINOUS INTENSITY DISTRIBUTION DIAGRAM



**3 METER WIRE
WITH BS PLUG**

50W VT-4251

EAN Code

5933 - 6400K White

3800157622899

BOX QTY.

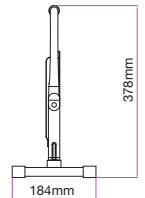
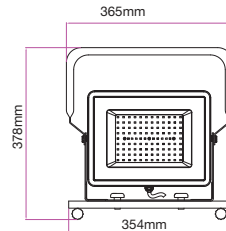

10

Sensor Compatible:	Yes	Beam Angle:	100°
Voltage/Frequency:	AC:220-240V,50/60Hz	Color of Fixture:	Black
Luminous Flux:	4250lm	Body Type:	Aluminium Die Cast
CRI:	>70	IP Rating:	IP65
PF:	>0.9	Dimension:	278x 313x 183mm

NEW



LUMINOUS INTENSITY DISTRIBUTION DIAGRAM



**3 METER WIRE
WITH EU PLUG**

100W VT-42100

EAN Code

5931 - 4000K Day White
5932 - 6400K White

3800157622875
3800157622882

BOX QTY.

04

Sensor Compatible:	Yes	Beam Angle:	100°
Voltage/Frequency:	AC: 220-240V, 50Hz	Color of Fixture:	Black
Luminous Flux:	8500lm	Body Type:	Aluminium Die Cast
CRI:	>70	IP Rating:	IP65
PF:	>0.9	Dimension:	354 x 378 x 184mm



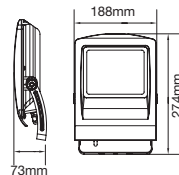
BOX QTY.
05

30W VT-4734

5661 - 3000K Warm White
5662 - 4500K Day White
5663 - 6000K White

EAN Code

3800157603089
3800157603096
3800157603102



Sensor Compatible:	Yes	Beam Angle:	90°
Voltage/Frequency:	AC:200-240,50Hz	Color of Fixture:	Grey
Luminous Flux:	2400lm	Body Type:	Die casting Aluminium
CRI:	>70	IP Rating:	IP65
PF:	>0.9	Dimension:	274 x 188 x 73mm



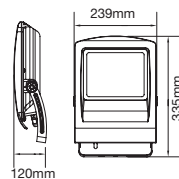
BOX QTY.
05

50W VT-4754

5664 - 3000K Warm White
5665 - 4500K Day White
5666 - 6000K White

EAN Code

3800157603119
3800157603126
3800157603133



Sensor Compatible:	Yes	Beam Angle:	100°
Voltage/Frequency:	AC:200-240,50Hz	Color of Fixture:	Grey
Luminous Flux:	4000lm	Body Type:	Die casting Aluminium
CRI:	>70	IP Rating:	IP65
PF:	>0.9	Dimension:	335 x 239 x 120mm



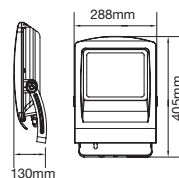
BOX QTY.
05

100W VT-47104

5667 - 3000K Warm White
5668 - 4500K Day White
5669 - 6000K White

EAN Code

3800157603140
3800157603157
3800157603164



Sensor Compatible:	Yes	Beam Angle:	100°
Voltage/Frequency:	AC:200-240,50Hz	Color of Fixture:	Grey
Luminous Flux:	8000lm	Body Type:	Die casting Aluminium
CRI:	>70	IP Rating:	IP65
PF:	>0.9	Dimension:	405 x 288 x 130mm

INNOVATIVE LED LIGHTING

LED PIR Floodlights

LED Floodlights with PIR are sleek and durable, ideal for lighting Driveways, Gardens and Buildings. These high-performance lights emit a Bright and Vibrant Light making it a sustainable replacement for traditional Halogen Floodlights and Metal Halide fixtures.



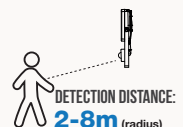
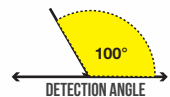
The advanced motion sensor PIR detects movement within a range of 2 – 8 meter and can also be adjusted to 3 different functions.

Colour Temperatures

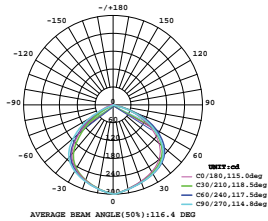


Salient Features

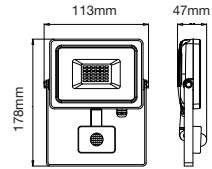
- Available in two refined body colour options (black and white)
 - Available from 10W up to 50W
 - Premium Quality Aluminium Alloy body
 - Corrosion Resistant
 - High Power LED chip
 - Built in driver - no external power supply required
 - High quality Fresnel lens for excellent coverage area
 - Integrated circuit designed for instant start-up on Detection
- Elevated level of Energy saving with LED + PIR



LUMINOUS INTENSITY DISTRIBUTION DIAGRAM



MOTION
SENSOR
(PIR)



10W VT-4911

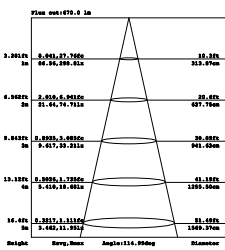
EAN Code

5786 - 3000K Warm White
5787 - 4000K Day White
5788 - 6400K White

3800157614603
3800157614610
3800157614627

Detection Angle: **120°**
Detection Distance: **2-8 Meters**

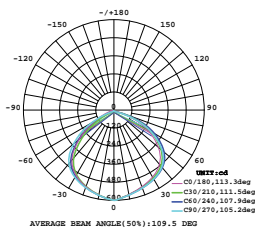
BOX QTY.
20



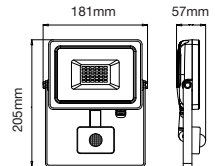
Note: The Curves indicate the illuminated area and the average illumination when the luminaire is at different distance.

Watts:	10W	Beam Angle:	100°
Voltage/Frequency:	AC:200-240,50Hz	Color of Fixture:	White
Luminous Flux:	800lm	Body Type:	Die casting Aluminium
CRI:	>70	IP Rating:	IP44
PF:	>0.9	Dimension:	113 x 178 x 47mm

LUMINOUS INTENSITY DISTRIBUTION DIAGRAM



MOTION
SENSOR
(PIR)



20W VT-4922

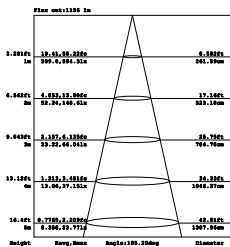
EAN Code

5804 - 3000K Warm White
5805 - 4000K Day White
5806 - 6400K White

3800157614788
3800157614795
3800157614801

Detection Angle: **120°**
Detection Distance: **2-8 Meters**

BOX QTY.
20

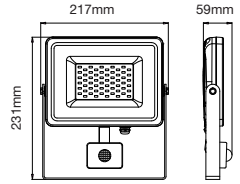
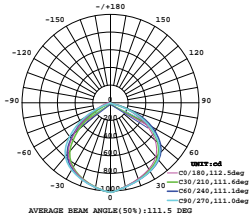


Note: The Curves indicate the illuminated area and the average illumination when the luminaire is at different distance.

Watts:	20W	Beam Angle:	100°
Voltage/Frequency:	AC:200-240,50Hz	Color of Fixture:	White
Luminous Flux:	1600lm	Body Type:	Die casting Aluminium
CRI:	>70	IP Rating:	IP44
PF:	>0.9	Dimension:	181 x 205 x 57mm

LED Floodlights | PIR Sensor Series

LUMINOUS INTENSITY DISTRIBUTION DIAGRAM



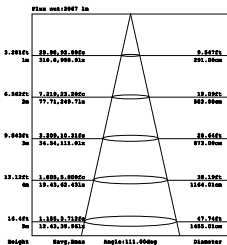
30W VT-4933

EAN Code

- 5822 - 3000K Warm White
- 5823 - 4000K Day White
- 5824 - 6400K White

- 3800157614962
- 3800157614979
- 3800157614986

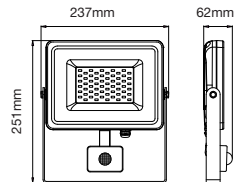
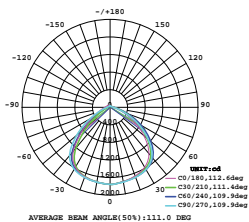
Detection Angle: **120°**
Detection Distance: **2-8 Meters**



Note: The Curves indicate the illuminated area and the average illumination when the luminaire is at different distance.

Watts:	30W	Beam Angle:	100°
Voltage/Frequency:	AC:200-240,50Hz	Color of Fixture:	White
Luminous Flux:	2550lm	Body Type:	Die casting Aluminium
CRI:	>70	IP Rating:	IP44
PF:	>0.9	Dimension:	217 x 231 x 59mm

LUMINOUS INTENSITY DISTRIBUTION DIAGRAM



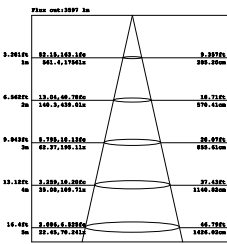
50W VT-4955

EAN Code

- 5840 - 3000K Warm White
- 5841 - 4000K Day White
- 5842 - 6400K White

- 3800157615143
- 3800157615150
- 3800157615167

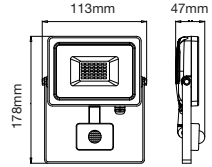
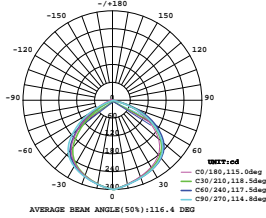
Detection Angle: **120°**
Detection Distance: **2-8 Meters**



Note: The Curves indicate the illuminated area and the average illumination when the luminaire is at different distance.

Watts:	50W	Beam Angle:	100°
Voltage/Frequency:	AC:200-240,50Hz	Color of Fixture:	White
Luminous Flux:	4250lm	Body Type:	Die casting Aluminium
CRI:	>70	IP Rating:	IP44
PF:	>0.9	Dimension:	237 x 251 x 62mm

LUMINOUS INTENSITY DISTRIBUTION DIAGRAM



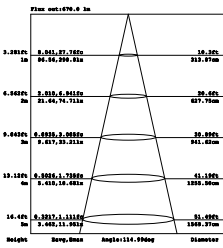
10W VT-4911

- 5783 - 3000K Warm White
- 5784 - 4000K Day White
- 5785 - 6400K White

EAN Code

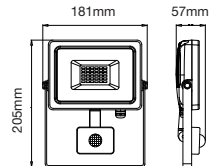
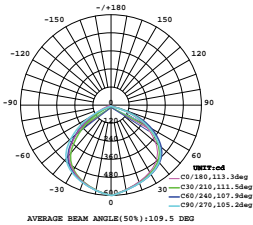
- 3800157614573
- 3800157614580
- 3800157614597

Detection Angle: **120°**
 Detection Distance: **2-8 Meters**



Watts:	10W	Beam Angle:	100°
Voltage/Frequency:	AC:200-240,50Hz	Color of Fixture:	Black
Luminous Flux:	800lm	Body Type:	Die casting Aluminium
CRI:	>70	IP Rating:	IP44
PF:	>0.9	Dimension:	113 x 178 x 47mm

LUMINOUS INTENSITY DISTRIBUTION DIAGRAM



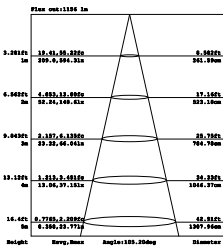
20W VT-4922

- 5801 - 3000K Warm White
- 5802 - 4000K Day White
- 5803 - 6400K White

EAN Code

- 3800157614757
- 3800157614764
- 3800157614771

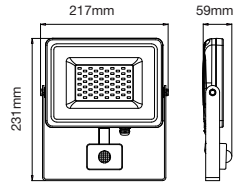
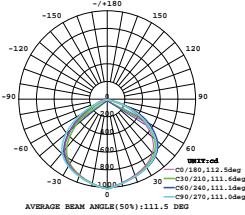
Detection Angle: **120°**
 Detection Distance: **2-8 Meters**



Watts:	20W	Beam Angle:	100°
Voltage/Frequency:	AC:200-240,50Hz	Color of Fixture:	Black
Luminous Flux:	1600lm	Body Type:	Die casting Aluminium
CRI:	>70	IP Rating:	IP44
PF:	>0.9	Dimension:	181 x 205 x 57mm

LED Floodlights | PIR Sensor Series

LUMINOUS INTENSITY DISTRIBUTION DIAGRAM



30W VT-4933

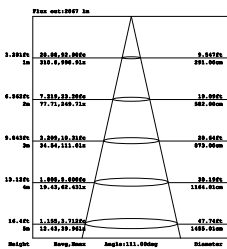
EAN Code

- 5819 - 3000K Warm White
- 5820 - 4000K Day White
- 5821 - 6400K White

- 3800157614931
- 3800157614948
- 3800157614955

Detection Angle: **120°**
Detection Distance: **2-8 Meters**

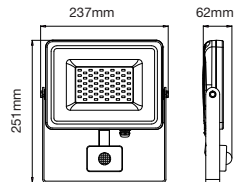
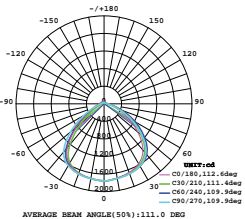
BOX QTY.
20



Note: The Curves indicate the illuminated area and the average illumination when the luminaire is at different distance.

Watts:	30W	Beam Angle:	100°
Voltage/Frequency:	AC:200-240,50Hz	Color of Fixture:	Black
Luminous Flux:	2550lm	Body Type:	Die casting Aluminium
CRI:	>70	IP Rating:	IP44
PF:	>0.9	Dimension:	217 x 231 x 59mm

LUMINOUS INTENSITY DISTRIBUTION DIAGRAM



50W VT-4955

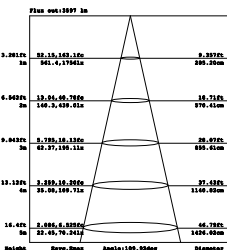
EAN Code

- 5837 - 3000K Warm White
- 5838 - 4000K Day White
- 5839 - 6400K White

- 3800157615112
- 3800157615129
- 3800157615136

Detection Angle: **120°**
Detection Distance: **2-8 Meters**

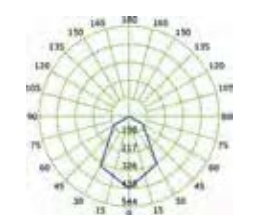
BOX QTY.
10



Note: The Curves indicate the illuminated area and the average illumination when the luminaire is at different distance.

Watts:	50W	Beam Angle:	100°
Voltage/Frequency:	AC:200-240,50Hz	Color of Fixture:	Black
Luminous Flux:	4250lm	Body Type:	Die casting Aluminium
CRI:	>70	IP Rating:	IP44
PF:	>0.9	Dimension:	237 x 251 x 62mm

LUMINOUS INTENSITY DISTRIBUTION DIAGRAM

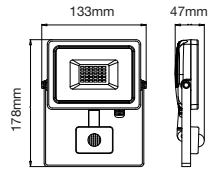


The average illuminance effective figure

How far: 10.0m

1.5m	10.22 lux	3.94m	1.97 lux
2.0m	7.67 lux	4.5m	1.77 lux
2.5m	6.14 lux	5.0m	1.60 lux
3.0m	5.11 lux	5.5m	1.46 lux
3.5m	4.38 lux	6.0m	1.34 lux
4.0m	3.81 lux	6.5m	1.24 lux
4.5m	3.33 lux	7.0m	1.16 lux
5.0m	2.93 lux	7.5m	1.09 lux
5.5m	2.59 lux	8.0m	1.03 lux
6.0m	2.31 lux	8.5m	0.98 lux
6.5m	2.07 lux	9.0m	0.93 lux
7.0m	1.86 lux	9.5m	0.89 lux
7.5m	1.68 lux	10.0m	0.85 lux
8.0m	1.51 lux		
8.5m	1.36 lux		
9.0m	1.23 lux		
9.5m	1.12 lux		
10.0m	1.02 lux		

Note: The Curves indicate the illuminated area and the average illumination when the luminaire is at different distance.



10W VT-4810-1 PIR

5746 - 3000K Warm White
5747 - 4500K Day White

EAN Code

3800157608206
3800157608213

Detection Angle: **120°**
Detection Distance: **2-8 Meters**

BOX QTY.
20

Watts:	10W	Beam Angle:	100°
Voltage/Frequency:	AC:200-240,50Hz	Color of Fixture:	White
Luminous Flux:	800lm	Body Type:	Die casting Aluminium
CRI:	>70	IP Rating:	IP44
PF:	>0.9	Dimension:	133x178x47mm

LUMINOUS INTENSITY DISTRIBUTION DIAGRAM

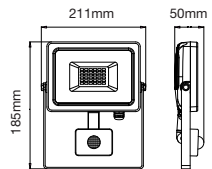


The average illuminance effective figure

How far: 10.0m

1.5m	18.44 lux	5.44m	3.10 lux
2.0m	13.83 lux	6.0m	2.78 lux
2.5m	11.06 lux	6.5m	2.51 lux
3.0m	9.17 lux	7.0m	2.28 lux
3.5m	7.84 lux	7.5m	2.09 lux
4.0m	6.81 lux	8.0m	1.92 lux
4.5m	5.97 lux	8.5m	1.78 lux
5.0m	5.28 lux	9.0m	1.65 lux
5.5m	4.69 lux	9.5m	1.54 lux
6.0m	4.14 lux	10.0m	1.44 lux
6.5m	3.71 lux		
7.0m	3.33 lux		
7.5m	3.00 lux		
8.0m	2.71 lux		
8.5m	2.46 lux		
9.0m	2.23 lux		
9.5m	2.03 lux		
10.0m	1.85 lux		

Note: The Curves indicate the illuminated area and the average illumination when the luminaire is at different distance.



20W VT-4820-1 PIR

5756 - 3000K Warm White
5749 - 4500K Day White
5750 - 6000K White

EAN Code

3800157611688
3800157608862
3800157608879

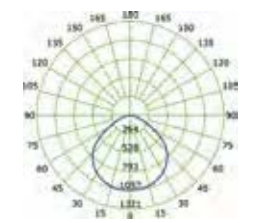
Detection Angle: **120°**
Detection Distance: **2-8 Meters**

BOX QTY.
15


Watts:	20W	Beam Angle:	100°
Voltage/Frequency:	AC:200-240,50Hz	Color of Fixture:	White
Luminous Flux:	1600lm	Body Type:	Die casting Aluminium
CRI:	>70	IP Rating:	IP44
PF:	>0.9	Dimension:	185x211x50mm

LED Floodlights | PIR Sensor Series

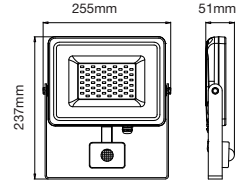
LUMINOUS INTENSITY DISTRIBUTION DIAGRAM



The average illuminance effective figure



Note: The Curves indicate the illuminated area and the average illumination when the luminaire is at different distance.



Detection Angle: **120°**
Detection Distance: **2-8 Meters**

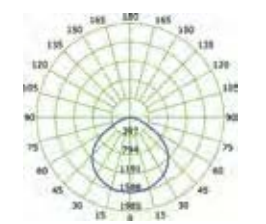
30W VT-4830-1 PIR
5752 - 6000K White

EAN Code
3800157608893

BOX QTY.
10

Watts:	30W	Beam Angle:	100°
Voltage/Frequency:	AC:200-240,50Hz	Color of Fixture:	White
Luminous Flux:	2400lm	Body Type:	Die casting Aluminium
CRI:	>70	IP Rating:	IP44
PF:	>0.9	Dimension:	237x255x51mm

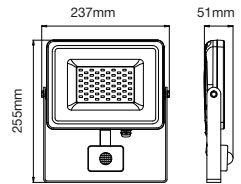
LUMINOUS INTENSITY DISTRIBUTION DIAGRAM



The average illuminance effective figure



Note: The Curves indicate the illuminated area and the average illumination when the luminaire is at different distance.



Detection Angle: **120°**
Detection Distance: **2-8 Meters**

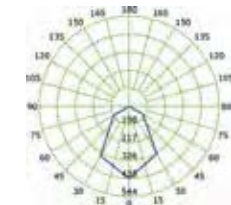
50W VT-4850-1 PIR
5758 - 3000K Warm White
5753 - 4500K Day White
5754 - 6000K White

EAN Code
3800157611701
3800157608909
3800157608916

BOX QTY.
10

Watts:	50W	Beam Angle:	100°
Voltage/Frequency:	AC:200-240,50Hz	Color of Fixture:	White
Luminous Flux:	4000lm	Body Type:	Die casting Aluminium
CRI:	>70	IP Rating:	IP44
PF:	>0.9	Dimension:	237x255x51mm

LUMINOUS INTENSITY DISTRIBUTION DIAGRAM

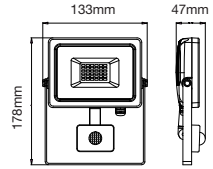


The average illuminance effective figure

How far: 100.00m

1.5m	18.00 lux	3.0m	4.50 lux
2.0m	13.50 lux	4.0m	3.38 lux
3.0m	9.00 lux	5.0m	2.70 lux
4.0m	6.75 lux	6.0m	2.25 lux
5.0m	5.40 lux	7.0m	1.93 lux
6.0m	4.50 lux	8.0m	1.72 lux
7.0m	3.86 lux	9.0m	1.64 lux
8.0m	3.38 lux	10.0m	1.56 lux
9.0m	2.99 lux	11.0m	1.49 lux
10.0m	2.70 lux	12.0m	1.43 lux
11.0m	2.45 lux	13.0m	1.38 lux
12.0m	2.25 lux	14.0m	1.33 lux
13.0m	2.07 lux	15.0m	1.29 lux
14.0m	1.93 lux	16.0m	1.25 lux
15.0m	1.82 lux	17.0m	1.22 lux
16.0m	1.72 lux	18.0m	1.19 lux
17.0m	1.64 lux	19.0m	1.16 lux
18.0m	1.56 lux	20.0m	1.14 lux

Note: The Curves indicate the illuminated area and the average illumination when the luminaire is at different distance.



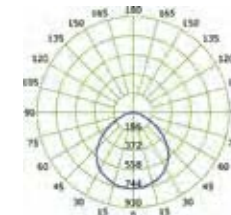
Detection Angle: **120°**
Detection Distance: **2-8 Meters**

10W VT-4810 PIR EAN Code
5723 - 3000K Warm White 3800157605724

BOX QTY.
15

Watts:	10W	Beam Angle:	100°
Voltage/Frequency:	AC:200-240,50Hz	Color of Fixture:	Black
Luminous Flux:	800lm	Body Type:	Die casting Aluminium
CRI:	>70	IP Rating:	IP44
PF:	>0.9	Dimension:	133x178x47mm

LUMINOUS INTENSITY DISTRIBUTION DIAGRAM

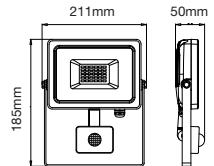


The average illuminance effective figure

How far: 100.00m

1.5m	36.00 lux	3.0m	10.80 lux
2.0m	27.00 lux	4.0m	8.10 lux
3.0m	18.00 lux	5.0m	6.48 lux
4.0m	13.50 lux	6.0m	5.40 lux
5.0m	10.80 lux	7.0m	4.66 lux
6.0m	9.00 lux	8.0m	4.09 lux
7.0m	7.71 lux	9.0m	3.64 lux
8.0m	6.75 lux	10.0m	3.30 lux
9.0m	6.00 lux	11.0m	3.02 lux
10.0m	5.40 lux	12.0m	2.79 lux
11.0m	4.91 lux	13.0m	2.60 lux
12.0m	4.50 lux	14.0m	2.44 lux
13.0m	4.15 lux	15.0m	2.31 lux
14.0m	3.86 lux	16.0m	2.20 lux
15.0m	3.60 lux	17.0m	2.11 lux
16.0m	3.38 lux	18.0m	2.03 lux
17.0m	3.19 lux	19.0m	1.96 lux
18.0m	3.01 lux	20.0m	1.90 lux

Note: The Curves indicate the illuminated area and the average illumination when the luminaire is at different distance.



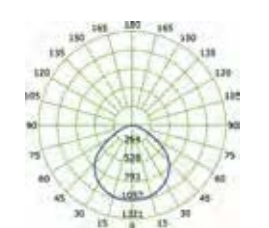
Detection Angle: **120°**
Detection Distance: **2-8 Meters**

20W VT-4820 PIR EAN Code
5697 - 3000K Warm White 3800157604338
5698 - 4500K Day White 3800157604345
5715 - 6000K White 3800157604949


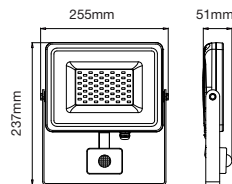
BOX QTY.
15

Watts:	20W	Beam Angle:	100°
Voltage/Frequency:	AC:200-240,50Hz	Color of Fixture:	Black
Luminous Flux:	1600lm	Body Type:	Die casting Aluminium
CRI:	>70	IP Rating:	IP44
PF:	>0.9	Dimension:	185x211x50mm

LUMINOUS INTENSITY DISTRIBUTION DIAGRAM



MOTION
PIR
SENSOR



Note: The Curves indicate the illuminated area and the average illumination when the luminaire is at different distance.

30W VT-4830 PIR

EAN Code

5699 - 3000K Warm White

5700 - 4500K Day White

5716 - 6000K White

3800157604352

3800157604369

3800157604956

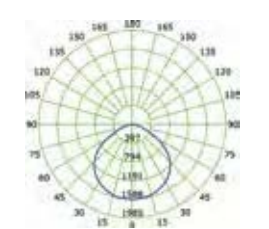
Detection Angle: **120°**

Detection Distance: **2-8 Meters**

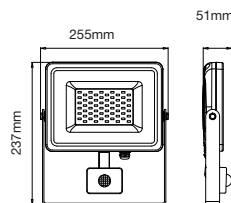
BOX QTY.
10

Watts:	30W	Beam Angle:	100°
Voltage/Frequency:	AC:200-240,50Hz	Color of Fixture:	Black
Luminous Flux:	2400lm	Body Type:	Die casting Aluminium
CRI:	>70	IP Rating:	IP44
PF:	>0.9	Dimension:	237x255x51mm

LUMINOUS INTENSITY DISTRIBUTION DIAGRAM



MOTION
PIR
SENSOR



Note: The Curves indicate the illuminated area and the average illumination when the luminaire is at different distance.

50W VT-4850 PIR

EAN Code

5701 - 3000K Warm White

5702 - 4500K Day White

5717 - 6000K White

3800157604376

3800157604383

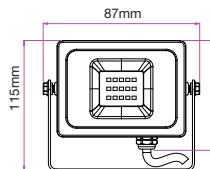
3800157604963

Detection Angle: **120°**

Detection Distance: **2-8 Meters**

BOX QTY.
10

Watts:	50W	Beam Angle:	100°
Voltage/Frequency:	AC:200-240,50Hz	Color of Fixture:	Black
Luminous Flux:	4000lm	Body Type:	Die casting Aluminium
CRI:	>70	IP Rating:	IP44
PF:	>0.9	Dimension:	237x255x51mm



RF

Remote Control

10W VT-4711

RGB 5894

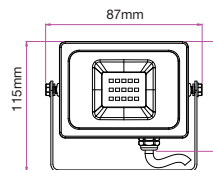
EAN Code

3800157617512

BOX QTY.

20

Watts:	10W	Beam Angle:	100°
Voltage/Frequency:	AC:200-240,50/60Hz	Color of Fixture:	Grey
Luminous Flux:	800lm	Body Type:	Die casting Aluminium
CRI:	> 80	IP Rating:	IP65
PF:	>0.9	Dimension:	115x87x85mm



Infrared

Remote Control

10W VT-4711

RGB 5895

EAN Code

3800157617529

BOX QTY.

20

Watts:	10W	Beam Angle:	100°
Voltage/Frequency:	AC:200-240,50/60Hz	Color of Fixture:	Grey
Luminous Flux:	800lm	Body Type:	Die casting Aluminium
CRI:	> 80	IP Rating:	IP65
PF:	>0.95	Dimension:	115x87x85mm

LED Floodlights | RGB Series / Rechargeable



RF
Remote Control

30W VT-4732

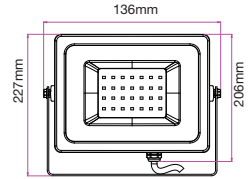
RGB 5755

BOX QTY.

06

EAN Code

3800157609517



Watts:	30W	Beam Angle:	120°
Voltage/Frequency:	AC: 90-240V, 50/60Hz	Color of Fixture:	Grey
Luminous Flux:	2400lm	Body Type:	Die casting Aluminium
CRI:	> 80	IP Rating:	IP65
PF:	>0.95	Dimension:	230x136x206mm



RF
Remote Control

50W VT-4752

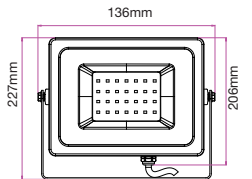
RGB 5691

BOX QTY.

06

EAN Code

3800157603508



Watts:	50W	Beam Angle:	120°
Voltage/Frequency:	AC:100-240V,50/60Hz	Color of Fixture:	Grey
Luminous Flux:	4000lm	Body Type:	Die casting Aluminium
CRI:	> 80	IP Rating:	IP65
PF:	>0.95	Dimension:	230x136x206mm



Rechargeable
Portable

20W VT-4822

5692 - 4500K Day White
5735 - 6000K White

BOX QTY.

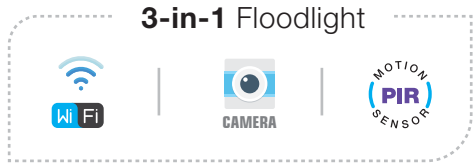
10

EAN Code

3800157603515

3800157606929

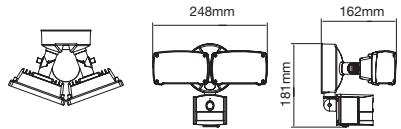
Watts:	20W	Beam Angle:	100°
Voltage/Frequency:	AC:100-240V,50/60Hz	Color of Fixture:	Green
Luminous Flux:	1600lm	Body Type:	Plastic + Aluminium
CRI:	/	IP Rating:	IP44
PF:	>0.7	Dimension:	208 x 204 x 355mm



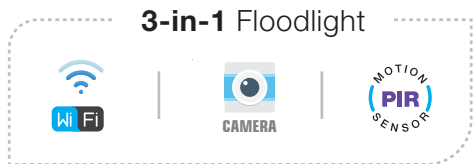
18W VT-4818
5745 - 6000K White

EAN Code
3800157608268

BOX QTY.
04



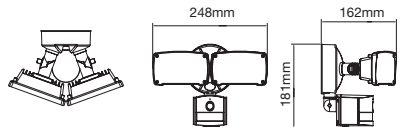
Power:	AC100-240V	Material:	ABS +Die casting Aluminium
Output:	18W	Image sensor:	1/4 " 1Megapixel CMOS
Detection Range:	0-12M	Video Compression:	H.264 /MJPEG dual video stream
Detect Angle:	180°	Max Image Resolution:	1280*720
Delay Time:	0-30S	Pixels:	1 million pixels
LED:	42PCS 0.2W	Size:	248x 162x 181mm
Luminous Flux:	600lm	Color of Fixture:	White



18W VT-4818
5917 - 6000K White

EAN Code
3800157620925

BOX QTY.
04



Power:	AC100-240V	Material:	ABS +Die casting Aluminium
Output:	18W	Image sensor:	1/4 " 1Megapixel CMOS
Detection Range:	0-12M	Video Compression:	H.264 /MJPEG dual video stream
Detect Angle:	180°	Max Image Resolution:	1280*720
Delay Time:	0-30S	Pixels:	1 million pixels
LED:	42PCS 0.2W	Size:	248x 162x 181mm
Luminous Flux:	600lm	Color of Fixture:	Black



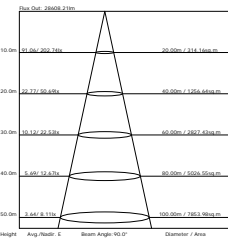
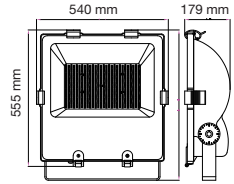
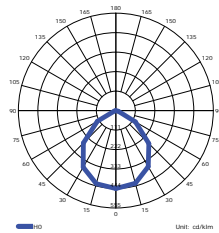
LED **Big Power** Series



Your Reliable Power Partner

120⁺⁺
HIGH LUMENS

LUMINOUS INTENSITY DISTRIBUTION DIAGRAM



Note: The Curves indicate the illuminated area and the average illumination when the luminaire is at different distance.

500W VT-47500

5696 - 6000K White

EAN Code

3800157603812

BOX QTY.

01

Sensor Compatible: **Yes**

Beam Angle: **120°**

Voltage/Frequency: **AC:100-240V,50/60Hz**

Color of Fixture: **Black**

Luminous Flux: **40000lm**

Body Type: **Die casting Aluminium**

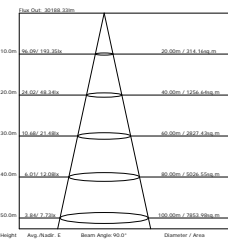
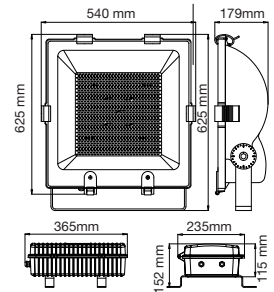
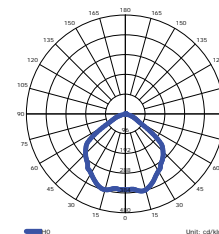
CRI: **>70**

IP Rating: **IP65**

PF: **>0.9**

Dimension: **555 x 540 x 179mm**

LUMINOUS INTENSITY DISTRIBUTION DIAGRAM



Note: The Curves indicate the illuminated area and the average illumination when the luminaire is at different distance.

600W VT-47600

5726 - 4500K Day White

EAN Code

3800157605854

BOX QTY.

01

Sensor Compatible: **Yes**

Beam Angle: **120°**

Voltage/Frequency: **AC:100-240V,50/60Hz**

Color of Fixture: **Black**

Luminous Flux: **48000lm**

Body Type: **Die casting Aluminium**

CRI: **>70**

IP Rating: **IP65**

PF: **>0.9**

Dimension: **540 x 625 x 179mm**

NEW



500W VT-49500

EAN Code

5934 - 4500K Day White

3800157623605

5935 - 6000K White

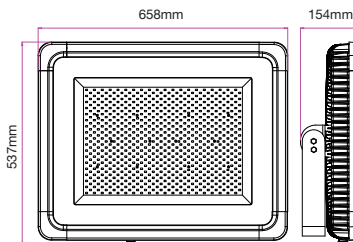
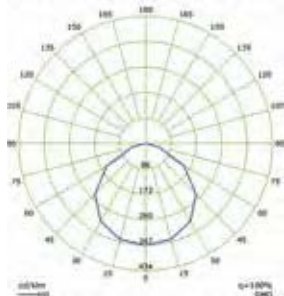
3800157623612

BOX QTY.



Sensor Compatible:	Yes	Beam Angle:	100°
Voltage/Frequency:	AC: 200-240, 50Hz	Color of Fixture:	Black
Luminous Flux:	60000lm	Body Type:	Die casting Aluminium
CRI:	>70	IP Rating:	IP65
PF:	>0.9	Dimension:	658 x 537 x 154mm

Luminous Intensity Distribution Curve(cd/klm)



NEW



WITH
LENS



500W VT-49501

EAN Code

5936 - 4000K Day White

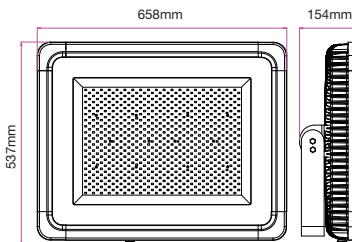
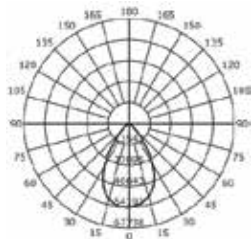
3800157624985

5937 - 6000K White

3800157624992

BOX QTY.
01

Sensor Compatible:	Yes	Beam Angle:	60°
Voltage/Frequency:	AC:100-240V, 50/60Hz	Color of Fixture:	Black
Luminous Flux:	60000lm	Body Type:	Die casting Aluminium
CRI:	>70	IP Rating:	IP65
PF:	>0.9	Dimension:	658 x 537 x 154mm



NEW



WITH
LENS



1000W VT-491001

EAN Code

5938 - 4000K Day White
5939 - 6000K White

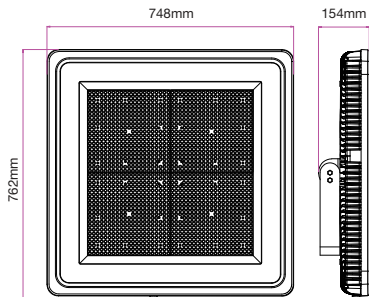
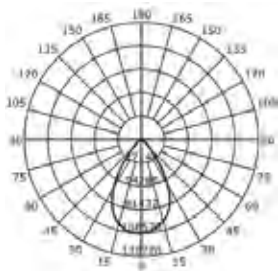
3800157625005
3800157625012

BOX QTY.



01

Sensor Compatible:	Yes	Beam Angle:	60°
Voltage/Frequency:	AC:100-240V, 50/60Hz	Color of Fixture:	Black
Luminous Flux:	120000lm	Body Type:	Die casting Aluminium
CRI:	>70	IP Rating:	IP65
PF:	>0.9	Dimension:	748 x 762 x 154mm





120⁺⁺ LM/W
HIGH LUMENS

1000W VT-491000

EAN Code

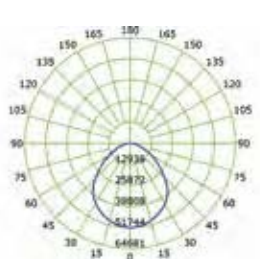
5915 - 4500K Day White
5916 - 6400K White

3800157619752
3800157619769

BOX QTY.
01

Sensor Compatible:	Yes	Beam Angle:	100°
Voltage/Frequency:	AC: 100-240, 50/60HzV	Color of Fixture:	Black
Luminous Flux:	120000lm	Body Type:	Die casting Aluminium
CRI:	>70	IP Rating:	IP65
PF:	>0.9	Dimension:	748 x 762 x 154mm

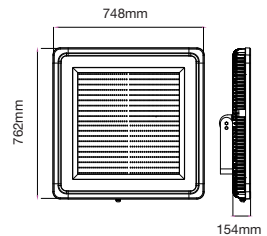
LUMINOUS INTENSITY DISTRIBUTION DIAGRAM

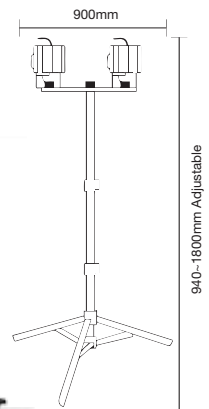


The Average Illuminance Effective Figure



Note: The Curves indicate the illuminated area and the average illumination when the luminaire is at different distance.





Tripod Stand for Flood Lights (Yellow)

BOX QTY.
08

Model No	VT-41150
SKU Code	9104
EAN Code	3800230626202



BOX QTY.
08

Tripod Stand for Flood Lights (Black)

Model No	VT-41150
SKU Code	9546
EAN Code	3800157604925

Waterproof Box Terminal Block



RESISTANT



Wire range:0.5-2.5mm² Inside Terminal Block

Model No:	VT-7224
SKU Code:	3578
EAN Code:	3800157605335
Voltage:	250V Max
Material:	Polypropylene (PP)
Size:	123x46x33mm

BOX QTY.
160

Model No	VT-792
SKU Code	3621
EAN Code	3800157607735

BOX QTY.
500

Wire range:4-6.5mm



RESISTANT



Wire range:0.5-2.5mm² Inside Terminal Block

Model No:	VT-7224
SKU Code:	5897
EAN Code:	3800157619202
Voltage:	250V Max
Material:	Polypropylene (PP)
Size:	123x46x33mm

BOX QTY.
240

Model No	VT-792
SKU Code	5896
EAN Code	3800157619196

BOX QTY.
500

Wire range:4-6.5mm

Billboard Stand For Flood Lights

BOX QTY.
04

Model No	VT-794
SKU Code	3623
EAN Code	3800157607810

85cm Suitable For:
10w - 20w - 30w - 50w



BOX QTY.
04

Model No	VT-793
SKU Code	3622
EAN Code	3800157607803

87cm Suitable For:
70w - 100w - 120w - 150w - 200w



LED Panels

Experience consistent illumination and zero hot or cold spots, introducing slim and sleek LED Panel Lighting from.




Product Features

- Ultra Slim Design
- Contemporary & Elegant Design
- Higher Light Transmission Rate
- Exterior shell, cannot be easily damaged
- No infrared, does not attract flies
- Easy to install
- No Lead or Mercury content hence environment friendly
- Dimmable options available in selected models

Applications

Offices, Conference Room, Hospitals, Hotels, Shopping Malls, Showroom, Kitchen and Domestic Lighting etc.



NEW

60 x 60 LED Panel

45W VT-6165

6419 3000K Warm White
6420 4000K Day White
6421 6400K White

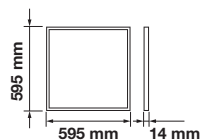
EAN Code

3800157626828
3800157626835
3800157626842

6
Pack

BOX QTY.
06


Emergency Pack:	Available	PF:	> 0.9
Voltage/Frequency:	AC:220-240V, 50/60Hz	Beam Angle:	120°
Luminous Flux:	3600lm	Body Type:	Aluminium+PMMA
LED Type:	SMD	Shape:	Square
CRI:	>80	Dimension:	595 x 595 x14mm



Drivers for Panels (EMC Approved)

SKU: **6269**
Type: **Dimmable**
Power: **45W**
EAN Code: **3800157614429**

LED Panels



60 x 60 LED Panel

45W VT-6060

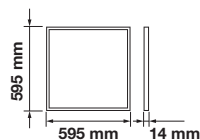
EAN Code

6
Pack

BOX QTY.
06

60286 - 3000K Warm White 3800230624482
 60246 - 4000K Day White 3800230623652
 60256 - 6400K White 3800230623584


Emergency Pack:	Available	PF:	> 0.9
Voltage/Frequency:	AC:220-240V, 50/60Hz	Beam Angle:	120°
Luminous Flux:	3600lm	Body Type:	Aluminium+PMMA+PP
LED Type:	SMD	Shape:	Square
CRI:	>80	Dimension:	595 x 595 x14mm



Drivers for Panels (EMC Approved)

SKU:	6019	6029	} Compatible with
Type:	Dimmable	Tridonic	
Power:	45W	45W	
EAN Code:	3800157604017	N/A	

LED Panels



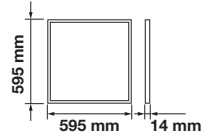
UGR<19 **Micro Prismatic**

60 x 60 LED Panel

45W VT-6068

EAN Code

62206 - 3000K Warm White 3800157619516
 62186 - 4000K Day White 3800157609265
 62196 - 6400K White 3800157609272



BOX QTY.
06

Emergency Pack:	45W	PF:	> 0.9
Voltage/Frequency:	AC:220-240V, 50/60Hz	Beam Angle:	120°
Luminous Flux:	3600lm	Body Type:	Aluminium+PMMA+PP
LED Type:	SMD	Shape:	Square
CRI:	>80	Dimension:	595 x 595 x14mm



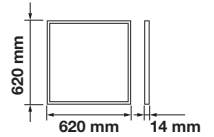
UGR<19 **Micro Prismatic**

62 x 62 LED Panel

45W VT-6069

EAN Code

6222 - 3000K Warm White 3800157604918
 6217 - 4000K Day White 3800157604857
 6221 - 6400K White 3800157604901



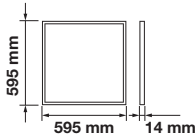

BOX QTY.
06

Emergency Pack:	Available	PF:	>0.9
Voltage/Frequency:	AC:220-240V, 50/60Hz	Beam Angle:	120°
Luminous Flux:	3600lm	Body Type:	Aluminium+PMMA+PP
LED Type:	SMD	Shape:	Square
CRI:	>80	Dimension:	620 x 620 x14mm

Drivers for Panels (EMC Approved)

SKU:	6019	6029	} Compatible with	Compatible with		
Type:	Dimmable	Tridonic			60286 / 62206	6222
Power:	45W	45W			60246 / 6218 6	6217
EAN Code:	3800157604017	N/A			60256 / 62196	6221

LED Panels



60 x 60 LED Panel

29W VT-6129

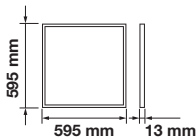
62406 / 6240 - 3000K Warm White
 62416 / 6241 - 4000K Day White
 62426 / 6242 - 6400K White

BOX QTY.
 06
 EAN Code

120⁺⁺
 LM/W
HIGH LUMENS

3800157619608 / 3800157608169
 3800157609289 / 3800157608176
 3800157609296 / 3800157608183

Emergency Pack:	Available	PF:	>0.9
Voltage/Frequency:	AC:220-240V, 50/60Hz	Beam Angle:	120°
Luminous Flux:	3600lm	Body Type:	Aluminium+PMMA+PC
LED Type:	SMD	Shape:	Square
CRI:	>80	Dimension:	595 x 595 x14mm



60 x 60 LED Panel

45W VT-6145

63776 - 3000K Warm White
 62366 / 6236 - 4000K Day White
 62376 / 6237 - 6400K White

BOX QTY.
 06
 EAN Code

120⁺⁺
 LM/W
HIGH LUMENS

3800157622158
 3800157615723 / 3800157607612
 3800157615730 / 3800157607629

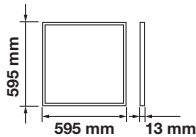

Emergency Pack:	Available	PF:	>0.9
Voltage/Frequency:	AC:220-240V, 50/60Hz	Beam Angle:	120°
Luminous Flux:	5400lm	Body Type:	Aluminium+PMMA+PP
LED Type:	SMD	Shape:	Square
CRI:	>80	Dimension:	595 x 595 x13mm

Drivers for Panels (EMC Approved)

SKU: **6269**
 Type: **Dimmable**
 Power: **45W**
 EAN Code: **3800157614429**

BOX QTY.
 50

LED Panels



60 x 60 LED Panel

36W VT-6136

6376 - 3000K Warm White

6238 - 4000K Day White

6239 - 6400K White

BOX QTY.
06

EAN Code

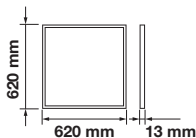
3800157622141

3800157607636

3800157607643

120⁺⁺
LM/W
HIGH LUMENS

Emergency Pack:	Available	PF:	>0.9
Voltage/Frequency:	AC:220-240V, 50/60Hz	Beam Angle:	120°
Luminous Flux:	4320lm	Body Type:	Aluminium+PMMA+PC
LED Type:	SMD	Shape:	Square
CRI:	>80	Dimension:	595 x 595 x13mm



62 x 62 LED Panel

36W VT-6137

63786 - 3000K Warm White

62436 - 4000K Day White

63796 - 6400K White

BOX QTY.
06

EAN Code

3800157622165

3800157608190

3800157622172

120⁺⁺
LM/W
HIGH LUMENS

Emergency Pack:	Available	PF:	>0.9
Voltage/Frequency:	AC:220-240V, 50/60Hz	Beam Angle:	120°
Luminous Flux:	4320lm	Body Type:	Aluminium+PMMA+PC
LED Type:	SMD	Shape:	Square
CRI:	>80	Dimension:	620 x 620 x13mm

Drivers for Panels (EMC Approved)

SKU: **6019**
 Type: **Dimmable**
 Power: **45W**
 EAN Code: **3800157604017**



120⁺⁺
LM/W
HIGH LUMENS

IP65
RATED

60 x 60 LED Panel

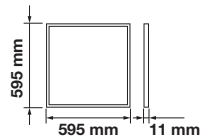
40W VT-6140

6331 - 4000K Day White
6330 - 6400K White

EAN Code

3800157620093
3800157620086

BOX QTY.
06



Emergency Pack:	Available	PF:	> 0.9
Voltage/Frequency:	AC:220-240V,50Hz	Beam Angle:	120°
Luminous Flux:	4960lm	Body Type:	Aluminium
LED Type:	SMD	Shape:	Square
CRI:	>80	Dimension:	595 x 595 x14mm

2IN1
RECESSED OR SURFACE



NEW

60 x 60 LED Panel

36W VT-6139

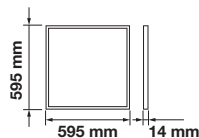
6380 - 4000K Day White
6381 - 6400K White

EAN Code

3800157624008
3800157624015

BOX QTY.

04



Emergency Pack:	Available	PF:	> 0.9
Voltage/Frequency:	AC:200-240V, 50/60Hz	Beam Angle:	120°
Luminous Flux:	2880lm	Body Type:	Aluminium+PMMA+PP
LED Type:	SMD	Shape:	Square
CRI:	>80	Dimension:	595 x 595 x14mm

LED Panels



Drivers for Panels (EMC Approved)

SKU:	6019	6029
Type:	Dimmable	Tridonic
Power:	45W	45W
EAN Code:	3800157604017	N/A

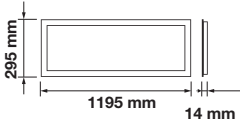
120⁺⁺
LM/W
HIGH LUMENS

30 x 120 LED Panel

29W VT-12031 EAN Code

6256 - 3000K Warm White	3800157610414
6257 - 4000K Day White	3800157610421
6258 - 6400K White	3800157610438

BOX QTY.
06



Emergency Pack:	Available	PF:	>0.9
Voltage/Frequency:	AC:200-240V, 50/60Hz	Beam Angle:	120°
Luminous Flux:	3600lm	Body Type:	Aluminium+PMMA+PS
LED Type:	SMD	Shape:	Rectangle
CRI:	>80	Dimension:	1195 x 295 x14mm

NEW



Drivers for Panels (EMC Approved)

SKU:	6386
Type:	Non-Dimmable
Power:	45W
EAN Code:	

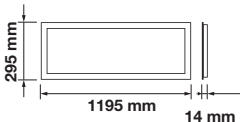
120⁺⁺
LM/W
HIGH LUMENS

30 x 120 LED Panel

45W VT-12046 EAN Code

6384 - 4000K Day White	3800157624770
6385 - 6400K White	3800157624787

BOX QTY.
06



Emergency Pack:	Available	PF:	>0.9
Voltage/Frequency:	AC:200-240V, 50/60Hz	Beam Angle:	120°
Luminous Flux:	5400lm	Body Type:	Aluminium+PMMA+PS
LED Type:	SMD	Shape:	Rectangle
CRI:	>80	Dimension:	1195 x 295 x14mm

LED Panels



30 x 120 LED Panel

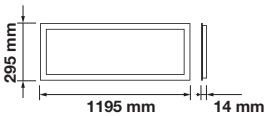
45W VT-12030

60696 - 3000K Warm White
60266 / 6026 - 4000K Day White
60276 - 6400K White

EAN Code

3800157609326
3800157609302 / 3800230623638
3800157609319

BOX QTY.
 06



Emergency Pack:	Available	PF:	> 0.9
Voltage/Frequency:	AC:200-240V, 50/60Hz	Beam Angle:	120°
Luminous Flux:	3600lm	Body Type:	Aluminium+PMMA+PS
LED Type:	SMD	Shape:	Rectangle
CRI:	>80	Dimension:	1195 x 295 x14mm



30 x 120 LED Panel

45W VT-12032

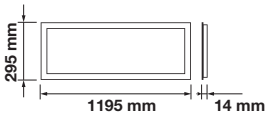
6329 - 4000K Day White

EAN Code

3800157619615

UGR<19

BOX QTY.
 06



Emergency Pack:	Available	PF:	> 0.9
Voltage/Frequency:	AC:200-240V, 50/60Hz	Beam Angle:	120°
Luminous Flux:	3600lm	Body Type:	Aluminium+PMMA+PS
LED Type:	SMD	Shape:	Rectangle
CRI:	>80	Dimension:	1195 x 295 x14mm

Drivers for Panels (EMC Approved)

SKU:	6019	6029
Type:	Dimmable	Tridonic
Power:	45W	45W
EAN Code:	3800157604017	N/A

BOX QTY.
 01



120⁺⁺
LM/W
HIGH LUMENS

NEW

60 x 120 LED Panel

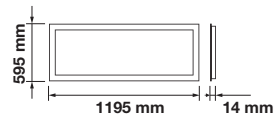
45W VT-12047

EAN Code

BOX QTY.
02

6425 4000K Day White
6426 6400K White

3800157626972
3800157626989



Emergency Pack:	Available	PF:	>0.9
Voltage/Frequency:	AC:220-240V, 50/60Hz	Beam Angle:	120°
Luminous Flux:	5400lm	Body Type:	Aluminium+PMMA
LED Type:	SMD	Shape:	Rectangle
CRI:	>80	Dimension:	1195 x 595 x14mm

Drivers for Panels (EMC Approved)

SKU: **6427**
Type: **Non -Dimmable**
Power: **45W**
EAN Code: **3800157626996**

BOX QTY.
01

LED Panels



120⁺⁺
LM/W
HIGH LUMENS

60 x 120 LED Panel

BOX QTY.

02

45W VT-12045

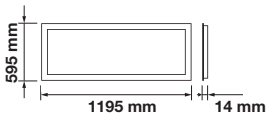
EAN Code

6332 - 4000K Day White

3800157620321

6333 - 6400K White

3800157620338



Emergency Pack:	Available	PF:	>0.9
Voltage/Frequency:	AC:200-240V, 50/60Hz	Beam Angle:	120°
Luminous Flux:	5400lm	Body Type:	Aluminium+PMMA+PS
LED Type:	SMD	Shape:	Rectangle
CRI:	>80	Dimension:	1195 x 595 x14mm

Drivers for Panels (EMC Approved)

SKU: **6386**

Type: **Non -Dimmable**

BOX QTY.

EAN Code:

3800157624886

02



BOX QTY.

LED Surface Panel

10

48W VT-6148

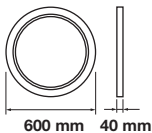
EAN Code

6261 - 3000K Warm White

3800157612111

6260 - 6400K White

3800157612104



Voltage/Frequency:	AC:220-240V, 50/60Hz	Beam Angle:	110°
Luminous Flux:	3850lm	Body Type:	Aluminium
LED Type:	SMD	Shape:	Round
CRI:	>80	Dimension:	Ø600 x 40mm
PF:	>0.9		

LED Panels

NEW



BOX QTY.

 10

LED Suspended Panel

40W VT-6141 EAN Code

6432 - 4000K Day White 3800157628112

Emergency Pack:	Available	PF:	>0.9
Voltage/Frequency:	AC:85-265V, 50/60Hz	Beam Angle:	120°
Luminous Flux:	3200lm	Body Type:	Die Cast Aluminium
LED Type:	SMD	Shape:	Round
CRI:	>80	Dimension:	Ø400mm

NEW



BOX QTY.

 10

LED Suspended Panel

40W VT-6141 EAN Code

6433 - 4000K Day White 3800157628129

Emergency Pack:	Available	PF:	>0.9
Voltage/Frequency:	AC:85-265V, 50/60Hz	Beam Angle:	120°
Luminous Flux:	3200lm	Body Type:	Die Cast Aluminium
LED Type:	SMD	Shape:	Round
CRI:	>80	Dimension:	Ø400mm



LED Panels

In order to make the slim panels more compatible, has developed accessories so that the products can be installed in different types of option. This allows all our panels to be installed in three different types as required by the clients. They are :

- Recessed type
- Suspended mounted
- Surface mounted

Below are the accessories which support in making this type of installation possible:



Hanging Wires Fittings Kit

for Suspended Panels

PRODUCT SKU : 6018

EAN CODE: 3800230623669


BOX QTY.
00

Adjustable height from 0.3 to 1m

This product can be used for all sizes of panels , that is

- 300 x 300
- 600 x 600
- 1200 x 300
- 1200 x 600


Case for External mounting for panels



Mounting for 1200x 600

Product SKU: 9989

BOX QTY.
02



Mounting for 1200 x 300

Product SKU : 9969

EAN Code: 3800230623683

BOX QTY.
06



Case for External mounting for panels


We provide mounting cases with variety of sizes to fit our panels. Convert the recessed panel to surface panel and install it easily on solid surfaces.



Mounting for 300 x 300

Product SKU: 9970
EAN Code: 3800230623690


BOX QTY.
 **05**



Mounting for 600 x 600

Product SKU : 9999
EAN Code: 3800230623676


BOX QTY.
 **05**



Mounting for 620 x 620

Product SKU: 9997

BOX QTY.
 **05**



Extension Frame for 625 x 625

Product SKU : 9968
EAN Code: 3800230623706

BOX QTY.
 **13**

LED Panels

Mounting for 600 x 600

Product SKU : 3678
 EAN Code: 3800157625272

Plain sides,
 No visible screws



BOX QTY.
 25

Mounting for 600 x 600

Product SKU : 6327
 EAN Code: 3800157619424



BOX QTY.
 20

Mounting for 295 x 1195

Product SKU : 3679
 EAN Code: 3800157625289

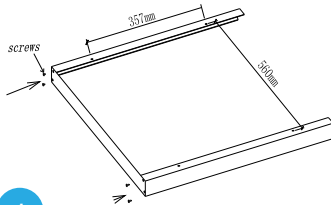
BOX QTY.
 12



Installation Instruction for the Surface Mounted fixture of led Panel light

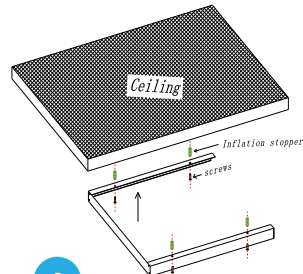
Here shows two installation methods, it should be installed differently according to your brought instalation accessories.

Ceiling Mounted Type



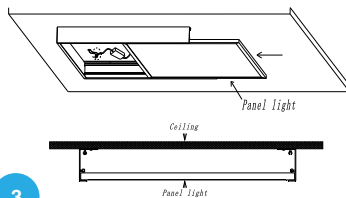
1

1. Install and fix the 3 pieces of Aluminium profile into together in screws



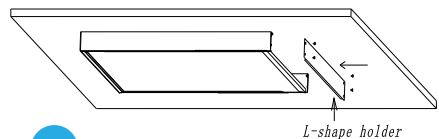
2

2. Install the fixed fixture with 3 sides on the ceiling



3

3. place the led panel into the fixture.



4

4. Install the last L shape Aluminiumprofile to the fixed fixtures with 3sides, installation is finish turn on the power and light the luminaire

LED Panels



DALI
Constant Current Dimming Driver

BOX QTY.
50



DALI
Multi-current Driver

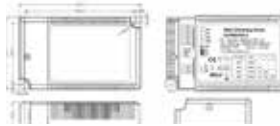
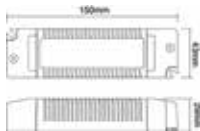
BOX QTY.
50



DALI
Master

BOX QTY.
05

Model No:	VT-24030	VT-24045	VT-24050
SKU Code:	3110	3106	3107
Voltage:	AC:220V	20-39V -1050mp	N/A
Emergency Pack:	Max 30	40W/45W	<10W
EAN Code:	3800157622103	3800157606868	3800157606844



DALI
Touch Panel Controller

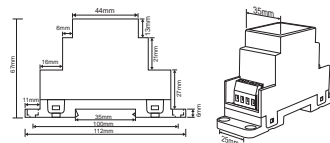
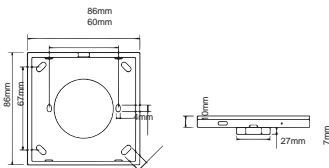
BOX QTY.
20



DALI
Bus Power Supply





BOX QTY.
50

Model No:	VT-24049	VT-24048
SKU Code:	3108	3109
Emergency Pack:	0.1W	4W
EAN Code:	3800157606851	



LED Panels

Driver for LED Panels

	 <p>120⁺⁺ LM/W HIGH LUMENS</p>  <p>FLICKER FREE</p> <p>45W</p> <p>BOX QTY. 50</p>	 <p>120⁺⁺ LM/W HIGH LUMENS</p> <p>45W</p> <p>BOX QTY. 01</p>	 <p>FLICKER FREE</p> <p>29W</p> <p>BOX QTY. 50</p>
SKU Code:	6270	6427	6271
Type:	Non-Dimmable	Non-Dimmable	Non-Dimmable
Voltage:	200-240V	200-240V	200-240V
Emergency Pack:	45W	45W	29W
EAN Code:	3800157614436	3800157626996	3800157614443

Drivers for LED Panels

	 <p>BOX QTY. 20</p> <p>29W</p>	 <p>BOX QTY. 50</p> <p>45W</p>	 <p>BOX QTY. 50</p> <p>70W</p>
SKU Code	6268	6269	6328
Type	Dimmable	Dimmable	Dimmable
Voltage	200-240V	200-240V	200-240V
Watts	29W	45W	70W
EAN Code	3800157614412	3800157614429	3800157619592



120⁺⁺ LM/W
HIGH LUMENS



120⁺⁺ LM/W
HIGH LUMENS



LED Panels

Emergency Pack SLIM & SLEEK

3Hr LED emergency lighting kit, designed to suit a wide range of LED types and circuits. The models have sealed Ni-Cd batteries able to guarantee high efficiency with high temperatures.



VT-518

EAN Code

BOX QTY.

SKU Code 60303

3800157617451



Suitable for 29W to 45W LED Panels

Voltage:	AC:220-240V, 50/60Hz	Battery:	NI-CD, 7,12V, 4000 mAh
Led output power:	10W Max	Color of Fixture:	Silver
Panel output power:	45W	Body Type:	Aluminium
Charging time:	≤ 36 hours	Size:	465 x52 x 33mm
Working time:	3 hours	Emergency switch on time:	<1 Second



VT-525

EAN Code

BOX QTY.

SKU Code 8275



Suitable for 6W to 24W LED Panels

Voltage:	AC:220-240V, 50/60Hz	Battery:	NI-CD, 7,12V, 4000 mAh
Led output power:	4W Max	Color of Fixture:	Silver
Panel output power:	24W	Body Type:	Aluminium
Charging time:	≤ 36 hours	Size:	465 x52 x 33mm
Working time:	3 hours	Emergency switch on time:	<1 Second

INNOVATIVE LED LIGHTING LED Mini Panels






The innovation of SMD lighting brought about the creation of the slim panels – a game changing answer to traditional downlight fixtures! Classy as it is, a mini panel fixture with built in LEDs also amounts to less than the old fittings.

Mini panels transform every setting into an ambiance with a modern touch to it with its systematic radiance and uniform lighting.

offers the widest range in this product category. We also stock all three colour outputs from white to warm white and day light .They all come in retrofit cut out sizes from 4 inches, 6 inches and 8 inches.



Salient Features

-  Ultra Slim Design
-  Contemporary & Elegant Design
-  Higher Light Transmission Rate
-  Exterior robust shell
-  Easy to install - Plug and play version

NEW



LED Liner Light

10W VT-10001

- 6401 - 3000K Warm White
- 6402 - 4000K Day White
- 6403 - 6400K White

BOX QTY.

20

EAN Code

- 3800157626620
- 3800157626637
- 3800157626644

Emergency Pack:	Available	PF:	>0.5
Voltage/Frequency:	AC:85-265V, 50/60Hz	Beam Angle:	120°
Luminous Flux:	750lm	Body Type:	Aluminium
LED Type:	EPISTAR	Dimension:	160 x 45 x 65mm
CRI:	>80	Cuting Size:	138 x 32mm

NEW



LED Liner Light

20W VT-20001

- 6404 - 3000K Warm White
- 6405 - 4000K Day White
- 6406 - 6400K White

BOX QTY.

20

EAN Code

- 3800157626651
- 3800157626668
- 3800157626675

Emergency Pack:	Available	PF:	>0.5
Voltage/Frequency:	AC:85-265V, 50/60Hz	Beam Angle:	120°
Luminous Flux:	1600lm	Body Type:	Aluminium
LED Type:	EPISTAR	Dimension:	290 x 45 x 65mm
CRI:	>80	Cuting Size:	170 x 32mm

NEW



LED Liner Light

30W VT-30001

- 6407 - 3000K Warm White
- 6408 - 4000K Day White
- 6409 - 6000K White

BOX QTY.

20

EAN Code

- 3800157626682
- 3800157626699
- 3800157626705

Emergency Pack:	Available	PF:	>0.5
Voltage/Frequency:	AC:85-265V, 50/60Hz	Beam Angle:	120°
Luminous Flux:	2400lm	Body Type:	Aluminium
LED Type:	EPISTAR	Dimension:	430 x 45 x 65mm
CRI:	>80	Cuting Size:	405 x 32mm

NEW



LED Liner Light

10W VT-10002

6410 - 3000K Warm White
6411 - 4000K Day White
6412 - 6000K White

BOX QTY.

20

EAN Code

3800157626712
3800157626729
3800157626736

Emergency Pack:	Available	PF:	>0.5
Voltage/Frequency:	AC:85-265V, 50/60Hz	Beam Angle:	120°
Luminous Flux:	700lm	Body Type:	Aluminium
LED Type:	EPISTAR	Dimension:	160 x 45 x 72mm
CRI:	>80	Cuting Size:	138 x 32mm

NEW



LED Liner Light

20W VT-20002

6413 - 3000K Warm White
6414 - 4000K Day White
6415 - 6000K White

BOX QTY.

20

EAN Code

3800157626743
3800157626750
3800157626767

Emergency Pack:	Available	PF:	>0.5
Voltage/Frequency:	AC:85-265V, 50/60Hz	Beam Angle:	120°
Luminous Flux:	1400lm	Body Type:	Aluminium
LED Type:	EPISTAR	Dimension:	290 x 45 x 72mm
CRI:	>80	Cuting Size:	170 x 32mm

NEW



LED Liner Light

30W VT-30002

6416 - 000K Warm White
6417 - 4000K Day White
6418 - 6000K White

BOX QTY.

20

EAN Code

3800157626774
3800157626781
3800157626798

Emergency Pack:	Available	PF:	>0.9
Voltage/Frequency:	AC:85-265V, 50/60Hz	Beam Angle:	120°
Luminous Flux:	2100lm	Body Type:	Aluminium
LED Type:	EPISTAR	Dimension:	430 x 45 x 72mm
CRI:	>80	Cuting Size:	405 x 32mm



LED Panel

3W VT-307 RD

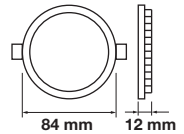
6292 - 3000K Warm White
6293 - 4000K Day White
6294 - 6400K White

BOX QTY.

40

EAN Code

3800157616751
3800157616768
3800157616775



Voltage/Frequency:	AC: 85-265V, 50/60Hz	Beam Angle:	120°
Luminous Flux:	210lm	Body Type:	Aluminium
LED Type:	SMD	Shape:	Round
CRI:	>80	Dimension:	Ø84mm x 12mm
PF:	> 0.5	Cutting Size:	Ø73mm



LED Panel

6W VT-607 RD

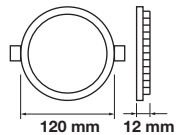
4854 - 3000K Warm White
4855 - 4000K Daywhit
4856 - 6400K White

BOX QTY.

40

EAN Code

3800230629753
3800230629760
3800230629777



Driver for Panel

SKU: **8120**

EAN Code: **3800157627337**

Emergency Pack:	Available	Beam Angle:	120°
Voltage/Frequency:	AC: 85-265V, 50/60Hz	Body Type:	Aluminium
Luminous Flux:	420lm	Shape:	Round
LED Type:	SMD	Dimension:	Ø120mm x 12mm
CRI:	>80	Cutting Size:	Ø105mm
PF:	> 0.5		



LED Panel

12W VT-1207 RD

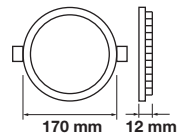
4857 - 3000K Warm White
4858 - 4000K Day White
4859 - 6400K White

BOX QTY.

20

EAN Code

3800230629784
3800230629791
3800230629807



Driver for Panel

SKU: **8121**

EAN Code: **3800157627344**

BOX QTY.

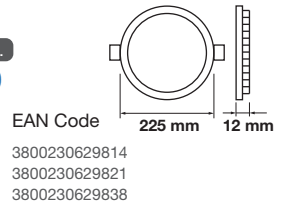
350

Emergency Pack:	Available	Beam Angle:	120°
Voltage/Frequency:	AC: 85-265V, 50/60Hz	Body Type:	Aluminium
Luminous Flux:	1000lm	Shape:	Round
LED Type:	SMD	Dimension:	Ø170mm x 12mm
CRI:	>80	Cutting Size:	Ø155mm
PF:	> 0.6		



LED Panel
18W VT-1807 RD

BOX QTY.
20



4860 - 3000K Warm White
 4861 - 4000K Day White
 4862 - 6400K White

EAN Code
 3800230629814
 3800230629821
 3800230629838

Driver for Panel

SKU: **8122**
 EAN Code: **3800157627351**

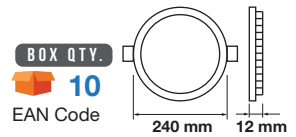
BOX QTY.
220

Emergency Pack:	Available	Beam Angle:	120°
Voltage/Frequency:	AC: 85-265V, 50/60Hz	Body Type:	Aluminium
Luminous Flux:	1500lm	Shape:	Round
LED Type:	SMD	Dimension:	Ø225mm x 12mm
CRI:	>80	Cutting Size:	Ø205mm
PF:	> 0.6		



LED Panel
22W VT-2207 RD

BOX QTY.
10



6422 3000K Warm White
 6423 4000K Day White
 6424 6400K White

EAN Code
 3800157626941
 3800157626958
 3800157626965

Emergency Pack:	Available	Beam Angle:	120°
Voltage/Frequency:	AC: 85-265V, 50/60Hz	Body Type:	Aluminium
Luminous Flux:	1800LM	Shape:	Round
LED Type:	SMD 2835	Dimension:	Ø240mm x 12mm
CRI:	>80	Cutting Size:	Ø220mm
PF:	>0.9		



LED Panel
24W VT-2407 RD

BOX QTY.
10



4872 - 3000K Warm White
 4873 - 4000K Day White
 4874 - 6400K White

EAN Code
 3800157601559
 3800157601566
 3800157601573

Driver for Panel

SKU: **8123**
 EAN Code: **3800157627368**

BOX QTY.
220

Emergency Pack:	Available	Beam Angle:	120°
Voltage/Frequency:	AC: 85-265V, 50/60Hz	Body Type:	Aluminium
Luminous Flux:	2000lm	Shape:	Round
LED Type:	SMD	Dimension:	Ø300mm x 12mm
CRI:	>80	Cutting Size:	Ø285mm
PF:	>0.9		



LED Panel

3W VT-307 SQ

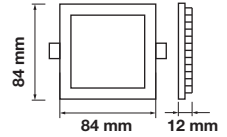
- 6295 - 3000K Warm White
- 6296 - 4000K Day White
- 6297 - 6400K White

BOX QTY.

40

EAN Code

- 3800157616782
- 3800157616799
- 3800157616805



Voltage/Frequency:	AC: 85-265V, 50/60Hz	Beam Angle:	120°
Luminous Flux:	210lm	Body Type:	Aluminium
LED Type:	SMD	Shape:	Square
CRI:	>80	Dimension:	84 x 84 x 12mm
PF:	> 0.5	Cutting Size:	73 x 73mm



LED Panel

6W VT-607 SQ

- 4863 - 3000K Warm White
- 4864 - 4000K Day White
- 4865 - 6400K White

BOX QTY.

40

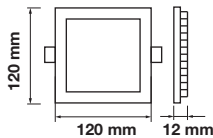
EAN Code

- 3800230629845
- 3800230629852
- 3800230629869

Driver for Panel

SKU: **8120**

EAN Code: **3800157627337**



Emergency Pack:	Available	Beam Angle:	120°
Voltage/Frequency:	AC: 85-265V, 50/60Hz	Body Type:	Aluminium
Luminous Flux:	420lm	Shape:	Square
LED Type:	SMD	Dimension:	120 x120 x 12mm
CRI:	>80	Cutting Size:	105mm x105mm
PF:	> 0.5		



LED Panel

12W VT-1207 SQ

- 4866 - 3000K Warm White
- 4867 - 4000K Day White
- 4868 - 6400K White

BOX QTY.

20

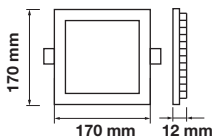
EAN Code

- 3800230629876
- 3800230629883
- 3800230629890

Driver for Panel

SKU: **8121**

EAN Code: **3800157627344**

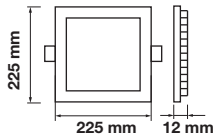


Emergency Pack:	Available	Beam Angle:	120°
Voltage/Frequency:	AC: 200-240V, 50/60Hz	Body Type:	Aluminium
Luminous Flux:	1000lm	Shape:	Square
LED Type:	SMD	Dimension:	170 x170 x 12mm
CRI:	>80	Cutting Size:	155mm x155mm
PF:	> 0.6		



Driver for Panel

SKU: **8122**
 EAN Code: **3800157627351**



LED Panel

18W VT-1807 SQ

4869 - 3000K Warm White
4870 - 4000K Day White
4871 - 6400K White

EAN Code

3800230629906
 3800230629913
 3800230629920

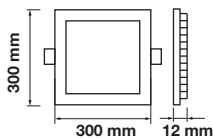
BOX QTY.
20

Emergency Pack:	Available	Beam Angle:	120°
Voltage/Frequency:	AC: 85-265V, 50/60Hz	Body Type:	Aluminium
Luminous Flux:	1500lm	Shape:	Square
LED Type:	SMD	Dimension:	225 x 225 x 12mm
CRI:	>80	Cutting Size:	205mm x205mm
PF:	> 0.6		



Driver for Panel

SKU: **8123**
 EAN Code: **3800157627368**



LED Panel

24W VT-2407 SQ

4887 - 3000K Warm White
4888 - 4000K Day White
4889 - 6400K White

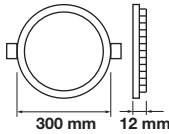
EAN Code

3800157602198
 3800157602204
 3800157602211

BOX QTY.
10

Emergency Pack:	Available	Beam Angle:	120°
Voltage/Frequency:	AC: 85-265V, 50/60Hz	Body Type:	Aluminium
Luminous Flux:	2000lm	Shape:	Square
LED Type:	SMD	Dimension:	300 x300 x 12mm
CRI:	>80	Cutting Size:	285mm x285mm
PF:	>0.9		

NEW



LED Panel

30W VT-3107

6428 - 4000K Day White
6429 - 6400K White

EAN Code

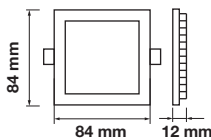
3800157628075
3800157628082

BOX QTY.

 10

Emergency Pack:	Available	Beam Angle:	120°
Voltage/Frequency:	AC:85-265V, 50/60Hz	Body Type:	Aluminium
Luminous Flux:	2400lm	Shape:	Round
LED Type:	SMD	Dimension:	Ø300mm x 12mm
CRI:	>80	Cutting Size:	Ø280
PF:	>0.9		

NEW



LED Panel

30W VT-3107

6430 - 4000K Day White
6431 - 6400K White

EAN Code

3800157628099
3800157628105

BOX QTY.

 10

Emergency Pack:	Available	Beam Angle:	120°
Voltage/Frequency:	AC:85-265V, 50/60Hz	Body Type:	Aluminium
Luminous Flux:	2900lm	Shape:	Square
LED Type:	SMD	Dimension:	300 x 300 x 12mm
CRI:	>80	Cutting Size:	280mm x 280mm
PF:	>0.9		

LED Panels

Dimmable Drivers for Premium Panels



BOX QTY.
200



BOX QTY.
200



BOX QTY.
200

SKU Code:	8073	8074	8075
Emergency Pack:	6W	12W	18W
Description:	LED Driver Dimmable	LED Driver Dimmable	LED Driver Dimmable
EAN Code:	3800157605823	3800157605830	3800157605847
Size:	110x42xH26mm	110x42xH26mm	110x42xH26mm

Compatible with

48549 /48559 /48569/ 48639 /48649/ 48659

Compatible with

48579 /48589 /48599/ 48669 /48679/
48689

Compatible with

48609 /48619 /48629/ 48699 /48709/
48719



BOX QTY.
200



BOX QTY.
50

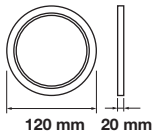
SKU Code:	8076	8070
Emergency Pack:	24W	18w +24W
Description:	LED Driver Dimmable	LED Driver Dimmable
EAN Code:	3800157605946	3800157616836
Size:	132x45xH26mm	132x45xH26mm

Compatible with

48729 /48739 /48749/ 48879 /48889/ 48899

Compatible with

4860 /4861 /4862 /4872 /4873 /4874
4869 /4870 /4871 /4887 /4888 /4889



LED Panel

8W VT-800 RD

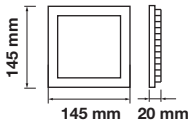
- 4823 - 3000K Warm White 3800230622594
- 4822 - 4000K Day White 3800230624963
- 4821 - 6400K White 3800230622587

BOX QTY.

20

100⁺⁺
LM/W
HIGH LUMENS

Emergency Pack:	Available	Beam Angle:	120°
Voltage/Frequency:	AC: 85-265V, 50/60Hz	Body Type:	Aluminium(PKW)
Luminous Flux:	800lm	Shape:	Round
LED Type:	SMD	Dimension:	Ø120mm x 20mm
CRI:	>80	Cutting Size:	Ø105mm
PF:	>0.9		



LED Panel

8W VT-800 SQ

- 4820 - 3000K Warm White 3800230622570
- 4819 - 4000K Day White 3800230624970
- 4818 - 6400K White 3800230622563

BOX QTY.

20

100⁺⁺
LM/W
HIGH LUMENS

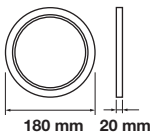
Emergency Pack:	Available	Beam Angle:	120°
Voltage/Frequency:	AC: 85-265V, 50/60Hz	Body Type:	Aluminium(PKW)
Luminous Flux:	800lm	Shape:	Square
LED Type:	SMD	Dimension:	145 x 145 x 20mm
CRI:	>80	Cutting Size:	125 x 125mm
PF:	>0.9		

Drivers for Panels (EMC Approved)

SKU:	8036	8058
Type:	Non-dimmable	Dimmable
Power:	8W	8W
EAN Code:	3800230625519	3800230625540

BOX QTY.
200

BOX QTY.
80



LED Panel

15W VT-1500 RD

- 4829 - 3000K Warm White
- 4828 - 4000K Day White
- 4827 - 6400K White

BOX QTY.

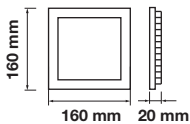
20

EAN Code

- 3800230622631
- 3800230624987
- 3800230622624

100⁺⁺
LM/W
HIGH LUMENS

Emergency Pack:	Available	Beam Angle:	120°
Voltage/Frequency:	AC: 85-265V, 50/60Hz	Body Type:	Aluminium(PKW)
Luminous Flux:	1500lm	Shape:	Round
LED Type:	SMD	Dimension:	Ø180mm x 20mm
CRI:	>80	Cutting Size:	Ø160mm
PF:	>0.9		



LED Panel

15W VT-1500 SQ

- 4826 - 3000K Warm White
- 4825 - 4000K Day White
- 4824 - 6400K White

BOX QTY.

20

EAN Code

- 3800230622617
- 3800230624994
- 3800230622600

100⁺⁺
LM/W
HIGH LUMENS

Emergency Pack:	Available	Beam Angle:	120°
Voltage/Frequency:	AC: 85-265V, 50/60Hz	Body Type:	Aluminium(PKW)
Luminous Flux:	1500lm	Shape:	Square
LED Type:	SMD	Dimension:	160 x160 x 20mm
CRI:	>80	Cutting Size:	140 x140mm
PF:	>0.9		

Drivers for Panels (EMC Approved)

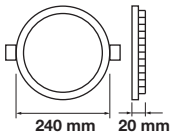
SKU:	8037	8059
Type:	Non-dimmable	Dimmable
Power:	15W	15W
EAN Code:	3800230625526	3800230625557

BOX QTY.

50

BOX QTY.

80



LED Panel

22W VT-2200 RD

- 4835 - 3000K Warm White
- 4834 - 4000K Day White
- 4833 - 6400K White

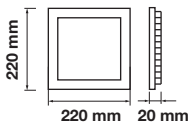
BOX QTY.
20

EAN Code

- 3800230622679
- 3800230625007
- 3800230622662

100⁺⁺
LM/W
HIGH LUMENS

Emergency Pack:	Available	Beam Angle:	120°
Voltage/Frequency:	AC: 85-265V, 50/60Hz	Body Type:	Aluminium (PKW)
Luminous Flux:	2200lm	Shape:	Round
LED Type:	SMD	Dimension:	Ø240mm x 20mm
CRI:	> 80	Cutting Size:	Ø220mm
PF:	> 0.9		



LED Panel

22W VT-2200 SQ

- 4832 - 3000K Warm White
- 4831 - 4000K Day White
- 4830 - 6400K White

BOX QTY.
20

EAN Code

- 3800230622655
- 3800230625014
- 3800230622648

100⁺⁺
LM/W
HIGH LUMENS

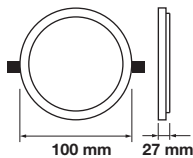
Emergency Pack:	Available	Beam Angle:	120°
Voltage/Frequency:	AC: 85-265V, 50/60Hz	Body Type:	Aluminium(PKW)
Luminous Flux:	2200lm	Shape:	Square
LED Type:	SMD	Dimension:	220 x220 x 20mm
CRI:	>80	Cutting Size:	195 x195mm
PF:	> 0.9		

Drivers for Panels (EMC Approved)

SKU:	8038	8060
Type:	Non-Dimmable	Dimmable Driver
Power:	22W	22W
EAN Code:	3800230625533	3800230625564

BOX QTY.
80

BOX QTY.
80



LED Panel

8W VT-888 RD

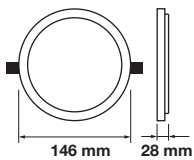
- 4931 - 3000K Warm White
- 4932 - 4000K Day White
- 4933 - 6400K White

BOX QTY.
100

EAN Code

- 3800157606479
- 3800157606486
- 3800157606493

Emergency Pack:	Available	Beam Angle:	110°
Voltage/Frequency:	AC: 85-265V, 50/60Hz	Body Type:	Aluminium
Luminous Flux:	800lm	Shape:	Round
LED Type:	SMD	Dimension:	Ø100mm x 27mm
CRI:	>80	Cutting Size:	Ø90mm
PF:	>0.9		



LED Panel

15W VT-1515 RD

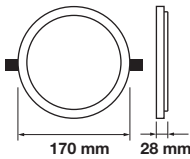
- 4934 - 3000K Warm White
- 4935 - 4000K Day White
- 4936 - 6400K White

BOX QTY.
40

EAN Code

- 3800157606509
- 3800157606516
- 3800157606523

Emergency Pack:	Available	Beam Angle:	110°
Voltage/Frequency:	AC: 85-265V, 50/60Hz	Body Type:	Aluminium
Luminous Flux:	1500lm	Shape:	Round
LED Type:	SMD	Dimension:	Ø146mm x 28mm
CRI:	>80	Cutting Size:	Ø130mm
PF:	>0.9		



LED Panel

22W VT-2222 RD

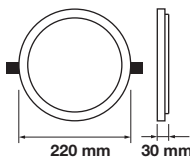
- 4937 - 3000K Warm White
- 4938 - 4000K Day White
- 4939 - 6400K White

BOX QTY.
40

EAN Code

- 3800157606530
- 3800157606547
- 3800157606554

Emergency Pack:	Available	Beam Angle:	110°
Voltage/Frequency:	AC: 85-265V, 50/60Hz	Body Type:	Aluminium
Luminous Flux:	2200lm	Shape:	Round
LED Type:	SMD	Dimension:	Ø170mm x 28mm
CRI:	>80	Cutting Size:	Ø155mm
PF:	>0.9		



LED Panel

29W VT-2929 RD

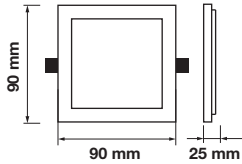
- 4940 - 3000K Warm White
- 4941 - 4000K Day White
- 4942 - 6400K White

BOX QTY.
20

EAN Code

- 3800157606561
- 3800157606578
- 3800157606585

Emergency Pack:	Available	Beam Angle:	110°
Voltage/Frequency:	AC: 85-265V, 50/60Hz	Body Type:	Aluminium
Luminous Flux:	2800lm	Shape:	Round
LED Type:	SMD	Dimension:	Ø220mm x 30mm
CRI:	>80	Cutting Size:	Ø195mm
PF:	>0.9		



LED Panel

8W VT-888 SQ

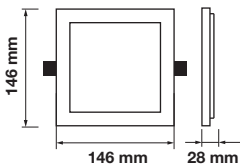
- 4943 - 3000K Warm White
- 4944 - 4000K Day White
- 4945 - 6400K White

BOX QTY.
100

EAN Code

- 3800157606592
- 3800157606608
- 3800157606615

Emergency Pack:	Available	Beam Angle:	110°
Voltage/Frequency:	AC: 85-265V, 50/60Hz	Body Type:	Aluminium
Luminous Flux:	800lm	Shape:	Square
LED Type:	SMD	Dimension:	90 x 90 x 25mm
CRI:	>80	Cutting Size:	75mm x 75mm
PF:	>0.9		



LED Panel

15W VT-1515 SQ

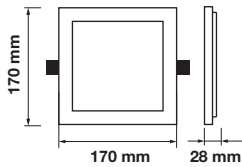
- 4946 - 3000K Warm White
- 4947 - 4000K Day White
- 4948 - 6400K White

BOX QTY.
40

EAN Code

- 3800157606622
- 3800157606639
- 3800157606646

Emergency Pack:	Available	Beam Angle:	110°
Voltage/Frequency:	AC: 85-265V, 50/60Hz	Body Type:	Aluminium
Luminous Flux:	1500lm	Shape:	Square
LED Type:	SMD	Dimension:	146 x146 x 28mm
CRI:	>80	Cutting Size:	130mm x 130mm
PF:	>0.9		



LED Panel

22W VT-2222 SQ

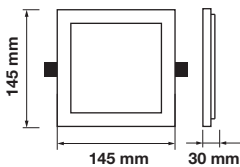
- 4949 - 3000K Warm White
- 4797 - 4000K Day White
- 4798 - 6400K White

BOX QTY. **40**

EAN Code

- 3800157606653
- 3800157606660
- 3800157606677

Emergency Pack:	Available	Beam Angle:	110°
Voltage/Frequency:	AC: 85-265V, 50/60Hz	Body Type:	Aluminium
Luminous Flux:	2200lm	Shape:	Square
LED Type:	SMD	Dimension:	170 x 170 x 28mm
CRI:	>80	Cutting Size:	155mm x 155mm
PF:	>0.9		



LED Panel

29W VT-2929 SQ

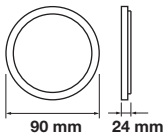
- 5031 - 3000K Warm White
- 5032 - 4000K Day White
- 5033 - 6400K White

BOX QTY. **40**

EAN Code

- 3800157606684
- 3800157606691
- 3800157606707

Emergency Pack:	Available	Beam Angle:	110°
Voltage/Frequency:	AC: 85-265V, 50/60Hz	Body Type:	Aluminium
Luminous Flux:	2800lm	Shape:	Square
LED Type:	SMD	Dimension:	200 x 200 x 30mm
CRI:	>80	Cutting Size:	185mm x 185mm
PF:	>0.9		



LED SurfacePanel

6W VT-605 RD

- 4904 - 3000K Warm White
- 4905 - 4000K Day White
- 4906 - 6400K White

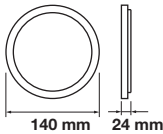
BOX QTY.

40

EAN Code

- 3800157605380
- 3800157605397
- 3800157605403

Emergency Pack:	Available	PF:	>0.5
Voltage/Frequency:	AC:85-265V, 50/60Hz	Beam Angle:	120°
Luminous Flux:	420lm	Body Type:	Aluminium
LED Type:	SMD	Shape:	Round
CRI:	>80	Dimension:	Ø90mm x 24mm



LED SurfacePanel

12W VT-1205 RD

- 4910 - 3000K Warm White
- 4911 - 4000K Day White
- 4912 - 6400K White

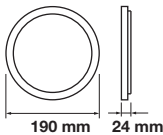
BOX QTY.

40

EAN Code

- 3800157605441
- 3800157605458
- 3800157605465

Emergency Pack:	Available	PF:	>0.6
Voltage/Frequency:	AC:85-265V, 50/60Hz	Beam Angle:	120°
Luminous Flux:	900lm	Body Type:	Aluminium
LED Type:	SMD	Shape:	Round
CRI:	>80	Dimension:	Ø140mm x 24mm



LED SurfacePanel

18W VT-1805 RD

- 4916 - 3000K Warm White
- 4917 - 4000K Day White
- 4918 - 6400K White

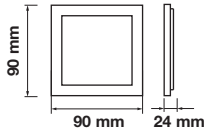
BOX QTY.

20

EAN Code

- 3800157605502
- 3800157605519
- 3800157605526

Emergency Pack:	Available	PF:	>0.6
Voltage/Frequency:	AC:85-265V, 50/60Hz	Beam Angle:	120°
Luminous Flux:	1440lm	Body Type:	Aluminium
LED Type:	SMD	Shape:	Round
CRI:	>80	Dimension:	Ø190mm x 24mm



LED SurfacePanel

6W VT-605 SQ

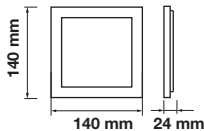
4907 - 3000K Warm White
4908 - 4000K Day White
4909 - 6400K White

BOX QTY.
40

EAN Code

3800157605410
3800157605427
3800157605434

Emergency Pack:	Available	PF:	>0.5
Voltage/Frequency:	AC:85-265V, 50/60Hz	Beam Angle:	120°
Luminous Flux:	420lm	Body Type:	Aluminium
LED Type:	SMD	Shape:	Square
CRI:	>80	Dimension:	90 x 90 x 24mm



LED SurfacePanel

12W VT-1205 SQ

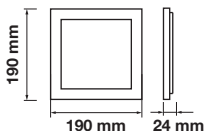
4913 - 3000K Warm White
4914 - 4000K Day White
4915 - 6400K White

BOX QTY.
40

EAN Code

3800157605472
3800157605489
3800157605496

Emergency Pack:	Available	PF:	>0.6
Voltage/Frequency:	AC:85-265V, 50/60Hz	Beam Angle:	120°
Luminous Flux:	900lm	Body Type:	Aluminium
LED Type:	SMD	Shape:	Square
CRI:	>80	Dimension:	140 x 140 x 24mm



LED SurfacePanel

18W VT-1805 SQ

4919 - 3000K Warm White
4920 - 4000K Day White
4921 - 6400K White

BOX QTY.
20

EAN Code

3800157605533
3800157605540
3800157605557

Emergency Pack:	Available	PF:	>0.6
Voltage/Frequency:	AC:85-265V, 50/60Hz	Beam Angle:	120°
Luminous Flux:	1440lm	Body Type:	Aluminium
LED Type:	SMD	Shape:	Square
CRI:	>80	Dimension:	190 x 190 x 24mm



100⁺⁺
LM/W
HIGH LUMENS



LED Panel

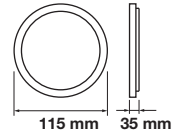
8W VT-1408 RD

4805 - 3000K Warm White
4804 - 4000K Day White
4803 - 6400K White

BOX QTY.
20

EAN Code

3800230622730
3800230622723
3800230622716



Emergency Pack:	Available	PF:	> 0.9
Voltage/Frequency:	AC: 85-265V, 50/60Hz	Beam Angle:	120°
Luminous Flux:	800lm	Body Type:	Aluminium
LED Type:	SMD	Shape:	Round
CRI:	>80	Dimension:	Ø110mm x 35mm



100⁺⁺
LM/W
HIGH LUMENS



LED Panel

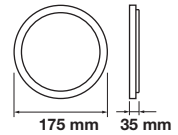
15W VT-1415 RD

4811 - 3000K Warm White
4810 - 4000K Day White
4809 - 6400K White

BOX QTY.
20

EAN Code

3800230622792
3800230622785
3800230622778



Emergency Pack:	Available	PF:	>0.9
Voltage/Frequency:	AC: 85-265V, 50/60Hz	Beam Angle:	120°
Luminous Flux:	1500lm	Body Type:	Aluminium
LED Type:	SMD	Shape:	Round
CRI:	>80	Dimension:	Ø160mm x 35mm



100⁺⁺
LM/W
HIGH LUMENS



LED Panel

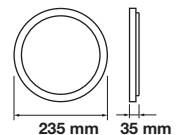
22W VT-1422 RD

4817 - 3000K Warm White
4816 - 4000K Day White
4815 - 6400K White

BOX QTY.
20

EAN Code

3800230622853
3800230622846
3800230622839



Emergency Pack:	Available	PF:	> 0.9
Voltage/Frequency:	AC: 85-265V, 50/60Hz	Beam Angle:	120°
Luminous Flux:	2200lm	Body Type:	Aluminium
LED Type:	SMD 5630	Shape:	Round
CRI:	> 80	Dimension:	Ø205mm x 35mm



100⁺⁺
LM/W
HIGH LUMENS

Surface

LED Panel

8W VT-1408 SQ

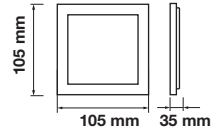
4802 - 3000K Warm White
4801 - 4000K Day White
4800 - 6400K White

BOX QTY.

20

EAN Code

3800230622709
3800230622693
3800230622686



Emergency Pack:	Available	PF:	> 0.9
Voltage/Frequency:	AC: 85-265V, 50/60Hz	Beam Angle:	120°
Luminous Flux:	800lm	Body Type:	Aluminium
LED Type:	SMD 5630	Shape:	Square
CRI:	>80	Dimension:	107 x 107 x 35mm



100⁺⁺
LM/W
HIGH LUMENS

Surface

LED Panel

15W VT-1415 SQ

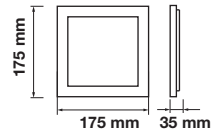
4808 - 3000K Warm White
4807 - 4000K Day White
4806 - 6400K White

BOX QTY.

20

EAN Code

3800230622761
3800230622754
3800230622747



Emergency Pack:	Available	PF:	> 0.9
Voltage/Frequency:	AC: 85-265V, 50/60Hz	Beam Angle:	120°
Luminous Flux:	1500lm	Body Type:	Aluminium
LED Type:	SMD 5630	Shape:	Square
CRI:	>80	Dimension:	155 x 155 x 35mm



100⁺⁺
LM/W
HIGH LUMENS

Surface

LED Panel

22W VT-1422 SQ

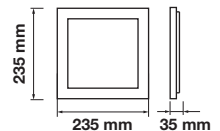
4814 - 3000K Warm White
4813 - 4000K Day White
4812 - 6400K White

BOX QTY.

20

EAN Code

3800230622822
3800230622815
3800230622808



Emergency Pack:	Available	PF:	> 0.9
Voltage/Frequency:	AC: 85-265V, 50/60Hz	Beam Angle:	120°
Luminous Flux:	2200lm	Body Type:	Aluminium
LED Type:	SMD 5630	Shape:	Square
CRI:	> 80	Dimension:	205 x 205 x 35mm



Round Chrome

6W VT-607CH

6334 - 3000K Warm White

6335 - 4000K Day White

6336 - 6400K White

BOX QTY.

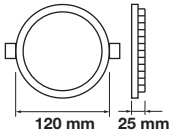
40

EAN Code

3800157621182

3800157621199

3800157621205



Emergency Pack:	Available	Beam Angle:	120°
Voltage/Frequency:	AC: 85-265V, 50/60Hz	Body Type:	Aluminium+Chrome
Luminous Flux:	420lm	Shape:	Round
LED Type:	SMD	Dimension:	Ø120mm x 25mm
CRI:	>80	Cutting Size:	Ø105mm
PF:	> 0.5		



Round Chrome

12W VT-1207CH

6340 - 3000K Warm White

6341 - 4000K Day White

6342 - 6400K White

BOX QTY.

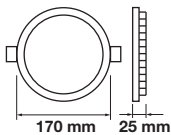
20

EAN Code

3800157621243

3800157621250

3800157621267



Emergency Pack:	Available	Beam Angle:	120°
Voltage/Frequency:	AC: 85-265V, 50/60Hz	Body Type:	Aluminium+Chrome
Luminous Flux:	1000lm	Shape:	Round
LED Type:	SMD	Dimension:	Ø170mm x 25mm
CRI:	>80	Cutting Size:	Ø155mm
PF:	> 0.6		



Round Chrome

18W VT-1807CH

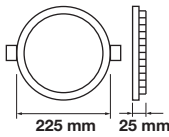
- 6346 - 3000K Warm White
- 6347 - 4000K Day White
- 6348 - 6400K White

BOX QTY.

20

EAN Code

- 3800157621304
- 3800157621311
- 3800157621328



Emergency Pack:	Available	Beam Angle:	120°
Voltage/Frequency:	AC: 85-265V, 50/60Hz	Body Type:	Aluminium+Chrome
Luminous Flux:	1500lm	Shape:	Round
LED Type:	SMD	Dimension:	Ø225mm x 25mm
CRI:	>80	Cutting Size:	Ø205mm
PF:	> 0.6		



Round Chrome

24W VT-2407CH

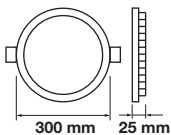
- 6352 - 3000K Warm White
- 6353 - 4000K Day White
- 6354 - 6400K White

BOX QTY.

10

EAN Code

- 3800157621366
- 3800157621373
- 3800157621380



Emergency Pack:	Available	Beam Angle:	120°
Voltage/Frequency:	AC: 85-265V, 50/60Hz	Body Type:	Aluminium+Chrome
Luminous Flux:	2000lm	Shape:	Round
LED Type:	SMD	Dimension:	Ø300mm x 25mm
CRI:	>80	Cutting Size:	Ø285mm
PF:	>0.9		



Round-Satin Nickel

6W VT-607SN

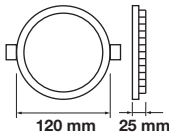
- 6337 - 3000K Warm White
- 6338 - 4000K Day White
- 6339 - 6400K White

BOX QTY.

40

EAN Code

- 3800157621212
- 3800157621229
- 3800157621236



Emergency Pack:	Available	Beam Angle:	120°
Voltage/Frequency:	AC: 85-265V, 50/60Hz	Body Type:	Aluminium+Satin Nickel
Luminous Flux:	420lm	Shape:	Round
LED Type:	SMD	Dimension:	Ø120mm x 25mm
CRI:	>80	Cutting Size:	Ø105mm
PF:	> 0.5		



Round-Satin Nickel

12W VT-1207SN

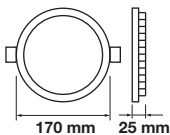
- 6343 - 3000K Warm White
- 6344 - 4000K Day White
- 6345 - 6400K White

BOX QTY.

40

EAN Code

- 3800157621274
- 3800157621281
- 3800157621298



Emergency Pack:	Available	Beam Angle:	120°
Voltage/Frequency:	AC: 85-265V, 50/60Hz	Body Type:	Aluminium+Satin Nickel
Luminous Flux:	1000lm	Shape:	Round
LED Type:	SMD	Dimension:	Ø170mm x 25mm
CRI:	>80	Cutting Size:	Ø155mm
PF:	> 0.6		



Round-Satin Nickel

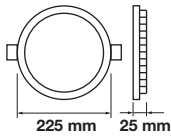
18W VT-1807SN

- 6349 - 3000K Warm White
- 6350 - 4000K Day White
- 6351 - 6400K White

BOX QTY.
 **20**

EAN Code

- 3800157621335
- 3800157621342
- 3800157621359



Emergency Pack:	Available	Beam Angle:	120°
Voltage/Frequency:	AC: 85-265V, 50/60Hz	Body Type:	Aluminium+Satin Nickel
Luminous Flux:	1500lm	Shape:	Round
LED Type:	SMD	Dimension:	Ø225mm x 25mm
CRI:	>80	Cutting Size:	Ø205mm
PF:	> 0.6		



Round-Satin Nickel

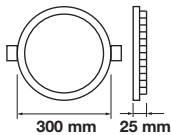
24W VT-2407SN

- 6355 - 3000K Warm White
- 6356 - 4000K Day White
- 6357 - 6400K White

BOX QTY.
 **10**

EAN Code

- 3800157621397
- 3800157621403
- 3800157621410



Emergency Pack:	Available	Beam Angle:	120°
Voltage/Frequency:	AC: 85-265V, 50/60Hz	Body Type:	Aluminium+Satin Nickel
Luminous Flux:	2000lm	Shape:	Round
LED Type:	SMD	Dimension:	Ø300mm x 25mm
CRI:	>80	Cutting Size:	Ø285mm
PF:	>0.7		



Round Chrome

6W VT-605CH

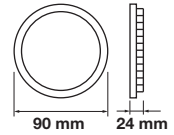
- 6358 - 3000K Warm White
- 6359 - 4000K Day White
- 6360 - 6400K White

BOX QTY.

40

EAN Code

- 3800157621427
- 3800157621434
- 3800157621441



Emergency Pack:	Available	PF:	>0.5
Voltage/Frequency:	AC:85-265V, 50/60Hz	Beam Angle:	120°
Luminous Flux:	420lm	Body Type:	Aluminium
LED Type:	SMD	Shape:	Round
CRI:	>80	Dimension:	Ø90mm x 24mm



Round Chrome

12W VT-1205CH

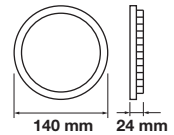
- 6364 - 3000K Warm White
- 6365 - 4000K Day White
- 6366 - 6400K White

BOX QTY.

40

EAN Code

- 3800157621489
- 3800157621496
- 3800157621502



Emergency Pack:	Available	PF:	>0.6
Voltage/Frequency:	AC:85-265V, 50/60Hz	Beam Angle:	120°
Luminous Flux:	1000lm	Body Type:	Aluminium
LED Type:	SMD	Shape:	Round
CRI:	>80	Dimension:	Ø140mm x 24mm



Round Chrome

18W VT-1805CH

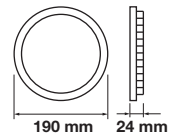
- 6370 - 3000K Warm White
- 6371 - 4000K Day White
- 6372 - 6400K White

BOX QTY.

20

EAN Code

- 3800230629876
- 3800230629883
- 3800230629890



Emergency Pack:	Available	PF:	>0.6
Voltage/Frequency:	AC:85-265V, 50/60Hz	Beam Angle:	120°
Luminous Flux:	1500lm	Body Type:	Aluminium
LED Type:	SMD	Shape:	Round
CRI:	>80	Dimension:	Ø190mm x 24mm



Round-Satin Nickel

6W VT-605SN

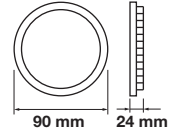
- 6361 - 3000K Warm White
- 6362 - 4000K Day White
- 6363 - 6400K White

BOX QTY.

40

EAN Code

- 3800157621458
- 3800157621465
- 3800157621472



Emergency Pack:	Available	PF:	>0.5
Voltage/Frequency:	AC:85-265V, 50/60Hz	Beam Angle:	120°
Luminous Flux:	420lm	Body Type:	Aluminium
LED Type:	SMD	Shape:	Round
CRI:	>80	Dimension:	Ø90mm x 24mm



Round-Satin Nickel

12W VT-1205SN

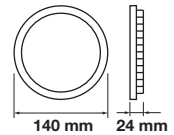
- 6367 - 3000K Warm White
- 6368 - 4000K Day White
- 6369 - 6400K White

BOX QTY.

40

EAN Code

- 3800157621519
- 3800157621526
- 3800157621533



Emergency Pack:	Available	PF:	>0.6
Voltage/Frequency:	AC:85-265V, 50/60Hz	Beam Angle:	120°
Luminous Flux:	1000lm	Body Type:	Aluminium
LED Type:	SMD	Shape:	Round
CRI:	>80	Dimension:	Ø140mm x 24mm



Round-Satin Nickel

18W VT-1805SN

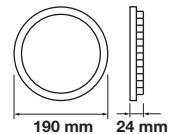
- 6373 - 3000K Warm White
- 6374 - 4000K Day White
- 6375 - 6400K White

BOX QTY.

20

EAN Code

- 3800157621571
- 3800157621588
- 3800157621595



Emergency Pack:	Available	PF:	>0.6
Voltage/Frequency:	AC:85-265V, 50/60Hz	Beam Angle:	120°
Luminous Flux:	1500lm	Body Type:	Aluminium
LED Type:	SMD	Shape:	Round
CRI:	>80	Dimension:	Ø190mm x 24mm



Surface Mounted

LED Panel

8W VT-809 SQ

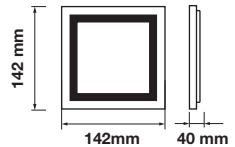
4922 - 3000K Warm White
4923 - 4000K Day White
4924 - 6400K White

BOX QTY.

20

EAN Code

3800157605564
3800157605571
3800157605588



Emergency Pack:	Available	PF:	>0.9
Voltage/Frequency:	AC: 85-265V, 50/60Hz	Beam Angle:	120°
Luminous Flux:	800lm	Body Type:	Aluminium
LED Type:	SMD	Shape:	Square
CRI:	>80	Dimension:	142 x 142 x 40mm



Surface Mounted

LED Panel

15W VT-1509 SQ

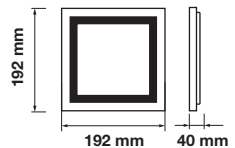
4925 - 3000K Warm White
4926 - 4000K Day White
4927 - 6400K White

BOX QTY.

20

EAN Code

3800157605595
3800157605601
3800157605618



Emergency Pack:	Available	PF:	>0.9
Voltage/Frequency:	AC: 85-265V, 50/60Hz	Beam Angle:	120°
Luminous Flux:	1500lm	Body Type:	Aluminium
LED Type:	SMD	Shape:	Square
CRI:	>80	Dimension:	192 x 192 x 40mm



Surface Mounted

LED Panel

22W VT-2209 SQ

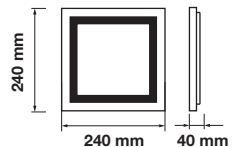
4928 - 3000K Warm White
4929 - 4000K Day White
4930 - 6400K White

BOX QTY.

20

EAN Code

3800157605625
3800157605632
3800157605649



Emergency Pack:	Available	PF:	>0.9
Voltage/Frequency:	AC: 85-265V, 50/60Hz	Beam Angle:	120°
Luminous Flux:	2200lm	Body Type:	Aluminium
LED Type:	SMD	Shape:	Square
CRI:	>80	Dimension:	240 x 240 x 40mm



LED Panel

8W VT-809

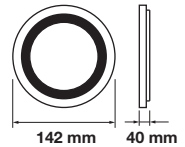
4890 - 3000K Warm White
4891 - 4000K Day White
4892 - 6400K White

BOX QTY.

20

EAN Code

3800157602594
3800157602600
3800157602617



Emergency Pack:	Available	PF:	>0.9
Voltage/Frequency:	AC: 85-265V, 50/60Hz	Beam Angle:	120°
Luminous Flux:	800lm	Body Type:	Aluminium
LED Type:	SMD	Shape:	Round
CRI:	>80	Dimension:	Ø142mm x 40mm



LED Panel

15W VT-1509

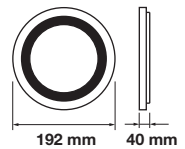
4893 - 3000K Warm White
4894 - 4000K Day White
4895 - 6400K White

BOX QTY.

20

EAN Code

3800157602624
3800157602631
3800157602648



Emergency Pack:	Available	PF:	>0.9
Voltage/Frequency:	AC: 85-265V, 50/60Hz	Beam Angle:	120°
Luminous Flux:	1500lm	Body Type:	Aluminium
LED Type:	SMD	Shape:	Round
CRI:	>80	Dimension:	Ø192mm x 40mm



LED Panel

22W VT-2209

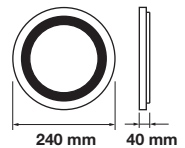
4896 - 3000K Warm White
4897 - 4000K Day White
4898 - 6400K White

BOX QTY.

20

EAN Code

3800157602655
3800157602662
3800157602679



Emergency Pack:	Available	PF:	>0.9
Voltage/Frequency:	AC: 85-265V, 50/60Hz	Beam Angle:	120°
Luminous Flux:	2200lm	Body Type:	Aluminium
LED Type:	SMD	Shape:	Round
CRI:	>80	Dimension:	Ø240mm x 40mm



LED Panel

6W VT-602G RD

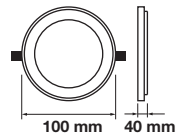
4740 - 3000K Warm White
6277 - 4000K Day White
4739 - 6400K White

BOX QTY.

40

EAN Code

3800230622891
3800157615754
3800230622884



Emergency Pack:	Available	Beam Angle:	120°
Voltage/Frequency:	AC: 100-240V, 50/60Hz	Body Type:	Glass+Aluminium
Luminous Flux:	420lm	Shape:	Round
LED Type:	SMD	Dimension:	Ø100mm x40mm
CRI:	>80	Cutting Size:	Ø75mm
PF:	>0.5		



LED Panel

12W VT-1202G RD

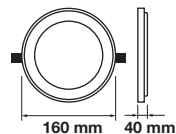
4744 - 3000K Warm White
6279 - 4000K Day White
4743 - 6400K White

BOX QTY.

20

EAN Code

3800230622938
3800157615778
3800230622921



Emergency Pack:	Available	Beam Angle:	120°
Voltage/Frequency:	AC: 100-240V, 50/60Hz	Body Type:	Glass+Aluminium
Luminous Flux:	840lm	Shape:	Round
LED Type:	SMD	Dimension:	Ø160mm x40mm
CRI:	>80	Cutting Size:	Ø120mm
PF:	> 0.5		



LED Panel

18W VT-1881G RD

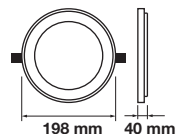
4760 - 3000K Warm White
6281 - 4000K Day White
4759 - 6400K White

BOX QTY.

20

EAN Code

3800230622976
3800157615792
3800230622969



Emergency Pack:	Available	Beam Angle:	120°
Voltage/Frequency:	AC: 100-240V, 50/60Hz	Body Type:	Glass+Aluminium
Luminous Flux:	1260lm	Shape:	Round
LED Type:	SMD	Dimension:	Ø198mm x40mm
CRI:	>80	Cutting Size:	Ø145mm
PF:	> 0.5		



LED Panel

6W VT-602G SQ

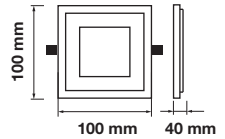
4738 - 3000K Warm White
6276 - 4000K Day White
4737 - 6400K White

BOX QTY.

40

EAN Code

3800230622877
3800157615747
3800230622860



Emergency Pack:	Available	Beam Angle:	120°
Voltage/Frequency:	AC: 100-240V, 50/60Hz	Body Type:	Glass+Aluminium
Luminous Flux:	420lm	Shape:	Round
LED Type:	SMD	Dimension:	100 x 100 x 40mm
CRI:	>80	Cutting Size:	75mm x 75mm
PF:	>0.5		



LED Panel

12W VT-1202G SQ

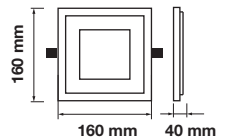
4742 - 3000K Warm White
6278 - 4000K Day White
4741 - 6400K White

BOX QTY.

20

EAN Code

3800230622914
3800157615761
3800230622907



Emergency Pack:	Available	Beam Angle:	120°
Voltage/Frequency:	AC: 100-240V, 50/60Hz	Body Type:	Glass+Aluminium
Luminous Flux:	840lm	Shape:	Round
LED Type:	SMD	Dimension:	160 x 160 x 40mm
CRI:	>80	Cutting Size:	120mm x 120mm
PF:	> 0.5		



LED Panel

18W VT-1881G SQ

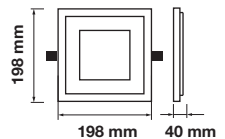
4746 - 3000K Warm White
6280 - 4000K Day White
4745 - 6400K White

BOX QTY.

20

EAN Code

3800230622952
3800157615785
3800230622945



Emergency Pack:	Available	Beam Angle:	120°
Voltage/Frequency:	AC: 100-240V, 50/60Hz	Body Type:	Glass+Aluminium
Luminous Flux:	1260lm	Shape:	Round
LED Type:	SMD	Dimension:	198x 198 x 40mm
CRI:	>80	Cutting Size:	145mm x 145mm
PF:	> 0.5		

LED PAR Lamps & AR111

LED PAR Lamps offer great quality of light and work as a perfect replacement for Standard Halogen PAR Lamps. Boasting energy efficiency and an impressive lamp life.



Product Features

- Eco friendly and Power Saving alternative for Standard Halogen Par Lamps with a longer life.
- Each lamp is a direct retrofit for a comparable Halogen Par Lamp e.g. AR111, PAR 30 & PAR 38
- Exceptional Heat Radiation Efficiency
- Premium Quality Power Driver
- Creates better Lighting effect than the old halogen bulb
- Dimmable & Non Dimmable options available

Applications

Widely used in Showrooms, Exhibition Stands, Stores, Offices and Reception areas, Hotels, Bars and Commercial Lighting



AR111 with Driver

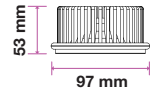
20W VT-1120

- 1243 - 3000K Warm White
- 1244 - 4500K Day White
- 1245 - 6000K White

EAN Code

- 3800157606004
- 3800157606011
- 3800157606028

BOX QTY.
50



EQ. Watts:	100W	PF:	> 0.7
Voltage/Frequency:	AC: 220-240V, 50/60Hz	Beam Angle:	20°
Luminous Flux:	1800lm	Body Type:	Aluminum Die Cast
Commercial Type:	AR111	Life span:	20,000 Hours
LED Type:	COB	Dimension:	Ø97mm x 53mm
CRI:	> 80		



AR111 with Driver

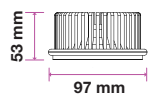
20W VT-1120

- 1246 - 3000K Warm White
- 1247 - 4500K Day White
- 1248 - 6000K White

EAN Code

- 3800157606035
- 3800157606042
- 3800157606059

BOX QTY.
50



EQ. Watts:	100W	PF:	> 0.7
Voltage/Frequency:	AC: 220-240V, 50/60Hz	Beam Angle:	40°
Luminous Flux:	1800lm	Body Type:	Aluminum Die Cast
Commercial Type:	AR111	Life span:	20,000 Hours
LED Type:	COB	Dimension:	Ø97mm x 53mm
CRI:	> 80		



Dimmable



Driver included in Set



94,5 x 45,5 x 28mm

Dimmable G53 AR111

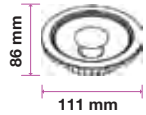
15W VT-1110 D

4099 - 3000K Warm White
4106 - 4000K Day White
4086 - 6400K White

EAN Code

3800230620088
3800230620071
3800230626486

BOX QTY.
 60



EQ. Watts:	75W	Dimmable:	Yes
Voltage/Frequency:	AC: 220V, 50Hz	PF:	> 0.9
Luminous Flux:	780lm	Beam Angle:	20°
Commercial Type:	AR111	Base:	G53
LED Type:	COB	Body Type:	Plastic Clad Aluminum
CRI:	> 80	Dimension:	111mm x 86mm



G53 AR111

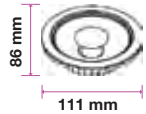
15W VT-1110

4257 - 3000K Warm White
4256 - 4000K Day White
4255 - 6400K White

EAN Code

3800230628664
3800230628657
3800230628640

BOX QTY.
 60



EQ. Watts:	75W	PF:	> 0.9
Voltage/Frequency:	AC: 12V, 50Hz	Beam Angle:	40°
Luminous Flux:	780lm	Base:	G53
Commercial Type:	AR111	Body Type:	Plastic Clad Aluminum
LED Type:	COB	Dimension:	111mm x 86mm
CRI:	> 80		



G53 AR111

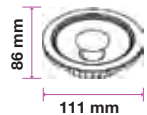
15W VT-1110

4084 - 3000K Warm White
4062 - 4000K Day White
4061 - 6400K White

EAN Code

3800230620064
3800230620057
3800230620040

BOX QTY.
 60



EQ. Watts:	75W	PF:	>0.5
Voltage/Frequency:	AC: 12V, 50Hz	Beam Angle:	20°
Luminous Flux:	780lm	Base:	G53
Commercial Type:	AR111	Body Type:	Plastic Clad Aluminum
LED Type:	COB	Dimension:	111mm x 86mm
CRI:	> 80		



GU10 AR111

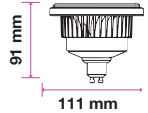
12W VT-1112

- 4224 - 2700K Warm White
- 4223 - 4000K Day White
- 4225 - 6400K White

EAN Code

- 3800230626257
- 3800230626219
- 3800230626264

BOX QTY.
60



EQ. Watts:	60W	PF:	> 0.9
Voltage/Frequency:	AC: 220-240V, 50Hz	Beam Angle:	40°
Luminous Flux:	650lm	Base:	GU10
Commercial Type:	AR111	Body Type:	Plastic Clad Aluminum
LED Type:	COB	Dimension:	111mm x 91mm
CRI:	> 80		



Dimmable



Dimmable GU10 AR111

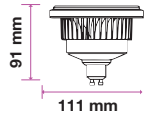
12W VT-1112D

- 7234 - 2700K Warm White
- 7235 - 4000K Day White
- 7236 - 6400K White

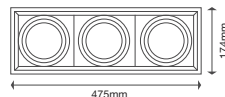

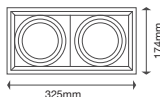
EAN Code

- 3800157620055
- 3800157620062
- 3800157620079

BOX QTY.
60

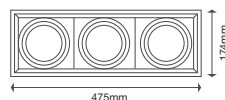
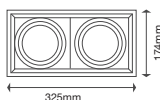
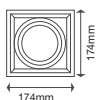


EQ. Watts:	60W	Dimmable:	Yes
Voltage/Frequency:	AC: 200-240V, 50Hz	PF:	> 0.9
Luminous Flux:	650lm	Beam Angle:	40°
Commercial Type:	AR111	Base:	GU10
LED Type:	COB	Body Type:	Plastic Clad Aluminum
CRI:	> 80	Dimension:	111mm x 91mm



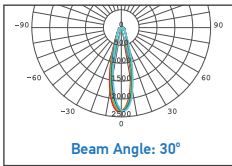
Aluminum Fitting

Model No. :	VT-7221	VT-7222	VT-7223
SKU Code :	3575	3576	3577
Color :	White	White	White
Holder :	1xAR111	2xAR111	3xAR111
Body Type :	Aluminum	Aluminum	Aluminum
Dimension :	174 x 174 mm	325 x 174 mm	475 x 174 mm
Cutting Size :	168 x 155mm	305 x 168 mm	455 x 168 mm
EAN Code :	3800157604765	3800157604772	3800157604789



Aluminum Fitting

Model No. :	VT-7221	VT-7222	VT-7223
SKU Code :	3581	3582	3583
Color :	Black	Black	Black
Holder :	1xAR111	2xAR111	3xAR111
Body Type :	Aluminum	Aluminum	Aluminum
Dimension :	174 x 174 mm	325 x 174 mm	475 x 174 mm
Cutting Size :	168x155mm	305 x 168 mm	455 x 168 mm
EAN Code :	3800157607063	3800157607070	3800157607087



PAR 38 - E27

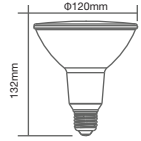
15W VT-1215

- 4415 - 3000K Warm White
- 4416 - 4000K Day White
- 4417 - 6400K White



EAN Code

- 3800157606271
- 3800157606288
- 3800157606295



EQ. Watts:	100W	PF:	> 0.5
Voltage/Frequency:	AC: 220-240V, 50Hz	Beam Angle:	40°
Luminous Flux:	1000lm	Base:	E27
LED Type:	SMD	Body Type:	Plastic Coated Aluminum
Commercial Type :	PAR38	IP Rating:	IP65
CRI:	> 80	Dimension:	Φ120 x 132mm



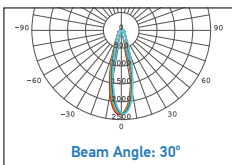
Green



Red



Blue



PAR 38 - E27

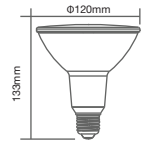
15W VT-1125

- 4418 Green
- 4419 Red
- 4420 Blue



EAN Code

- 3800157606301
- 3800157606318
- 3800157606325



EQ. Watts:	100W	PF:	> 0.5
Voltage/Frequency:	AC: 180-240V, 50/60Hz	Beam Angle:	30°
Luminous Flux:	1200lm	Base:	E27
LED Type:	SMD	Body Type:	Plastic Coated Aluminum
Commercial Type :	PAR38	IP Rating:	IP65
CRI:	> 80	Dimension:	Φ120 x 133mm

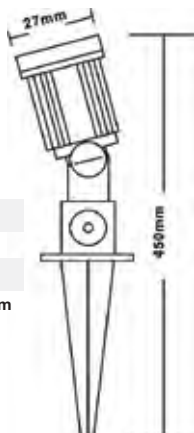


Garden Spike Single Head

VT-728 EAN Code
7044 3800157606332

BOX QTY.
 12

Type:	Outdoor	Compatible:	PAR 38
Suitable:	VT-1125 Bulb	Color:	Black
Holder:	E27	IP Rating:	IP44
Material:	ABS	Dimension:	450 x 27mm

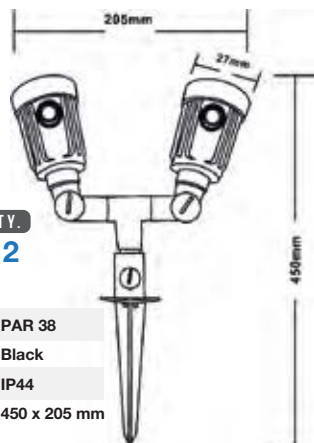


Garden Spike Double Head

VT-729 EAN Code
7045 3800157606349

BOX QTY.
 12

Type:	Outdoor	Compatible:	PAR 38
Suitable:	VT-1125 Bulb	Color:	Black
Holder:	E27	IP Rating:	IP44
Material:	ABS	Dimension:	450 x 205 mm



LED Nano Plastic Tubes

A revolutionary LED Lighting Solution



High Lumen
SMD

A clear nine point advantage over any conventional glass LED tube!



Nano plastic tube has better light transmittance



The bending endurance is twice better than the normal polycarbonate lens



This product is almost unbreakable



The thickness of a Nano plastic tube is just 0.4 to 0.5 mm



Light emitted is softer



This new material has super thermal conductivity



Light emitted is even across the angle and hence diffuses the glare



The internal convection holes can release a great amount of heat from the tube light



The luminous efficiency of the light can reach up to 92%

LED Tube Lights

LED Tube Series fits perfectly into existing linear fixtures, providing better light quality and energy efficiency compared to linear fluorescent systems.



Product Features

- Cost effective, safe retrofit for T8 Tubes
- Perfectly matches with the traditional daylight tube fixture
- Easy Installation
- No Lead or Mercury content hence Environment friendly
- No Ultraviolet or Infrared rays
- Long Lifespan, Low maintenance and energy saving
- Available in 60 cm, 120 cm, 150 cm & 180 cm
- Ballast or Starter NOT REQUIRED - DIRECT AC POWER

Applications

Widely used for Domestic and Commercial Lighting, Offices, Supermarkets, Shops, Hotels & similar environment

LED Tube Lights | Nano Plastic



T8 - Nano Plastic

10W VT-6072

6229 - 3000K Warm White
6230 - 4000K Day White
6231 - 6400K White

EAN Code

3800157605212
3800157605229
3800157605236

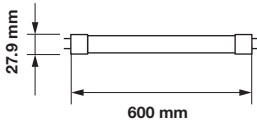
BOX QTY.

25

A+



EQ. Watts:	18W	PF:	>0.5	Holder:	G13
Voltage/Frequency:	AC:220-240V, 50Hz	Beam Angle:	160°	On/Off:	>15000
Luminous Flux:	850lm	Body Type:	Nano-Plastic	Life span:	30,000 Hours
LED Type:	SMD	Dimension:	27.9mm x 600mm	Gross weight:	125 g
CRI:	>80	Instant start :	0-100% in <1s		



Dummy Starter
Included



NON-ROTATABLE

T8 - Nano Plastic

10W VT-6072

6392 - 3000K Warm White
6393 - 4000K Day White
6394 - 6400K White

EAN Code

3800157625296
3800157625302
3800157625319

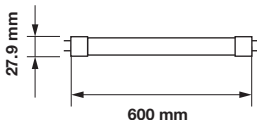
BOX QTY.

25

A+



EQ. Watts:	18W	PF:	>0.5	Holder:	G13
Voltage/Frequency:	AC:220-240V, 50Hz	Beam Angle:	160°	On/Off:	>15000
Luminous Flux:	850lm	Body Type:	Nano-Plastic	Life span:	30,000 Hours
LED Type:	SMD	Dimension:	27.9mm x 600mm	Gross weight:	125 g
CRI:	>80	Instant start :	0-100% in <1s		



Dummy Starter
Included



Dummy Starter
Included

T8 - Nano Plastic

14W VT-9077

6272 - 4000K Day White
6262 - 6400K White

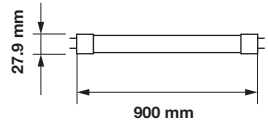
BOX QTY.



25

EAN Code

3800157615419
3800157612128



EQ. Watts:	25W	PF:	>0.5	Holder:	G13
Voltage/Frequency:	AC:220-240V, 50Hz	Beam Angle:	160°	On/Off:	>15000
Luminous Flux:	1200lm	Body Type:	Nano-Plastic	Life span:	30,000 Hours
LED Type:	SMD	Dimension:	27.9mm x 900mm	Gross weight:	145.6 g
CRI:	>80	Instant start :	0-100% in <1s		



Dummy Starter
Included

T8 - Nano Plastic

18W VT-1277

6263 - 3000K Warm White
6273 - 4000K Day White
6264 - 6400K White

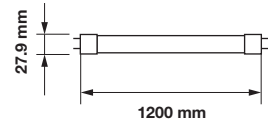
BOX QTY.



25

EAN Code

3800157612135
3800157615426
3800157612142



EQ. Watts:	36W	PF:	>0.5	Holder:	G13
Voltage/Frequency:	AC:220-240V, 50Hz	Beam Angle:	160°	On/Off:	>15000
Luminous Flux:	1700lm	Body Type:	Nano-Plastic	Life span:	30,000 Hours
LED Type:	SMD	Dimension:	27.9mm x 1200mm	Gross weight:	200 g
CRI:	>80	Instant start :	0-100% in <1s		



Dummy Starter
Included

T8 - Nano Plastic

22W VT-1577

6265 - 3000K Warm White
6309 - 4000K Day White
6310 - 6400K White

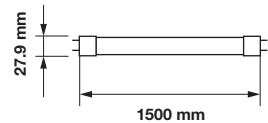
BOX QTY.



25

EAN Code

3800157612159
3800157617437
3800157617444



EQ. Watts:	58W	PF:	>0.5	Holder:	G13
Voltage/Frequency:	AC:220-240V, 50Hz	Beam Angle:	160°	On/Off:	>15000
Luminous Flux:	2000lm	Body Type:	Nano-Plastic	Life span:	30,000 Hours
LED Type:	SMD	Dimension:	27.9mm x1500mm	Gross weight:	283.4 g
CRI:	>80	Instant start :	0-100% in <1s		



60CM
9W VT-6085

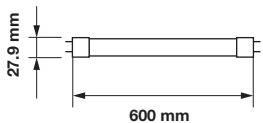
6299 - 3000K Warm White
6301 - 4000K Day White
6302 - 6400K White

BOX QTY.

25

EAN Code

3800157617345
3800157617352
3800157617369



120⁺⁺
LM/W
HIGH LUMENS



Dummy Starter
Included

EQ. Watts:	25W	PF:	>0.5	Holder:	G13
Voltage/Frequency:	AC:220-240V, 50Hz	Beam Angle:	160°	On/Off:	>15000
Luminous Flux:	1100lm	Body Type:	Nano-Plastic	Life span:	30,000 Hours
LED Type:	SMD	Dimension:	27.9mm x 600mm	Gross weight:	125 g
CRI:	>80	Instant start :	0-100% in <1s		



120CM
18W VT-1285

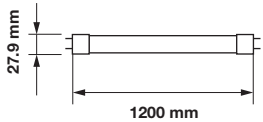
6303 - 3000K Warm White
6304 - 4000K Day White
6305 - 6400K White

BOX QTY.

25

EAN Code

3800157617376
3800157617383
3800157617390



120⁺⁺
LM/W
HIGH LUMENS



Dummy Starter
Included

EQ. Watts:	45W	PF:	>0.5	Holder:	G13
Voltage/Frequency:	AC:220-240V, 50Hz	Beam Angle:	160°	On/Off:	>15000
Luminous Flux:	2250lm	Body Type:	Nano-Plastic	Life span:	30,000 Hours
LED Type:	SMD	Dimension:	27.9mm x 1200mm	Gross weight:	200 g
CRI:	>80	Instant start :	0-100% in <1s		



150CM
22W VT-1585

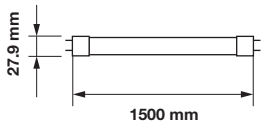
6306 - 3000K Warm White
6307 - 4000K Day White
6308 - 6400K White

BOX QTY.

25

EAN Code

3800157617406
3800157617413
3800157617420



120⁺⁺
LM/W
HIGH LUMENS



Dummy Starter
Included

EQ. Watts:	75W	PF:	>0.5	Holder:	G13
Voltage/Frequency:	AC:220-240V, 50Hz	Beam Angle:	160°	On/Off:	>15000
Luminous Flux:	3000lm	Body Type:	Nano-Plastic	Life span:	30,000 Hours
LED Type:	SMD	Dimension:	27.9mm x1500mm	Gross weight:	283.4 g
CRI:	>80	Instant start :	0-100% in <1s		



T8 - Shoplite Nano Plastic

18W VT-6077

6313 - 4000K Day White
6314 - 6400K White

EAN Code

3800157618656
3800157618663

BOX QTY.

10

A++

120⁺⁺ LM/W
HIGH LUMENS

EQ. Watts:	36W	PF:	>0.9	Holder:	G13
Voltage/Frequency:	AC: 200-240V, 50/60Hz	Beam Angle:	160°	On/Off:	>15000
Luminous Flux:	2500lm	Body Type:	Nano Plastic	Life span:	20,000 Hours
LED Type:	SMD	Dimension:	18.5mm x 549mm	Gross weight:	250 g
CRI:	>80	Instant start :	0-100% in <1s		



T8 - Shoplite Nano Plastic

36W VT-12077

6315 - 4000K Day White
6316 - 6400K White

EAN Code

3800157618670
3800157618687

BOX QTY.

10

A++

120⁺⁺ LM/W
HIGH LUMENS

EQ. Watts:	72W	PF:	>0.9	Holder:	G13
Voltage/Frequency:	AC: 200-240V, 50/60Hz	Beam Angle:	160°	On/Off:	>15000
Luminous Flux:	4500lm	Body Type:	Nano Plastic	Life span:	20,000 Hours
LED Type:	SMD	Dimension:	18.5mm x 1149mm	Gross weight:	400 g
CRI:	>80	Instant start :	0-100% in <1s		



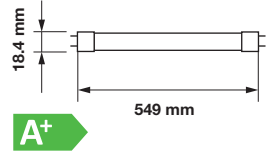
T5 - Glass with PET

8W VT-6005

6318 - 4000K Day White
6319 - 6400K White

BOX QTY.
25

EAN Code
3800157619271
3800157619288



EQ. Watts:	14W	PF:	>0.5	Holder:	G5
Voltage/Frequency:	AC:220-240V, 50Hz	Beam Angle:	160°	On/Off:	>15000
Luminous Flux:	800lm	Body Type:	Glass with PET	Life span:	20,000 Hours
LED Type:	SMD	Dimension:	18.4mm x 549mm	Gross weight:	128 g
CRI:	>80	Instant start :	0-100% in <1s		



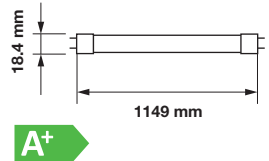
T5 - Glass with PET

16W VT-1225

6320 - 4000K Day White
6321 - 6400K White

BOX QTY.
25

EAN Code
3800157619295
3800157619301



EQ. Watts:	28W	PF:	>0.5	Holder:	G5
Voltage/Frequency:	AC:220-240V, 50Hz	Beam Angle:	160°	On/Off:	>15000
Luminous Flux:	1600lm	Body Type:	Glass with PET	Life span:	20,000 Hours
LED Type:	SMD	Dimension:	18.4mm x 1149mm	Gross weight:	213 g
CRI:	>80	Instant start :	0-100% in <1s		



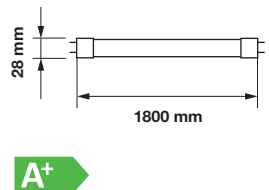
T8 - Aluminum Body

40W VT-1840

6251 - 4500K Day White
6250 - 6000K White

BOX QTY.
25

EAN Code
3800157607841
3800157607834



EQ. Watts:	80W	PF:	>0.9	Holder:	G13
Voltage/Frequency:	AC:85-265V, 50/60Hz	Beam Angle:	120°	On/Off:	>15000
Luminous Flux:	3800lm	Body Type:	Aluminum+PC	Life span:	20,000 Hours
LED Type:	SMD	Dimension:	28mm x 1800mm	Gross weight:	700g
CRI:	>80	Instant start :	0-100% in <1s		



T8 - Glass Bakery Tube

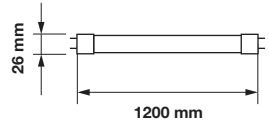
18W VT-1228

SKU 6322

BOX QTY. **25**

EAN Code

3800157619318



EQ. Watts:	36W	PF:	>0.9	Holder:	G13
Voltage/Frequency:	AC:180-240V, 50Hz	Beam Angle:	160°	On/Off:	>15000
Luminous Flux:	990lm	Body Type:	Glass with PET	Life span:	20,000 Hours
LED Type:	SMD	Dimension:	26mm x 1200mm	Gross weight:	380 g
CRI:	>95	Instant start :	0-100% in <1s		



T8 - Glass Meat Tube

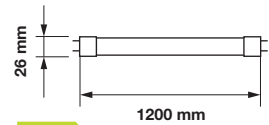
18W VT-1228

SKU 6323

BOX QTY. **25**

EAN Code

3800157619325



EQ. Watts:	36W	PF:	>0.9	Holder:	G13
Voltage/Frequency:	AC:180-240V, 50Hz	Beam Angle:	160°	On/Off:	>15000
Luminous Flux:	1530lm	Body Type:	Glass with PET	Life span:	20,000 Hours
LED Type:	SMD	Dimension:	26mm x 1200mm	Gross weight:	380 g
CRI:	>95	Instant start :	0-100% in <1s		



T8 - Glass Vegetable Tube

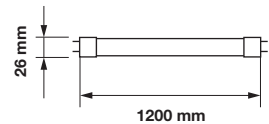
18W VT-1228

SKU 6324

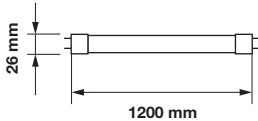
BOX QTY. **25**

EAN Code

3800157619332



EQ. Watts:	36W	PF:	>0.9	Holder:	G13
Voltage/Frequency:	AC:180-240V, 50Hz	Beam Angle:	160°	On/Off:	>15000
Luminous Flux:	990lm	Body Type:	Glass with PET	Life span:	20,000 Hours
LED Type:	SMD	Dimension:	26mm x 1200mm	Gross weight:	380 g
CRI:	>95	Instant start :	0-100% in <1s		



T8 - Glass Seafood Tube

18W VT-1228

SKU 6325

EAN Code

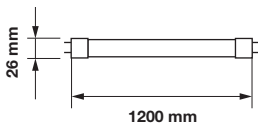
3800157619349

BOX QTY.

25



EQ. Watts:	36W	PF:	>0.9	Holder:	G13
Voltage/Frequency:	AC:180-240V, 50Hz	Beam Angle:	160°	On/Off:	>15000
Luminous Flux:	1530lm	Body Type:	Glass with PET	Life span:	20,000 Hours
LED Type:	SMD	Dimension:	26mm x 1200mm	Gross weight:	380 g
CRI:	>95	Instant start :	0-100% in <1s		



T8 - Glass Plant Growing Tube

18W VT-1228

SKU 6326

EAN Code

3800157619356

BOX QTY.

25



EQ. Watts:	36W	PF:	>0.9	Holder:	G13
Voltage/Frequency:	AC:180-240V, 50Hz	Beam Angle:	160°	On/Off:	>15000
Luminous Flux:	860lm	Body Type:	Glass with PET	Life span:	20,000 Hours
LED Type:	SMD	Dimension:	26mm x 1200mm	Gross weight:	380 g
CRI:	>95	Instant start :	0-100% in <1s		

NEW



120CM - Linkable LED Batten Fitting

40W VT-80404


6389 - 3000K Warm White
6390 - 4000K Day White
6391 - 6400K White

EAN Code
3800157625104
3800157625111
3800157625128

BOX QTY.

10

A+



Sensor Compatible:	Yes	PF:	>0.9	On/Off:	>15,000
Voltage/Frequency:	AC:100-240V, 50/60Hz	Beam Angle:	120°	Life span:	30,000 hours
Luminous Flux:	3200lm	Body Type:	Aluminum+Plastic	Gross weight:	500 g
LED Type:	SMD	IP Rating:	IP20		
CRI:	>80	Dimension:	1200 x 75 x 26mm		

NEW



180CM - LED Batten Fitting

60W VT-8065

6434 - 4000K Day White
6435 - 6400K White

EAN Code
3800157628235
3800157628242

BOX QTY.

10

A+

Sensor Compatible:	Yes	PF:	>0.9	On/Off:	>15,000
Voltage/Frequency:	AC:100-240V, 50/60Hz	Beam Angle:	110°	Life span:	30,000 hours
Luminous Flux:	7200lm	Body Type:	Aluminum+Plastic	Gross weight:	500 g
LED Type:	SMD	IP Rating:	IP20		
CRI:	>80	Dimension:	1800 x 75 x 23mm		

INNOVATIVE LED LIGHTING

Prismatic Fittings

Providing comparatively better light levels to current linear fluorescent systems. Prismatic fittings are available in three colour options and sizes as mentioned below.



30CM

10w | 800 lm

A+

60CM

20w | 1600 lm

A+

120CM

40w | 3200 lm

A+

150CM

50w | 4000 lm

A+

180CM

60w | 4800 lm

A+

Salient Features

- ❖ Stable SMD technology which makes the product more reliable and long-lasting.
- ⚡ 50% less power consumption compared to traditional grill fitting lighting
- 🌀 Sturdy Aluminium body of the fitting controls heat transmittance
- ☀️ PC diffuser allows for even light distribution
- 📏 Stylish shapes present opportunities to install anywhere
- 🌈 Soft light emission
- 📏 Variety of sizes to choose from



30CM - Prismatic

10W VT-8013

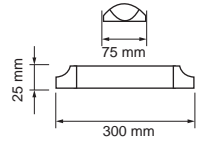
- 4987 - 3000K Warm White
- 4988 - 4000K Day White
- 4989 - 6000K White

BOX QTY.

10

EAN Code

- 3800157601955
- 3800157601962
- 3800157601979



A+

Sensor Compatible:	Yes	PF:	> 0.5	On/Off:	>15000
Voltage/Frequency:	AC:100-240V, 50Hz	Beam Angle:	110°	Life span:	20,000 Hours
Luminous Flux:	900lm	Body Type:	Aluminum+Plastic	Gross weight:	260 g
LED Type:	SMD	Dimension:	300 x 75 x 25mm		
CRI:	>80	Instant start :	0-100% in <1s		



60CM - Prismatic

20W VT-8020

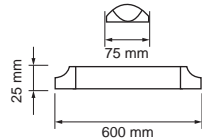
- 4990 - 3000K Warm White
- 4991 - 4000K Day White
- 4992 - 6000K White

BOX QTY.

10

EAN Code

- 3800157601986
- 3800157601993
- 3800157602006



A+

Sensor Compatible:	Yes	PF:	> 0.5	On/Off:	>15000
Voltage/Frequency:	AC:100-240V, 50Hz	Beam Angle:	110°	Life span:	20,000 Hours
Luminous Flux:	1800lm	Body Type:	Aluminum+Plastic	Gross weight:	420 g
LED Type:	SMD	Dimension:	600 x 75 x 25mm		
CRI:	>80	Instant start :	0-100% in <1s		



120CM - Prismatic

40W VT-8040

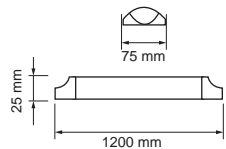
- 4993 - 3000K Warm White
- 4994 - 4000K Day White
- 4995 - 6000K White

BOX QTY.

10

EAN Code

- 3800157602013
- 3800157602020
- 3800157602037



A+

Sensor Compatible:	Yes	PF:	>0.9	On/Off:	>15000
Voltage/Frequency:	AC:100-240V, 50Hz	Beam Angle:	110°	Life span:	20,000 Hours
Luminous Flux:	3600lm	Body Type:	Aluminum+Plastic	Gross weight:	840 g
LED Type:	SMD	Dimension:	1200 x 75 x 25mm		
CRI:	>80	Instant start :	0-100% in <1s		



150CM - Prismatic

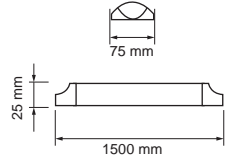
50W VT-8050

6254 - 4000K Day White
6253 - 6000K White

BOX QTY.
20

EAN Code

3800157609579
3800157609562



Sensor Compatible:	Yes	PF:	>0.9	On/Off:	>10000
Voltage/Frequency:	AC: 100-240V, 50Hz	Beam Angle:	110°	Life span:	20,000 Hours
Luminous Flux:	4000 lm	Body Type:	Aluminum+Plastic	Gross weight:	1000g
LED Type:	SMD	Dimension:	1500 x 75 x 25mm		
CRI:	>80	Instant start :	0-100% in <1s		



180CM - Prismatic

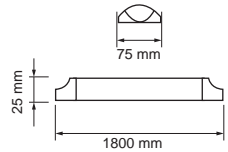
60W VT-8060

6311 - 4000K Day White
6312 - 6000K White

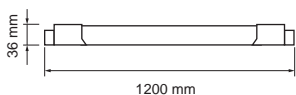
BOX QTY.
20

EAN Code

3800157617574
3800157617581



Sensor Compatible:	Yes	PF:	>0.9	On/Off:	>10000
Voltage/Frequency:	AC: 100-240V, 50Hz	Beam Angle:	110°	Life span:	20,000 Hours
Luminous Flux:	4800lm	Body Type:	Aluminum+Plastic	Gross weight:	1200g
LED Type:	SMD	Dimension:	1800 x 75 x 25mm		
CRI:	>80	Instant start :	0-100% in <1s		



120CM - Linear Light

36W VT-12042

6202 - 4500K Day White
6203 - 6000K White

8071 Wire
8072 Joint

EAN Code

3800157604024
3800157604031

BOX QTY.


12

A+

Sensor Compatible:	Yes	PF:	>0.9	On/Off:	>15000
Voltage/Frequency:	AC:85-265V/50-60Hz	Beam Angle:	120°	Life span:	20,000 Hours
Luminous Flux:	2900lm	Body Type:	IRON+PC	Gross weight:	700 g
LED Type:	SMD	Dimension:	1187 x 54 x 36mm		
CRI:	>80	Instant start :	0-100% in <1s		

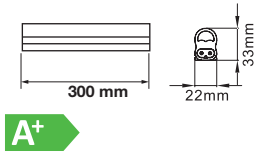


LED Tube Lights | Fixtures With LED




30CM
T5 Complete Fixture
4W VT-3033
6166 - 3000K Warm White
6167 - 4500K Day White
6168 - 6000K White

BOX QTY. 50
EAN Code
3800230629159
3800230629166
3800230629173

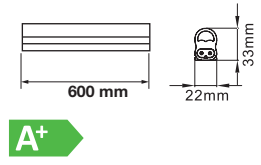


Sensor Compatible:	Yes	PF:	> 0.5	On/Off:	>10000
Voltage/Frequency:	AC:200-240V, 50/60Hz	Beam Angle:	120°	Life span:	20,000 Hours
Luminous Flux:	360lm	Body Type:	Plastic	Gross weight:	140 g
LED Type:	SMD	Dimension:	300 x 22 x 33mm		
CRI:	>80	Instant start :	0-100% in <1s		



60CM
T5 Complete Fixture
7W VT-6073
6169 - 3000K Warm White
6170 - 4500K Day White
6171 - 6000K White

BOX QTY. 50
EAN Code
3800230629180
3800230629197
3800230629203

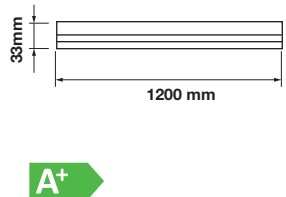


Sensor Compatible:	Yes	PF:	> 0.5	On/Off:	>10000
Voltage/Frequency:	AC:200-240V, 50/60Hz	Beam Angle:	120°	Life span:	20,000 Hours
Luminous Flux:	630lm	Body Type:	Plastic	Gross weight:	210 g
LED Type:	SMD	Dimension:	600 x 22 x 33mm		
CRI:	>80	Instant start :	0-100% in <1s		



120CM - T5 Tube With Fitting
14W VT-1273
6172 - 3000K Warm White
6173 - 4500K Day White
6174 - 6000K White

BOX QTY. 50
EAN Code
3800230629210
3800230629227
3800230629234



Sensor Compatible:	Yes	PF:	> 0.5	On/Off:	>10000
Voltage/Frequency:	AC:200-240V, 50/60Hz	Beam Angle:	120°	Life span:	20,000 Hours
Luminous Flux:	1260lm	Body Type:	Plastic	Gross weight:	300 g
LED Type:	SMD	Dimension:	1200x 22 x 33mm		
CRI:	>80	Instant start :	0-100% in <1s		

LED Tube Lights | Fixtures With LED



ROTATABLE

Cabinet Light

10W VT-8112

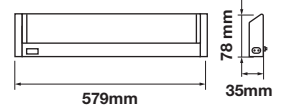
- 5068 - 3000K Warm White
- 5069 - 4500K Day White
- 5070 - 6000K White

BOX QTY.

12

EAN Code

- 3800157606714
- 3800157606721
- 3800157606738



Sensor Compatible:	Yes	PF:	> 0.5	On/Off:	>15000
Voltage/Frequency:	AC:220-240V, 50/60Hz	Beam Angle:	110°	Life span:	20,000 Hours
Luminous Flux:	800lm	Body Type:	Aluminum Body, Plastic Diffuser	Gross weight:	600 g
LED Type:	SMD	Dimension:	579 x 78 x 35mm		
CRI:	>80	Instant start :	0-100% in <1s		



Wall Fitting

10W VT-8111

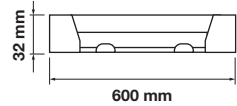
- 5071 - 3000K Warm White
- 5072 - 4500K Day White
- 5073 - 6000K White

BOX QTY.

25

EAN Code

- 3800157606745
- 3800157606752
- 3800157606769



Sensor Compatible:	Yes	PF:	> 0.6	On/Off:	>15000
Voltage/Frequency:	AC:85-265V, 50/60Hz	Beam Angle:	120°	Life span:	20,000 Hours
Luminous Flux:	900lm	Body Type:	Aluminum+PC	Gross weight:	240 g
LED Type:	SMD	Dimension:	600 x 32 x 25mm		
CRI:	>80	Instant start :	0-100% in <1s		



Wall Fitting

20W VT-8121

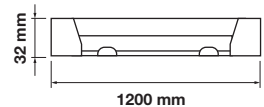
- 5074 - 3000K Warm White
- 5075 - 4500K Day White
- 5076 - 6000K White

BOX QTY.

25

EAN Code

- 3800157606776
- 3800157606783
- 3800157606790



Sensor Compatible:	Yes	PF:	> 0.6	On/Off:	>15000
Voltage/Frequency:	AC:85-265V, 50/60Hz	Beam Angle:	120°	Life span:	20,000 Hours
Luminous Flux:	1800lm	Body Type:	Aluminum+PC	Gross weight:	370 g
LED Type:	SMD	Dimension:	1200x 32 x 25mm		
CRI:	>80	Instant start :	0-100% in <1s		

BOX QTY.
20



BOX QTY.
20



BOX QTY.
20



BOX QTY.
20



MODEL No.	VT-16010	VT-12020	VT-15020	VT-18011
SKU Code	6052	6054	6056	6151
Body Type	Aluminum	Aluminum	Aluminum	Aluminum
IP Rating	IP20	IP20	IP20	IP20
Size	635 x 45 x 80mm	1235 x 45 x 80mm	1530 x 45 x 80mm	1830 x 45 x 80mm
EAN Code	3800230624642	3800230624666	3800230624680	3800230627926

BOX QTY.
20



BOX QTY.
12



BOX QTY.
12



MODEL No.	VT-16011	VT-12021	VT-15021
SKU Code	6053	6055	6057
Body Type	Aluminum	Aluminum	Aluminum
IP Rating	IP20	IP20	IP20
Size	635 x 110 x 80mm	1235 x 110 x 80mm	1530 x 110 x 80mm
EAN Code	3800230624659	3800230624673	3800230624697

Batten Fixtures for our T8 LED Tubes so they can be used in a variety of different applications such as public areas like hotels, restaurants or hospitals.

LED Waterproof Fittings

Introducing our IP65 Ingress Protection Waterproof tubes, built dust-tight allowing it to resist rain and jets of water.



Product Features

- Luminous efficacy up to 120lm/W and 80lm/W
- Easy to install
- IP65, free from water and dirt
- Without opening the lampshade for direct wiring
- Perfect replacement for the whole set of T8 fluorescent lighting fixture
- Save up to 80% in electricity consumption compared to fluorescent lighting fixture

Applications

Widely used for Domestic and Commercial Lighting, Offices, Supermarkets, Shops, Hotels & similar environment

NEW

**2 LED TUBES
INCLUDED**



120CM x 2 - Fitting

BOX QTY.
10

**IP65
RATED**

2 x 18W VT-12023

6387 - 4000K Day White
6399 - 6400K White

EAN Code

3800157625036
3800157626385

A+

Watts:	2 x 18W	On/Off:	>15000
Voltage/Frequency:	AC:200-240V, 50/60Hz	Life span:	20,000 Hours
Luminous Flux:	3400lm	Body Type:	ABS+PC
LED Type:	SMD	IP Rating:	IP65
CRI:	>80	Dimension:	1260 x 112 x 63mm
PF:	>0.9	Gross weight:	1330 g
Beam Angle:	120°		

NEW

**2 LED TUBES
INCLUDED**



150CM x 2 - Fitting

BOX QTY.
10

**IP65
RATED**

2 x 22W VT-15022

6388 - 4000K Day White
6400 - 6400K White

EAN Code

3800157625043
3800157626392

A+

Watts:	2 x 22W	On/Off:	>15000
Voltage/Frequency:	AC:200-240V,50/60Hz	Life span:	20,000 Hours
Luminous Flux:	4000lm	Body Type:	ABS+PC
LED Type:	SMD	IP Rating:	IP65
CRI:	>80	Dimension:	1560 x 112 x 63mm
PF:	>0.9	Gross weight:	1650 g
Beam Angle:	120°		

NEW



120CM - Fitting

36W VT-1238

6395 - 4000K Day White
6396 - 6400K White

EAN Code


3800157625999

3800157626002

BOX QTY.

20

A+



IP65
RATED

Watts:	36W	PF:	>0.6	On/Off:	>10000
Voltage/Frequency:	AC:200-240V, 50/60Hz	Beam Angle:	120°	Life span:	30,000 Hours
Luminous Flux:	3200lm	Body Type:	PC	Gross weight:	350 g
LED Type:	SMD	IP Rating:	IP65		
CRI:	>70	Dimension:	1260 x 43 x 23mm		

NEW



150CM - Fitting

45W VT-1545

6397 - 4000K Day White
6398 - 6400K White

EAN Code

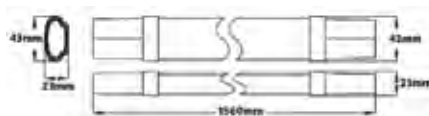
3800157626019

3800157626026

BOX QTY.

20

A+



IP65
RATED

Watts:	45W	PF:	>0.6	On/Off:	>10000
Voltage/Frequency:	AC:200-240V, 50/60Hz	Beam Angle:	120°	Life span:	30,000 Hours
Luminous Flux:	4100lm	Body Type:	PC	Gross weight:	390 g
LED Type:	SMD	IP Rating:	IP65		
CRI:	>70	Dimension:	1560 x 43 x 23mm		

LED Tube Lights | Water-proof Fitting



60CM - Fitting

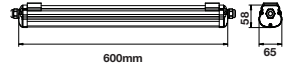
18W VT-6076

6283 - 4000K Day White
6282 - 6400K White

BOX QTY.
12

EAN Code

3800157616478
3800157616461



Watts:	18W	PF:	>0.5	On/Off:	>10000
Voltage/Frequency:	AC:220-240V,50Hz	Beam Angle:	120°	Life span:	20,000 Hours
Luminous Flux:	1440lm	Body Type:	ABS+PC	Gross weight:	560 g
LED Type:	SMD	IP Rating:	IP65		
CRI:	>70	Dimension:	600 x 65 x 58mm		



120CM - Fitting

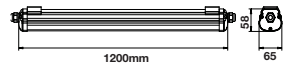
36W VT-1249

6285 - 4000K Day White
6284 - 6400K White

BOX QTY.
12

EAN Code

3800157616492
3800157616485



Watts:	36W	PF:	>0.9	On/Off:	>10000
Voltage/Frequency:	AC:220-240V,50Hz	Beam Angle:	120°	Life span:	20,000 Hours
Luminous Flux:	2880lm	Body Type:	ABS+PC	Gross weight:	916 g
LED Type:	SMD	IP Rating:	IP65		
CRI:	>70	Dimension:	1200 x 65 x 58mm		



150CM - Fitting

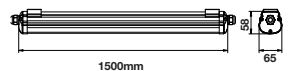
48W VT-1574

6287 - 4000K Day White
6286 - 6400K White

BOX QTY.
12

EAN Code

3800157616515
3800157616508



Watts:	48W	PF:	>0.9	On/Off:	>10000
Voltage/Frequency:	AC:220-240V,50Hz	Beam Angle:	120°	Life span:	20,000 Hours
Luminous Flux:	3840lm	Body Type:	ABS+PC	Gross weight:	1150 g
LED Type:	SMD	IP Rating:	IP65		
CRI:	>70	Dimension:	1500 x 65 x 58mm		



60CM - Fitting

18W VT-6048

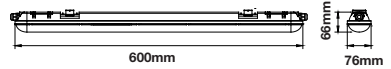
6198 - 4500K Day White
6199 - 6000K White

EAN Code

3800157603256
3800157603263

BOX QTY.
12

A+



IP65
RATED

Watts:	18W	PF:	>0.9	On/Off:	>10000
Voltage/Frequency:	AC:200-240V,50Hz	Beam Angle:	120°	Life span:	20,000 Hours
Luminous Flux:	1400lm	Body Type:	Plastic	Gross weight:	800 g
LED Type:	SMD	IP Rating:	IP65		
CRI:	>70	Dimension:	600 x 76 x 66 mm		



120CM - Fitting

36W VT-1248

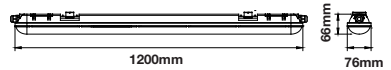
6200 - 4500K Day White
6201 - 6000K White

EAN Code

3800157603270
3800157603287

BOX QTY.
12

A+



IP65
RATED

Watts:	36W	PF:	>0.9	On/Off:	>10000
Voltage/Frequency:	AC:200-240V,50Hz	Beam Angle:	120°	Life span:	20,000 Hours
Luminous Flux:	2880lm	Body Type:	Plastic	Gross weight:	1450 g
LED Type:	SMD	IP Rating:	IP65		
CRI:	>70	Dimension:	1200 x 76 x 66mm		



150CM - Fitting

48W VT-1548

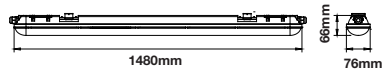
6184 - 4500K Day White
6185 - 6000K White

EAN Code

3800157602389
3800157602396

BOX QTY.
12

A+



IP65
RATED

Watts:	48W	PF:	>0.9	On/Off:	>10000
Voltage/Frequency:	AC:200-240V,50Hz	Beam Angle:	120°	Life span:	20,000 Hours
Luminous Flux:	3920lm	Body Type:	Plastic	Gross weight:	1800 g
LED Type:	SMD	Dimension:	IP65		
CRI:	>70	Instant start :	1480 x 76 x 66mm		

LED Tube Lights | Water-proof Fittings



120CM - Fitting

60W VT-1260 SMD

6179 - 4000K Day White
6062 - 6000K White

EAN Code

3800157601610
3800230625212

BOX QTY.

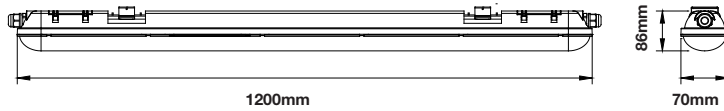
09

A++

120⁺⁺
LM/W
HIGH LUMENS

IP65
RATED

Watts:	60W	PF:	> 0.9	On/Off:	>10000
Voltage/Frequency:	AC: 200-240V, 50Hz	Beam Angle:	120°	Life span:	20,000 Hours
Luminous Flux:	7200lm	Body Type:	Plastic + Aluminium	Gross weight:	2100 g
LED Type:	SMD	IP Rating:	IP65		
CRI:	>70	Dimension:	1200 x 86 x 70mm		



150CM - Fitting

70W VT-1573

6266 - 4000K Day White
6267 - 6000K White

EAN Code

3800157612586
3800157612593

BOX QTY.

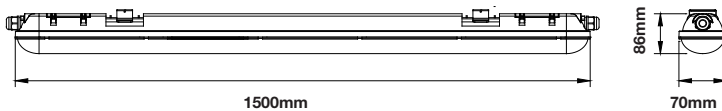
06

A++

120⁺⁺
LM/W
HIGH LUMENS

IP65
RATED

Watts:	70W	PF:	> 0.9	On/Off:	>10000
Voltage/Frequency:	AC:200-240V, 50/60Hz	Beam Angle:	120°	Life span:	20,000 Hours
Luminous Flux:	8400lm	Body Type:	Plastic + Aluminium	Gross weight:	2750 g
LED Type:	SMD	IP Rating:	IP65		
CRI:	>70	Dimension:	1500x 86 x70mm		



LED Highbays

New UFO and Linear High bays are designed for widespread illumination, efficiency, and resistance to harsh conditions. The UFO high-bays are supported by Meanwell drivers to boost their performance, are IP65 rated and have a sturdy body to ensure endurance, and have two options of beam angle to choose from, for even light distribution.



Product Features

- Powerful LED light source with a unique design
- Extensive Options can replace all types of Standard MH Highbays
- Aluminium Diffuser with multiple Beam Angle's to choose from 45°D / 90°D / 120°D
- Shatter Proof Perspex Lens
- High Thermal Conductivity, Low Luminous Decay, Pure Colours & No Heavy Shade
- The unique design of Radiator fuses with the Lamp Box perfectly hence diffuses the heat conduction efficiently which reduces the temperature of inside lamp

Applications

Perfect fit for Industrial Usage, Warehouse & Super Markets, Workshops, Factories, Warehouses, Highway, toll Stations, Gas Stations, Malls, Exhibition Halls, Stadiums & other vast areas.



UFO Highbay
With Mean Well Driver

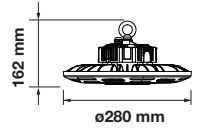
BOX QTY.
01

100W VT-9120

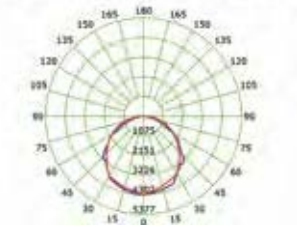
5550 - 4500K Day White
5551 - 6400K White

EAN Code

3800157619714
3800157619721



Luminous Intensity Distribution Curve



Sensor Compatible:	Yes	PF:	>0.9
Voltage/Frequency:	AC:220-240V,50Hz	Beam Angle:	120°
Luminous Flux:	12000lm	Body Type:	Die casting Aluminium
LED Type:	SMD	IP Rating:	IP65
CRI:	>70	Dimension:	ø280 x 162 mm



UFO Highbay
With Mean Well Driver

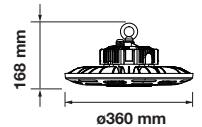
BOX QTY.
01

150W VT-9170


5552 - 4500K Day White

EAN Code

3800157619738



Luminous Intensity Distribution Curve

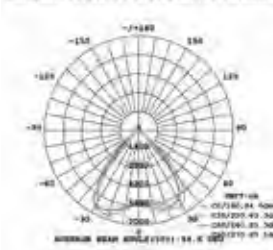


Sensor Compatible:	Yes	PF:	>0.9
Voltage/Frequency:	AC:220-240V,50Hz	Beam Angle:	120°
Luminous Flux:	18000lm	Body Type:	Die casting Aluminium
LED Type:	SMD	IP Rating:	IP65
CRI:	>70	Dimension:	ø360 x 168 mm

NEW



LUMINOUS INTENSITY DISTRIBUTION DIAGRAM



UFO Highbay
With Mean Well Driver

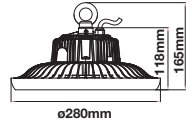
BOX QTY.
04

100W VT-9107

EAN Code

5587 - 4000K Day White
5588 - 6400K White

3800157622295
3800157622301

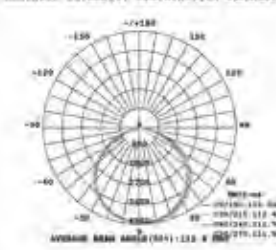


Sensor Compatible:	Yes	PF:	>0.9
Voltage/Frequency:	AC:100-240V 50/60Hz	Beam Angle:	90°
Luminous Flux:	13000lm	Body Type:	Die casting Aluminium
LED Type:	SMD	IP Rating:	IP44
CRI:	>70	Dimension:	ø280 x 165mm

NEW



LUMINOUS INTENSITY DISTRIBUTION DIAGRAM



UFO Highbay
With Mean Well Driver

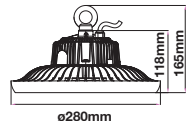
BOX QTY.
04

100W VT-9117

EAN Code

5585 - 4000K Day White
5586 - 6400K White

3800157622271
3800157622288



Sensor Compatible:	Yes	PF:	>0.9
Voltage/Frequency:	AC:100-240V 50/60Hz	Beam Angle:	120°
Luminous Flux:	13000lm	Body Type:	Die casting Aluminium
LED Type:	SMD	IP Rating:	IP44
CRI:	>70	Dimension:	ø280 x 165mm

NEW



UFO Highbay
With Mean Well Driver


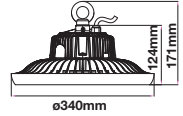
BOX QTY.
02

150W VT-9167

EAN Code

5591 - 4000K Day White
5592 - 6400K White

3800157622332
3800157622349



Sensor Compatible:	Yes	PF:	>0.9
Voltage/Frequency:	AC:100-240V 50/60Hz	Beam Angle:	90°
Luminous Flux:	19500lm	Body Type:	Die casting Aluminium
LED Type:	SMD	IP Rating:	IP44
CRI:	>70	Dimension:	340 x 171mm

NEW



UFO Highbay
With Mean Well Driver


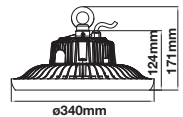
BOX QTY.
02

150W VT-9177

EAN Code

5589 - 4000K Day White
5590 - 6400K White

3800157622318
3800157622325

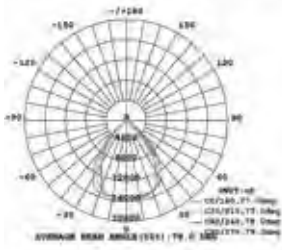


Sensor Compatible:	Yes	PF:	>0.9
Voltage/Frequency:	AC:100-240V 50/60Hz	Beam Angle:	120°
Luminous Flux:	19500lm	Body Type:	Die casting Aluminium
LED Type:	SMD	IP Rating:	IP44
CRI:	>70	Dimension:	340 x 171mm

NEW



10000 INTENSITY DISTRIBUTION DIAGRAM



UFO Highbay
With Mean Well Driver

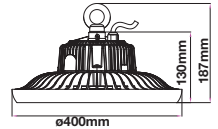
BOX QTY.
02

200W VT-9207

EAN Code

5595 - 4000K Day White
5596 - 6400K White

3800157622370
3800157622387




Sensor Compatible:	Yes	PF:	>0.9
Voltage/Frequency:	AC:100-240V 50/60Hz	Beam Angle:	90°
Luminous Flux:	26000lm	Body Type:	Die casting Aluminium
LED Type:	SMD	IP Rating:	IP44
CRI:	>70	Dimension:	400 x 187mm

NEW



10000 INTENSITY DISTRIBUTION DIAGRAM



UFO Highbay
With Mean Well Driver

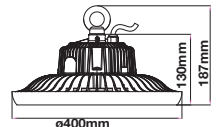
BOX QTY.
02

200W VT-9217

EAN Code

5593 - 4000K Day White
5594 - 6400K White

3800157622356
3800157622363



Sensor Compatible:	Yes	PF:	>0.9
Voltage/Frequency:	AC:100-240V 50/60Hz	Beam Angle:	120°
Luminous Flux:	26000lm	Body Type:	Die casting Aluminium
LED Type:	SMD	IP Rating:	IP44
CRI:	>70	Dimension:	400 x 187mm



NEW



UFO Highbay
With Mean Well Driver
500W VT-9500


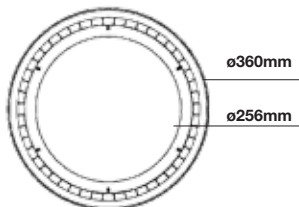
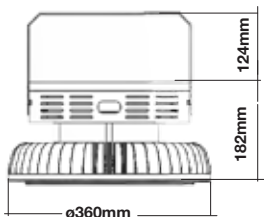
5607 - 4000K Day White
5608 - 6000K White

BOX QTY.
01

EAN Code
3800157625050
3800157625067



Sensor Compatible:	Yes	PF:	>0.9
Voltage/Frequency:	AC:90-295,50Hz	Beam Angle:	120°
Luminous Flux:	65000lm	Body Type:	Die casting Aluminium
LED Type:	SMD	IP Rating:	IP65
CRI:	>80	Dimension:	Ø360







120⁺⁺
LM/W
HIGH LUMENS

120°
BEAM ANGLE

90°
BEAM ANGLE

LED Highbay

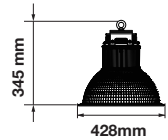
BOX QTY.
01

100W VT-9104

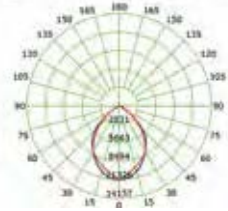
EAN Code

5534 - 4500K Day White
5532 - 6000K White

3800157608725
3800157607780



Luminous Intensity Distribution Curve



Sensor Compatible:	Yes	PF:	> 0.9
Voltage/Frequency:	AC: 100-265V, 50/60Hz	Beam Angle:	90°/120°
Luminous Flux:	12000lm	Body Type:	Die casting Aluminium
LED Type:	SMD	IP Rating:	IP44
CRI:	> 70	Dimension:	90°:428x 345mm 120°:535x 306mm



120⁺⁺
LM/W
HIGH LUMENS

120°
BEAM ANGLE

90°
BEAM ANGLE

LED Highbay

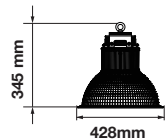
BOX QTY.
01

150W VT-9155


EAN Code

5537 - 4500K Day White
5538 - 6000K White

3800157608848
3800157608855



Luminous Intensity Distribution Curve



Sensor Compatible:	Yes	PF:	>0.9
Voltage/Frequency:	AC: 100-240V, 50/60Hz	Beam Angle:	90°/120°
Luminous Flux:	18600lm	Body Type:	Die casting Aluminium
LED Type:	SMD	IP Rating:	IP44
CRI:	>70	Dimension:	90°: 428 x 345mm 120°: 535 x 306mm



UFO Highbay

50W VT-9053

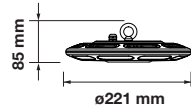
5554 - 4500K Day White
5555 - 6400K White

BOX QTY.

04

EAN Code

3800157620895
3800157620901



Sensor Compatible:	Yes	PF:	>0.9
Voltage/Frequency:	AC:220-240V,50Hz	Beam Angle:	120°
Luminous Flux:	4000lm	Body Type:	Die casting Aluminium
LED Type:	SMD	IP Rating:	IP44
CRI:	>70	Dimension:	ø221 x 85 mm



UFO Highbay

100W VT-9106

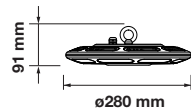
5546 - 4500K Day White

BOX QTY.

01

EAN Code

3800157619677



Sensor Compatible:	Yes	PF:	>0.9
Voltage/Frequency:	AC:220-240V,50Hz	Beam Angle:	120°
Luminous Flux:	8000lm	Body Type:	Die casting Aluminium
LED Type:	SMD	IP Rating:	IP44
CRI:	>70	Dimension:	ø280 x 91 mm



UFO Highbay

150W VT-9156

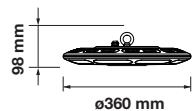
5548 - 4500K Day White
5549 - 6400K White

BOX QTY.

01

EAN Code

3800157619691
3800157619707

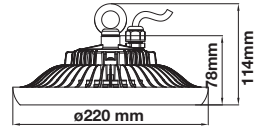


Sensor Compatible:	Yes	PF:	>0.9
Voltage/Frequency:	AC:220-240V,50Hz	Beam Angle:	120°
Luminous Flux:	12000lm	Body Type:	Die casting Aluminium
LED Type:	SMD	IP Rating:	IP44
CRI:	>70	Dimension:	ø360 x 98 mm

NEW



120°
BEAM ANGLE



BOX QTY.
08

LED Highbay

50W VT-9065

5609 - 3000K Warm White

5610 - 4000K Day White

5611 - 6400K White

EAN Code


3800157626507

3800157626514

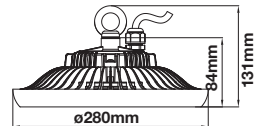
3800157626521

Sensor Compatible:	Yes	PF:	>0.9
Voltage/Frequency:	AC: 220-240V, 50Hz	Beam Angle:	120°
Luminous Flux:	4000lm	Body Type:	Die casting Aluminium
LED Type:	SMD	IP Rating:	IP44
CRI:	>70	Dimension:	ø220 x 114mm

NEW



120°
BEAM ANGLE



BOX QTY.
04

LED Highbay

100W VT-9115

5612 - 3000K Warm White

5613 - 4000K Day White

5614 - 6400K White

EAN Code

3800157626538

3800157626545

3800157626552

Sensor Compatible:	Yes	PF:	>0.9
Voltage/Frequency:	AC: 220-240V, 50Hz	Beam Angle:	120°
Luminous Flux:	8000lm	Body Type:	Die casting Aluminium
LED Type:	SMD	IP Rating:	IP44
CRI:	>70	Dimension:	ø280 x 131mm

NEW

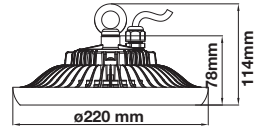


90°
BEAM ANGLE

BOX QTY.
08

EAN Code

3800157621960
3800157621977




LED Highbay

50W VT-9055

5559 - 4000K Day White
5560 - 6400K White

Sensor Compatible:	Yes	PF:	>0.9
Voltage/Frequency:	AC: 220-240V, 50Hz	Beam Angle:	90°
Luminous Flux:	4000lm	Body Type:	Die casting Aluminium
LED Type:	SMD	IP Rating:	IP44
CRI:	>70	Dimension:	ø220 x 114mm

NEW

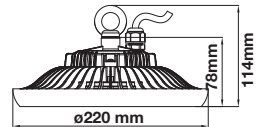


120°
BEAM ANGLE

BOX QTY.
08

EAN Code

3800157621946
3800157621953



LED Highbay

50W VT-9065

5557 - 4000K Day White
5558 - 6400K White

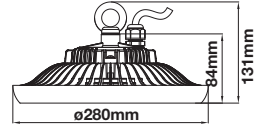
Sensor Compatible:	Yes	PF:	>0.9
Voltage/Frequency:	AC: 220-240V, 50Hz	Beam Angle:	120°
Luminous Flux:	4000lm	Body Type:	Die casting Aluminium
LED Type:	SMD	IP Rating:	IP44
CRI:	>70	Dimension:	ø220 x 114mm

NEW



90°
BEAM ANGLE

BOX QTY.
04




LED Highbay

100W VT-9105

5575 - 4000K Day White
5576 - 6400K White

EAN Code

3800157622004
3800157622011



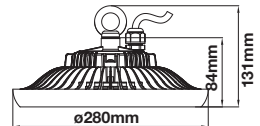
Sensor Compatible:	Yes	PF:	>0.9
Voltage/Frequency:	AC: 220-240V, 50Hz	Beam Angle:	90°
Luminous Flux:	8000lm	Body Type:	Die casting Aluminium
LED Type:	SMD	IP Rating:	IP44
CRI:	>70	Dimension:	ø280 x 131mm

NEW



120°
BEAM ANGLE

BOX QTY.
04




LED Highbay

100W VT-9115

5573 - 4000K Day White
5574 - 6400K White

EAN Code

3800157621984
3800157621991



Sensor Compatible:	Yes	PF:	>0.9
Voltage/Frequency:	AC: 220-240V, 50Hz	Beam Angle:	120°
Luminous Flux:	8000lm	Body Type:	Die casting Aluminium
LED Type:	SMD	IP Rating:	IP44
CRI:	>70	Dimension:	ø280 x 131mm

NEW



LED Highbay

150W VT-9165


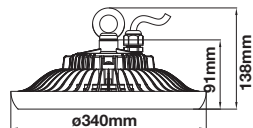
5579 - 4000K Day White
5580 - 6400K White

90°
BEAM ANGLE

BOX QTY.
02

EAN Code

3800157622042
3800157622059



Sensor Compatible:	Yes	PF:	>0.9
Voltage/Frequency:	AC: 220-240V, 50Hz	Beam Angle:	90°
Luminous Flux:	12000lm	Body Type:	Die casting Aluminium
LED Type:	SMD	IP Rating:	IP44
CRI:	>70	Dimension:	ø340 x 138mm

NEW



LED Highbay

150W VT-9175


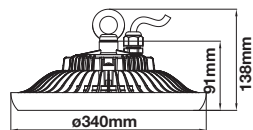
5577 - 4000K Day White
5578 - 6400K White

120°
BEAM ANGLE

BOX QTY.
02

EAN Code

3800157622028
3800157622035



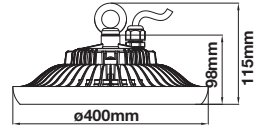
Sensor Compatible:	Yes	PF:	>0.9
Voltage/Frequency:	AC: 220-240V, 50Hz	Beam Angle:	120°
Luminous Flux:	12000lm	Body Type:	Die casting Aluminium
LED Type:	SMD	IP Rating:	IP44
CRI:	>70	Dimension:	ø340 x 138mm

NEW



90°
BEAM ANGLE

BOX QTY.
02



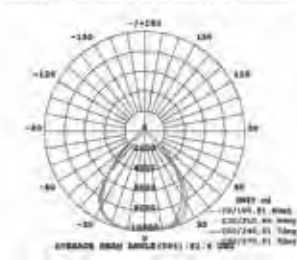
LED Highbay

200W VT-9205

5583 - 4000K Day White
5584 - 6400K White

EAN Code
3800157622080
3800157622097

LUMINOUS INTENSITY DISTRIBUTION DIAGRAM



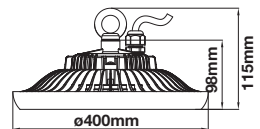
Sensor Compatible:	Yes	PF:	>0.9
Voltage/Frequency:	AC: 220-240V, 50Hz	Beam Angle:	90°
Luminous Flux:	16000lm	Body Type:	Die casting Aluminium
LED Type:	SMD	IP Rating:	IP44
CRI:	>70	Dimension:	ø400 x 115mm

NEW



120°
BEAM ANGLE

BOX QTY.
02




LED Highbay

200W VT-9215

5581 - 4000K Day White
5582 - 6400K White

EAN Code
3800157622066
3800157622073

LUMINOUS INTENSITY DISTRIBUTION DIAGRAM



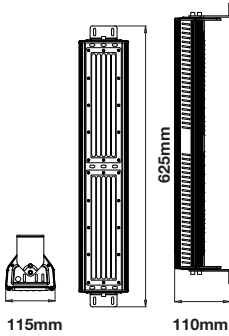
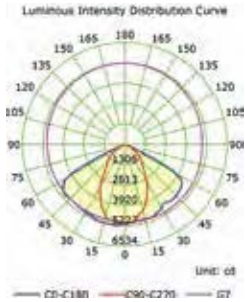
Sensor Compatible:	Yes	PF:	>0.9
Voltage/Frequency:	AC: 220-240V, 50Hz	Beam Angle:	120°
Luminous Flux:	16000lm	Body Type:	Die casting Aluminium
LED Type:	SMD	IP Rating:	IP44
CRI:	>70	Dimension:	ø400 x 115mm

NEW LINEAR HIGHBAY

Narrow distribution fixtures are ideal for aisles or higher ceilings. Placing fixtures parallel to aisles is approximately 50% more efficient than a perpendicular alignment and decreases eye strain. This layout is also easier to control with motion sensors. Wide distribution fixtures are better suited for open areas.



NEW



Linear Highbay

100W VT-9108

5599 - 4000K Day White
5600 - 6000K White

EAN Code

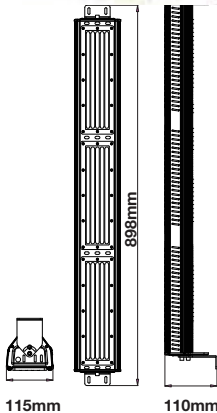
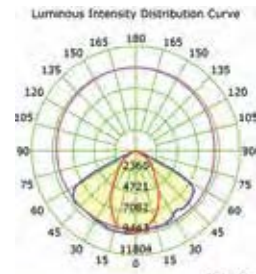
3800157624909
3800157624916

BOX QTY.
01

120°
BEAM ANGLE

Sensor Compatible:	Yes	PF:	>0.9
Voltage/Frequency:	AC:220-240V, 50/60Hz	Beam Angle:	120°
Luminous Flux:	10000lm	Body Type:	Die casting Aluminium
LED Type:	SMD	IP Rating:	IP44
CRI:	>70	Dimension:	625 x 110 x 115mm

NEW



Linear Highbay

150W VT-9158

5601 - 4000K Day White
5602 - 6000K White

EAN Code


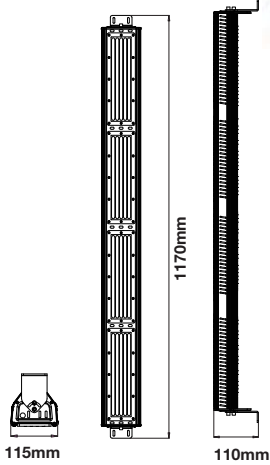
3800157624923
3800157624930

BOX QTY.
01

120°
BEAM ANGLE

Sensor Compatible:	Yes	PF:	>0.9
Voltage/Frequency:	AC:220-240V, 50/60Hz	Beam Angle:	120°
Luminous Flux:	15000lm	Body Type:	Die casting Aluminium
LED Type:	SMD	IP Rating:	IP44
CRI:	>70	Dimension:	898 x 110 x 115mm

NEW



Linear Highbay

200W VT-9208

5603 - 4000K Day White
5604 - 6000K White

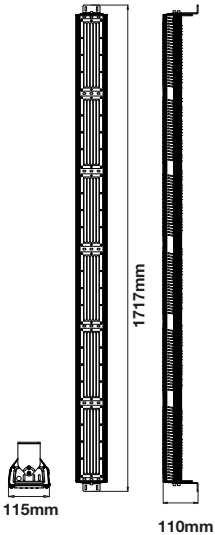
BOX QTY.
01

EAN Code
3800157624947
3800157624954

120°
BEAM ANGLE

Sensor Compatible:	Yes	PF:	>0.9
Voltage/Frequency:	AC:220-240V, 50/60Hz	Beam Angle:	120°
Luminous Flux:	20000lm	Body Type:	Die casting Aluminium
LED Type:	SMD	IP Rating:	IP44
CRI:	>70	Dimension:	1170 x 110 x 115mm

NEW



Linear Highbay

300W VT-9308

5605 - 4000K Day White
5606 - 6000K White

BOX QTY.
01

EAN Code
3800157624961
3800157624978

120°
BEAM ANGLE

Sensor Compatible:	Yes	PF:	>0.9
Voltage/Frequency:	AC:220-240V, 50/60Hz	Beam Angle:	120°
Luminous Flux:	30000lm	Body Type:	Die casting Aluminium
LED Type:	SMD	IP Rating:	IP44
CRI:	>70	Dimension:	1717 x 110 x 115mm

LED Low Bay

NEW



LED Low Bay

85W VT-9186

5597 - 4000K Day White
5598 - 6400K White

EAN Code

3800157624565
3800157624572

BOX QTY.
04

E40
HOLDER

Sensor Compatible:	Yes	PF:	0.9
Voltage/Frequency:	AC: 220-240V, 50Hz	Beam Angle:	110°
Luminous Flux:	6800lm	Body Type:	Plastic
LED Type:	SMD	IP Rating:	IP20
CRI:	>80	Dimension:	ø260 x 307

LED Street Lights

Light the path to the future with LED Street Lights. This state of the art LED Technology provides uniform Brightness and Illumination. Featuring eco-friendly street lights.



Product Features

- Perfect replacement for traditional lights
- Saves 80% Electricity cost, Better Efficiency and Longer Life Span
- Dedicated IP65 Sealed Optical Cavities
- Optically Optimized Glass Lenses
- Uniformity in Light Distribution - Maximizes Efficiency
- Fully Operational in Extreme Weather up to -25° Celsius
- Low maintenance & Low Power consumption
- Reduced CO² emissions

Applications


Out Door Applications like Streets, Projects, Cross Roads, Tunnels, Car Parks, Industrial Facilities etc.

LED Street Lights

NEW



IP65 RATED



30W VT-15030ST

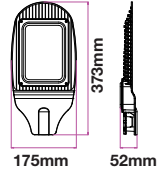
5487 - 4000K Day White
5488 - 6400K White

EAN Code

3800157623469
3800157623476

BOX QTY.

01




Sensor Compatible:	Yes	Beam Angle:	100°
Voltage/Frequency:	AC: 190-240V, 50/60Hz	Color of Fixture:	Grey
Luminous Flux:	2400lm	Body Type:	Die casting Aluminium
LED Type:	SMD2835	IP Rating:	IP65
CRI:	>70	Dimension:	175 x 373 x 52mm
PF:	>0.9		

NEW



PHOTOCELL SENSOR
Auto Turns On At Night
Auto Turns Off At Day Time

IP65 RATED



30W VT-15031ST

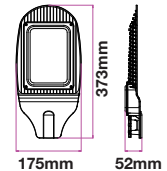
5489 - 4000K Day White
5490 - 6400K White

EAN Code

3800157623483
3800157623490

BOX QTY.

01




Sensor Included:	Yes	Beam Angle:	100°
Voltage/Frequency:	AC: 190-240V, 50/60Hz	Color of Fixture:	Grey
Luminous Flux:	2400lm	Body Type:	Die casting Aluminium
LED Type:	SMD2835	IP Rating:	IP65
CRI:	>70	Dimension:	175 x 373 x 52mm
PF:	>0.9		

LED Street Lights

NEW



IP65 RATED



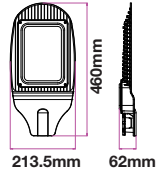
50W VT-15051ST

5491 - 4000K Day White
5492 - 6400K White

EAN Code

3800157623506
3800157623513

BOX QTY.
01



Sensor Compatible:	Yes	Beam Angle:	100°
Voltage/Frequency:	AC:100-240V, 50Hz	Color of Fixture:	Grey
Luminous Flux:	4000lm	Body Type:	Die casting Aluminium
LED Type:	SMD2835	IP Rating:	IP65
CRI:	>70	Dimension:	213.5 x 460 x 62mm
PF:	>0.9		


NEW



PHOTOCELL SENSOR
Auto Turns On At Night
Auto Turns Off At Day Time



IP65 RATED



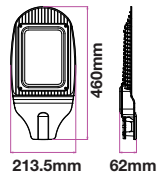
50W VT-15052ST

5493 - 4000K Day White
5494 - 6400K White

EAN Code

3800157623520
3800157623537

BOX QTY.
01



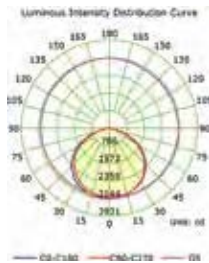
Sensor Included:	Yes	Beam Angle:	100°
Voltage/Frequency:	AC:100-240V, 50Hz	Color of Fixture:	Grey
Luminous Flux:	4000lm	Body Type:	Die casting Aluminium
LED Type:	SMD2835	IP Rating:	IP65
CRI:	>70	Dimension:	213.5 x 460 x 62mm
PF:	>0.9		

LED Street Lights

NEW



IP65 RATED



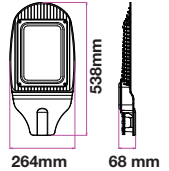
100W VT-15101ST

5495 - 4000K Day White
5496 - 6400K White

EAN Code

3800157623544
3800157623551

BOX QTY.
01




Sensor Compatible:	Yes	Beam Angle:	100°
Voltage/Frequency:	AC:100-240V, 50Hz	Color of Fixture:	Grey
Luminous Flux:	8000lm	Body Type:	Die casting Aluminium
LED Type:	SMD	IP Rating:	IP65
CRI:	>70	Dimension:	264 x 538 x 68mm
PF:	>0.9		

NEW



IP65 RATED



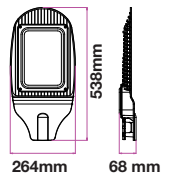
120W VT-15123ST

5497 - 4000K Day White
5498 - 6400K White

EAN Code

3800157623568
3800157623575

BOX QTY.
01



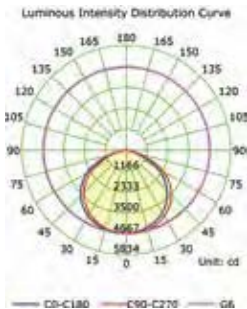
Sensor Compatible:	Yes	Beam Angle:	100°
Voltage/Frequency:	AC:100-240V, 50Hz	Color of Fixture:	Grey
Luminous Flux:	9600lm	Body Type:	Die casting Aluminium
LED Type:	SMD	IP Rating:	IP65
CRI:	>70	Dimension:	264 x 538 x 68mm
PF:	>0.9		

LED Street Lights



NEW

**IP65
RATED**



150W VT-15156ST

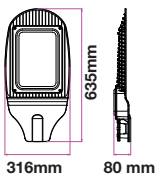
EAN Code

5499 - 4000K Day White
5500 - 6400K White

3800157623582
3800157623599

BOX QTY.
01

Sensor Compatible:	Yes	Beam Angle:	100°
Voltage/Frequency:	AC:100-240V, 50Hz	Color of Fixture:	Grey
Luminous Flux:	12000lm	Body Type:	Die casting Aluminium
LED Type:	SMD	IP Rating:	IP65
CRI:	>70	Dimension:	316 x 635 x 80mm
PF:	>0.9		





LED Street Lights

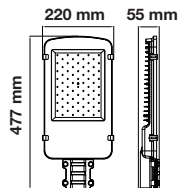


50W VT-15165ST

EAN Code

5482 - 6400K White

3800157616188



Sensor Compatible:	Yes	Beam Angle:	100°
Voltage/Frequency:	AC:100-240V, 50/60Hz	Color of Fixture:	Black/Grey
Luminous Flux:	6200lm	Body Type:	Die casting Aluminium
LED Type:	SMD	IP Rating:	IP65
CRI:	>70	Dimension:	477 x 220 x 55mm
PF:	>0.95		

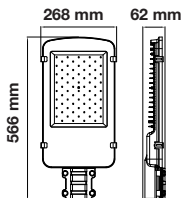


100W VT-15115ST

EAN Code

5481 - 6400K White

3800157616171



Sensor Compatible:	Yes	Beam Angle:	100°
Voltage/Frequency:	AC:100-240V, 50/60Hz	Color of Fixture:	Black/Grey
Luminous Flux:	12400lm	Body Type:	Die casting Aluminium
LED Type:	SMD	IP Rating:	IP65
CRI:	>70	Dimension:	566 x 268 x 62mm
PF:	>0.95		

LED Street Lights



IP65
RATED

120⁺⁺
LM/W
HIGH LUMENS

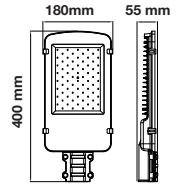
BOX QTY.
01

30W VT-15131ST

EAN Code

5472 - 4500K Day White

3800157608749



Sensor Compatible:	Yes	Beam Angle:	100°
Voltage/Frequency:	AC:100-240V, 50/60Hz	Color of Fixture:	Black/Grey
Luminous Flux:	3720lm	Body Type:	Die casting Aluminium
LED Type:	SMD	IP Rating:	IP65
CRI:	>70	Dimension:	400 x 180 x 55mm
PF:	>0.95		



IP65
RATED

120⁺⁺
LM/W
HIGH LUMENS

BOX QTY.
01

50W VT-15151ST

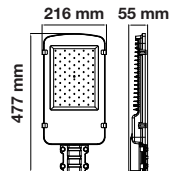
EAN Code

5475 - 4500K Day White

3800157608770

5476 - 6000K White

3800157608787



Sensor Compatible:	Yes	Beam Angle:	100°
Voltage/Frequency:	AC:100-240V, 50/60Hz	Color of Fixture:	Black/Grey
Luminous Flux:	6200lm	Body Type:	Die casting Aluminium
LED Type:	SMD	IP Rating:	IP65
CRI:	>70	Dimension:	477 x 216 x 55mm
PF:	>0.95		

LED Street Lights



120⁺⁺ LM/W
HIGH LUMENS

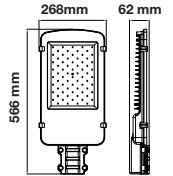
BOX QTY.
01

100W VT-15104 ST

EAN Code

5468 - 6000K White

3800157607797



Sensor Compatible:	Yes	Beam Angle:	100°
Voltage/Frequency:	AC:85-265V,50/60Hz	Color of Fixture:	Black/Grey
Luminous Flux:	12000lm	Body Type:	Die Cast Aluminium
LED Type:	SMD	IP Rating:	IP65
CRI:	>70	Dimension:	703 x 297 x 70mm
PF:	>0.95	PoleSize:	Ø60mm



120⁺⁺ LM/W
HIGH LUMENS

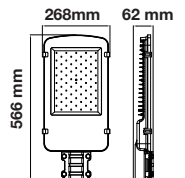
BOX QTY.
01

120W VT-15121 ST

EAN Code

5479 - 6000K White

3800157608817



Sensor Compatible:	Yes	Beam Angle:	100°
Voltage/Frequency:	AC:100-240V, 50/60Hz	Color of Fixture:	Black/Grey
Luminous Flux:	14880lm	Body Type:	Die casting Aluminium
LED Type:	SMD	IP Rating:	IP65
CRI:	>70	Dimension:	566 x 268 x 62mm
PF:	>0.95	PoleSize:	Ø60mm

LED Street Light

Adapter

VT-795

3624

Color: **Dark grey**

Body: **Diecast Aluminium**

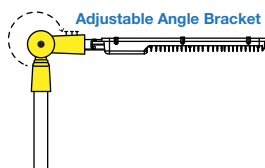
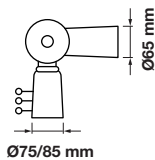
BOX QTY.



10

EAN Code

3800157608152



Compatible with **100W, 120W and 150W** models, this adapter allows the angle of the streetlight to be adjusted as per client's requirements.

LED Street Light

Adapter

VT-795

3668

Color: **Dark grey**

Body: **Diecast Aluminium**

BOX QTY.



12

EAN Code

3800157625029

Ø48mm



Ø62mm



Compatible with **30W and 50W** models, this adapter allows the angle of the streetlight to be adjusted as per client's requirements.

LED Strip Lights

Add an extensive array of lights and colors to any setting or interior, rejuvenate and transform the ambience of any environment at the flick of a switch with LED Strip Light Series. Easy installation with minimal space requirement makes this the right choice for Restaurants, Auditoriums, Meeting Rooms etc.



Product Features

- LED strip is a low Voltage flexible Ribbon available in DC:12V
- Flexible & easy installation
- Exceptionally low power consumption
- Multiple visual effects in unending colours and shades
- Available in DC:12V and 220V with different color range from Warm White to RGB
- Available in IP20 and IP65 rating
- Available in 8mm or 10mm width
- Available in 1 or 1.5 meter rigid bar options with different options of Aluminium Profiles

Applications

Ideal for illuminating Borders, Edges, Cabinets, Bars and any area with limited space for installation.



NEW

LED Bedlight With Sensor-Single Bed

VT-8067

2548 - 3000K Warm White
2549 - 4500K Day White

EAN Code

3800157628433
3800157628440

BOX QTY.
25

Watts:	3W
Voltage:	DC 12 V
LED/M:	30
Strips length:	1.2 m x1
Sensor Distance:	2-5 m
Delay time:	30sec, 130sec, 380sec

NEW

LED Bedlight With Sensor-Double Bed

VT-8068

2550 - 3000K Warm White
2551 - 4500K Day White

EAN Code

3800157628457
3800157628464

BOX QTY.
18

Watts:	6W
Voltage:	DC 12 V
LED/M:	30
Strips length:	1.2 m x 2
Sensor Distance:	2-5 m
Delay time:	30sec, 130sec, 380sec



NEW

BS PLUG



- ✓ 5 Meter Roll
- ✓ Power Supply

VT-5050 60

2545 - 3000K Warm White
2546 - 6000K White

EAN Code

3800157626804
3800157626811

BOX QTY.



BS PLUG



- ✓ 5 Meter Roll
- ✓ Power Supply
- ✓ RGB Remote Control With Battery

VT-5050 60

2544 - RGB

EAN Code

3800157625975

BOX QTY.



LED Type:	SMD 5050	lm/M:	1000lm
Watt/M:	10W	lm/LED:	9-11 lm
Current/M:	1.5A	Beam Angle:	120°
Voltage:	AC: 100-265V, 50/60Hz	IP Rating:	IP20
LED Qty	60	Width:	8mm

LED Strip Lights | 2835 - NON WP



3000lm/m
HIGH LUMENS

CRI >80

240
LED/M

IP20
RATED

BOX QTY.
400

5M ROLL



2835-NON WP | 240 LED/M

18W 2835-NON WP

EAN Code

- 2164 - 3000K Warm White
- 2165 - 4500K Day White
- 2166 - 6000K White

- 3800157610117
- 3800157610124
- 3800157610131

LED Type:	2835	lm/M:	3000lm
Watt/M:	18W	lm/LED:	20-22 lm
Current/M:	1.5A	Beam Angle:	120°
Voltage:	DC:12V	IP Rating:	IP20
LED Qty:	240	Width:	10mm



CRI >80

204
LED/M

IP20
RATED

5M ROLL

BOX QTY.
400



2835-NON WP | 204 LED/M

18W 2835-NON WP

EAN Code

- 2461 - 3000K Warm White
- 2462 - 4500K Day White
- 2463 - 6000K White

- 3800157612234
- 3800157612241
- 3800157612258

LED Type:	2835	lm/M:	1700lm
Watt/M:	18W	lm/LED:	9-11 lm
Current/M:	1.5A	Beam Angle:	120°
Voltage:	DC:12V	IP Rating:	IP20
LED Qty:	204	Width:	8mm



3000lm/m
HIGH LUMENS

CRI >95

120
LED/M

IP20
RATED

5M ROLL

BOX QTY.
400

5730-NON WP | 120 LED/M

18W 5730-NON WP

- 2162 - 3000K Warm White
- 2163 - 4500K Day White
- 2161 - 6000K White

EAN Code

- 3800157610094
- 3800157610100
- 3800157610087

LED Type:	5730	lm/M:	3000lm
Watt/M:	18W	lm/LED:	20-22 lm
Current/M:	1.5A	Beam Angle:	120°
Voltage:	DC:12V	IP Rating:	IP20
LED Qty:	120	Width:	8mm

LED Strip Lights | 5050- 30 LED/M



BOX QTY.
400



30 LED/M
4.8W 5050 - WP

500
lm/M

IP65
RATED



LED Type:	5050	Color:	SKU Code:	EAN Code:
Watt/M:	4.8W	White	2144	3800230621399
Current/M:	0.4A	Warm White	2145	3800230621412
Voltage:	DC:12V	Day White	2460	3800157612166
LED Qty:	30	Red	2118	3800230621528
lm/LED:	14 -16lm	RGB		
Beam Angle:	120°			
IP Rating:	IP65			
Width:	10mm			



BOX QTY.
400



30 LED/M
4.8W 5050 - NON WP

500
lm/M

IP20
RATED



LED Type:	5050	Color:	SKU Code:	EAN Code:
Watt/M:	4.8W	White	2133	3800230621382
Current/M:	4A	Warm White	2135	3800230621405
Voltage:	DC:12V	RGB	2124	3800230621535
LED Qty:	30			
lm/LED:	14 -16lm			
Beam Angle:	120°			
IP Rating:	IP20			
Width:	10mm			

LED Strip Lights | 5050 - 60 LED/M



60 LED/M
10.8W 5050 - WP

1000 Im/M **IP65** RATED



BOX QTY.
400



LED Type:	5050	Color:	SKU Code:	EAN Code:
Watt/M:	10.8W	White	2148	3800230621498
Current/M:	0.8A	Warm White	2149	3800230621511
Voltage:	DC:12V	Day White	2150	3800230621474
LED Qty:	60	Red	2152	3800230624775
lm/LED:	14 -16lm	Green	2153	3800230621450
Beam Angle:	120°	Blue	2151	3800230621436
IP Rating:	IP65	RGB	2155	3800230621559
Width:	10mm			



60 LED/M
10.8W 5050 - NON WP

1000 Im/M **IP20** RATED



BOX QTY.
400



LED Type:	5050	Color:	SKU Code:	EAN Code:
Watt/M:	10.8W	White	2126	3800230621481
Current/M:	0.8A	Warm White	2122	3800230621504
Voltage:	DC:12V	Day White	2143	3800230621467
LED Qty:	60	Red	2128	3800230624468
lm/LED:	14 -16lm	Green	2138	3800230621443
Beam Angle:	120°	Blue	2137	3800230621429
IP Rating:	IP20	Yellow	2156	3800230628824
Width:	10mm	RGB	2120	3800230621542

LED Strip Lights | 3528 - 60 LED/M



60 LED/M
3.6W 3528 - WP



BOX QTY.
400



LED Type:	3528	Color:	SKU Code:	EAN Code:
Watt/M:	3.6W	White	2031	3800230621146
Current/M:	0.3A	Warm White	2032	3800230621177
Voltage:	DC:12V	Day White	2043	3800230621191
LED Qty:	60	Red	2036	3800230621276
lm/LED:	5 -6lm	Green	2034	3800230621238
Beam Angle:	120°	Blue	2035	3800230621245
IP Rating:	IP65	Yellow		
Width:	8mm			



60 LED/M
3.6W 3528 - NON WP



BOX QTY.
400



LED Type:	3528	Color:	SKU Code:	EAN Code:
Watt/M:	3.6W	White	2005	3800230621153
Current/M:	0.3A	Warm White	2016	3800230621160
Voltage:	DC:12V	Day White	2041	3800230621184
LED Qty:	60	Red	2015	3800230621269
lm/LED:	5 -6lm	Green	2011	3800230621221
Beam Angle:	120°	Blue	2013	3800230621252
IP Rating:	IP20	Yellow	2009	3800230621214
Width:	8mm			

LED Strip Lights | 3528 - 120 LED/M



BOX QTY.
400



120 LED/M
7.2W 3528 - WP

600
lm/M

IP65
RATED



LED Type:	3528	Color:	SKU Code:	EAN Code:
Watt/M:	7.2W	White	2037	3800230621290
Current/M:	0.6A	Warm White	2038	3800230621313
Voltage:	DC:12V	Day White	2044	3800230621337
LED Qty:	120	Red	2039	3800230621375
lm/LED:	5 -6lm	Blue	2027	3800230621351
Beam Angle:	120°			
IP Rating:	IP65			
Width:	8mm			



BOX QTY.
400



120 LED/M
7.2W 3528 - NON WP

600
lm/M

IP20
RATED



LED Type:	3528	Color:	SKU Code:	EAN Code:
Watt/M:	7.2W	White	2002	3800230621283
Current/M:	0.6A	Warm White	2025	3800230621306
Voltage:	DC:12V	Day White	2042	3800230621320
LED Qty:	120	Red	2030	3800230621368
lm/LED:	5 -6lm			
Beam Angle:	120°			
IP Rating:	IP20			
Width:	8mm			

LED Strip Lights



204 LED/M
18W 3014 - NON WP

1700
lm/M



BOX QTY.
400



LED Type:	3014	Color:	SKU Code:	EAN Code:
Watt/M:	18W	White	2403	3800230628053
Current/M:	1.5A	Warm White	2404	3800230628060
Voltage:	DC:12V	Day White	2405	3800157600309
LED Qty:	204			
lm/LED:	9-11lm			
Beam Angle:	120°			
IP Rating:	IP20			
Width:	10mm			




60 LED/M
RGB + W
10.8W 5050 - NON WP

900
lm/M



BOX QTY.
400



LED Type:	5050	Color:	SKU Code:	EAN Code:
Watt/M:	10.8W	RGB + White	2159	3800230629623
Current/M:	1.2A	RGB + Day White	2552	3800157630306
Voltage:	DC:12V	RGB + Warm White	2553	3800157630313
LED Qty:	30:30			
lm/LED:	15lm			
Beam Angle:	120°			
IP Rating:	IP20			
Width:	10mm			



60 LED/M
9W 5050 - NON WP

600
LED/M



BOX QTY.
200



LED Type:	5050	Color:	SKU Code:	EAN Code:
Watt/M:	9W	White	2430	3800230621566
Current/M:	0.3A	Warm White	2431	3800230621573
Voltage:	DC:24V	Day White	2459	3800157612036
LED Qty:	60			
lm/LED:	14 -16lm			
Beam Angle:	120°			
IP Rating:	IP20			
Width:	10mm			

LED Strip Lights | Neon Flex





10M ROLL



**160°
Beam Angle**

BOX QTY.

05




Model No:	VT-555	VT-555	VT-555
SKU Code:	2512	2513	2514
Color/Temperature:	White	Warm White	Day White
Lumen lm/M:	320±5%	320±5%	320±5%
FPC Width MM:	7.5	7.5	7.5
Power W/M:	8-10W	8-10W	8-10W
Jacket Dia:	9 x16.5 mm	9 x16.5 mm	9 x16.5 mm
EAN Code:	3800157605656	3800157605663	3800157605670



10M ROLL



**160°
Beam Angle**



Model No:	VT-555	VT-555	VT-555
SKU Code:	2515	2516	2517
Color/Temperature:	Blue	RED	Green
Lumen lm/M:	320±5%	320±5%	320±5%
FPC Width MM:	7.5	7.5	7.5
Power W/M:	8-10	8-10	8-10
Jacket Dia:	9 x16.5 mm	9 x16.5 mm	9 x16.5 mm
EAN Code:	3800157605687	3800157605694	3800157605700

LED Strip Lights | Neon Flex & Fixtures



10M ROLL



BOX QTY.
05

DC:24V
Voltage

120
LED/M

IP65
RATED

160°
Beam Angle



Model No:	VT-555	VT-555	VT-555
SKU Code:	2518	2529	2531
Color/Temperature:	Yellow	Pink	Violet
Lumen lm/M:	320±5%	320±5%	320±5%
FPC Width MM:	7.5	7.5	7.5
Power W/M:	8-10	8-10	8-10
Jacket Dia:	9 x16.5 mm	9 x16.5 mm	9 x16.5 mm
EAN Code:	3800157605717	3800157619523	3800157619547



6PCS
INCLUDED



IP65
RATED

Item:	Profile
SKU Code:	2527
EAN Code:	3800157608404



BOX QTY.
500



BOX QTY.
3000



BOX QTY.
2000

Item:	Power cord without plug	Pin	End safe cap
SKU Code:	3331	3333	3334
EAN Code:	3800157608268	3800157607889	3800157607896

LED Strip Sets

PLUG AND PLAY

LED STRIP LIGHT set is a complete kit where we provide you with 5 meters of LED STRIP LIGHT, along with the POWER SUPPLY and CONNECTOR and REMOTE CONTROL (optional), to make it a complete kit. Available and made in different colour options as per requirement.

- LED Strip
- Remote control (included)
- Driver (included)
- Packing: Blister Pack, 5 meters roll

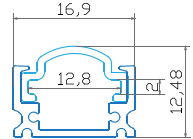
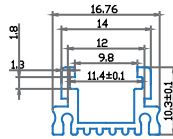
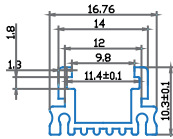




SKU Code:	Description:	EAN Code:	BOX Qty:
2351	LED Strip Set SMD3528 60 LEDs 4500K IP20	3800230621634	48
2350	LED Strip Set SMD5050 30 LEDs RGB IP20	3800230621641	48
2352	LED Strip Set SMD5050 30 LEDs RGB IP65	3800230621658	50
2353	LED Strip Set SMD5050 60 LEDs RGB IP20	3800230621665	50
2354	LED Strip Set SMD5050 60 LEDs RGB IP65	3800230621672	48
2355	LED Strip Set SMD5050 60 LEDs White IP20	3800230621689	48
2356	LED Strip Set SMD5050 60 LEDs White IP65	3800230621696	48

LED Strip ACCESSORIES

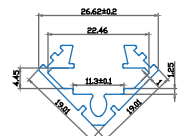
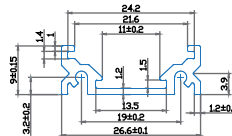
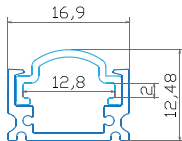



SKU Code:	Description:	EAN Code:	BOX Qty:
3500	Flexible Connector - LED Strip 3528	3800230622051	100
3501	Flexible Connector - LED Strip 5050	3800230622068	5000
3502	Flexible Connector - LED Strip 5050 RGB	3800230622075	100
3503	Connector - LED Strip 3528	3800230622082	10000
3504	Connector - LED Strip 5050	3800230622099	5000
3505	Connector - LED Strip 5050 RGB	3800230622105	1000
3507	Flexible Connector - LED Strip 3528 DC Female	3800230622112	100
3508	Flexible Connector - LED Strip 5050 DC Female	N/A	5000
3509	Connector - LED Strip 3528 Cross Type	N/A	100
3510	Connector - LED Strip 5050 Cross Type	N/A	200
3511	Connector - LED Strip 5050 L Type	N/A	250
3512	Connector - LED Strip DC Female	N/A	100



Aluminum Profiles

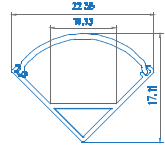

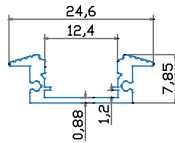
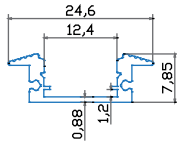
Model No:	VT-7101	VT-7101	VT-7102
SKU Code:	9981	9982	9983
Dimension:	16.76 x 10.3 x 1000 mm	16.76 x 10.3 x 1000 mm	16.9 x 12.48 x 1000 mm
Color of Fixture:	Transparent	Matt	Transparent
EAN Code:	3800230622129	3800230622136	3800230622143
	BOX QTY. 100	BOX QTY. 100	BOX QTY. 140



Aluminum Profiles

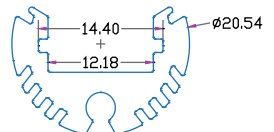
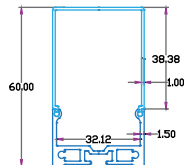
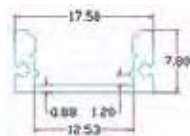

Model No:	VT-7102	VT-7103	VT-7104
SKU Code:	9984	Transparent: 9985 / Matt : 9986	9987
Dimension:	16.9 x 12.48 x 1000 mm	26.5 x 9 x 1000 mm	19 x 19 x 1000 mm
Color of Fixture:	Matt	Transparent / Matt	Matt
EAN Code:	3800230622150	Transparent : 3800230622167 Matt: 3800230622174	3800230622181
	BOX QTY. 140	BOX QTY. 90	BOX QTY. 80

LED Strip Lights | Aluminum Profiles



Aluminum Profiles

Model No:	VT-7105	VT-7105	VT-7109
SKU Code:	9990	9991	9947
Dimension:	24.6 x 7.85 x 1000 mm	24.6 x 7.85 x 2000 mm	22x17x1000mm
Color of Fixture:	Milky	Milky	Milky
EAN Code:	3800230628077	3800230628794	3800157617208
	BOX QTY.	BOX QTY.	BOX QTY.
	150	50	150



Aluminum Profiles

Model No:	VT-7106	VT-7107	VT-7108
SKU Code:	1000mm: 9992 / 2000mm: 9993	9994	9995
Dimension:	17.5 x 7.8 x 1000 / 2000 mm	60 x 35.1 x 1000 mm	$\varnothing 20.54 \times 1000$ mm
Color of Fixture:	Milky / Milky	Milky	Milky
EAN Code:	1000mm : 3800230628800 2000mm : 3800230628817	3800157601399	3800157601405
	BOX QTY.	BOX QTY.	BOX QTY.
	150 / 70	16	56

NEW

2 PCS
PACK



BOX QTY.
250

LED Bar - NON WP

18W VT-4014 144

1700
lm/M

IP20
RATED



Power:	18W	Color:	SKU Code:	EAN Code:
Current:	1.5A	Warm White	2535	3800157625883
Voltage:	12V	Day White	2536	3800157625890
Lumens/LED:	20-24lm/LED	White	2537	3800157625906
LM/M:	1700lm			
Size:	1.0M			
LED Type:	SMD 4014			
IP Rating:	IP20			

NEW

10 PCS
PACK



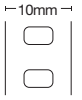
BOX QTY.
500

LED Bar - NON WP

18W VT-4014 144

1700
lm/M

IP20
RATED



Power:	18W	Color:	SKU Code:	EAN Code:
Current:	1.5A	Warm White	2538	3800157625913
Voltage:	12V	Day White	2539	3800157625920
Lumens/LED:	20-24lm/LED	White	2540	3800157625937
LM/M:	1700lm			
Size:	1.0M			
LED Type:	SMD 4014			
IP Rating:	IP20			

NEW

LED BAR Profile Complete Set

18W VT-4014 144

1700
lm/M

IP20
RATED



BOX QTY.
100

LED Type:	18W	Color:	SKU Code:	EAN Code:
Watt/M:	1.5A	Warm White	2541	3800157625944
Current/M:	12V	Day White	2542	3800157625951
Voltage:	20-24lm/LED	White	2543	3800157625968
LM/M:	1700lm			
Size:	1.0M			
LED Type:	SMD 4014			
Width:	12mm			
IP Rating:	IP20			



Strip Controllers

SKU Code:	3300	3303	3304
Model No:	VT-2402	VT-2404	VT-2401
Description:	Dimmer for LED Strip with Remote Control	Radio Controller with Remote Control 4 Buttons	Infrared Controller with Remote Control 24 Buttons
Max Current /Watt:	8A, 96W	12A, 144W	6A, 72W
Input Voltage:	DC 12/24 V	DC 12/24 V	DC 12/24 V
Size:	115 x 55 x 35 mm	105 x 65 x 20 mm	65 x 35 x 22 mm
EAN Code:	3800230622198	3800230622204	3800230622211



Strip Controllers

SKU Code:	3307	3312	3317
Model No:	VT- DMX 512	VT-2405	VT-2401
Description:	DMX 512 Controller	Radio Controller with Touch Remote Control	Infrared Controller with Remote Control 44 Buttons
Max Current /Watt:	4A x3, 360W	3A x4, 144W	6A, 72W
Input Voltage:	DC:12V	DC 12/24 V	DC 12/24 V
Size:	165 x 75 x 25 mm	130 x 65 x 25 mm	125 x 56 x 7 mm
EAN Code:	3800230622266	3800230622273	3800230622228



Strip Controllers

SKU Code:	3625	3318	3320
Model No:	VT-2472	N/A	N/A
Description:	Infrared Controller with Remote Control 24 Buttons	Radio Controller with Remote Control	Mini RF Controller
Max Current /Watt:	6A, 72W	500W	N/A
Input Voltage:	DC 12/24 V	DC:12V	DC:12V
Size:	N/A	120 x 75 x 25 mm	N/A
EAN Code:	3800157609920	3800230622235	3800230628022



Strip Controllers

SKU Code:	3319	3321	3663
Model No:	N/A	N/A	VT-2410
Description:	24B Mini Controller	Wi-Fi Single Controller	Wi-Fi Single Controller
Max Current /Watt:	N/A	N/A	6A 216W/432W
Input Voltage:	DC:12V	DC:12V	DC 12/24 V
EAN Code:	3800230628015	3800230628039	3800157619509



Strip Controllers

SKU Code:	3322	3326	3327
Description:	Wi-Fi RGB Controller	5050 60 RGB with LED Controller	RGB+W Amplifier
Input Voltage:	DC:12V	DC:12V	DC:12V
EAN Code:	3800230628046	3800230629630	3800157601047



Strip Controllers

SKU Code:	3328	3009	3018
Description:	360W RF Controller	5050 RGB Strip Amplifier	5050 RGB Strip Mini-Amplifier
Input Voltage:	DC:12V	DC:12V	DC:12V
EAN Code:	3800157601054	3800230622259	3800230622242



Complete range of modules for
SIGNAGE INDUSTRY

Model No:	VT-50503
Watts:	0.72W/PC
Lumens:	66lm/PC
Beam Angle:	160°
CRI:	75
Voltage/Frequency:	DC:12V
Unit Size:	67 x 15 x 8.5mm
IP Rating:	IP67
Material:	ABS + PCB

SKU Code:	EAN Code:	Box Qty:
WHITE: 5116	3800157610209	2000
RED: 5117	3800157610216	2500
BLUE: 5118	3800157610223	2000
BLACK: 5119	3800157610230	2000



Model No:	VT-28353
Watts:	1W/PC
Lumens:	100lm/PC
Beam Angle:	120°
CRI:	75
Voltage/Frequency:	DC:12V
Unit Size:	53x12x4.6mm
IP Rating:	IP67
Material:	ABS+Aluminum Plate

SKU Code:	EAN Code:	Box Qty:
WHITE: 5120	3800157610247	5000
RED: 5121	3800157610254	3000
BLUE: 5122	3800157610261	
GREEN: 5123	3800157610278	5000





Model No:	VT-28356
Watts:	1.5
Voltage/Frequency:	DC 12V
Luminous Flux:	120-150lm
LED Type:	SMD2835
CRI:	>75
Beam Angle:	120°
Color of Fixture:	White
Body Type:	ABS+Aluminium
Dimension:	87 x 15 x 10mm
IP Rating:	IP67

SKU Code:	EAN Code:	Box Qty:
WARM WHITE: 5124	3800157621687	2000
WHITE: 5125	3800157621694	2000
RED: 5126	3800157621700	2000
BLUE: 5127	3800157621717	2000
GREEN: 5128	3800157621724	2000



Model No:	VT-28358
Watts:	1.44
Voltage/Frequency:	DC 12V
Luminous Flux:	120-135lm
LED Type:	SMD2835
CRI:	>75
Beam Angle:	160°
Color of Fixture:	White
Body Type:	ABS+Aluminum
Dimension:	37x 37 x 6.8mm
IP Rating:	IP68

SKU Code:	EAN Code:	Box Qty:
WARM WHITE: 5129	3800157621731	100
WHITE: 5130	3800157621748	100
RED: 5131	3800157621755	200
BLUE: 5132	3800157621762	100
GREEN: 5133	3800157621779	100



Model No:	VT-50501
Watts:	0.24
Voltage/Frequency:	DC 12V
Luminous Flux:	20-22lm
LED Type:	SMD5050
CRI:	>75
Beam Angle:	120°
Body Type:	PVC
IP Rating:	IP68

SKU Code:	EAN Code:	Box Qty:
WARM WHITE: 5135	3800157621793	5000
WHITE: 5136	3800157621809	5000
RED: 5137	3800157621816	5000
YELLOW:5138	3800157621823	5000
BLUE:5139	3800157621830	5000
GREEN:5140	3800157621847	5000



Model No:	VT-50506
Watts:	0.72
Voltage/Frequency:	DC 12V
Luminous Flux:	20-22lm
LED Type:	SMD5050
CRI:	>75
Beam Angle:	120°
Body Type:	ABS + PCB
Dimension:	68 x 19.5 x 5.7mm
IP Rating:	IP67

SKU Code:	EAN Code:
RGB: 5134	3800157621786

Power Supply For LED Strip Lights



LED Strip Power Supply

Product Features:

- Switching Metal Power Supply for all types of strip lights, LED lighting, LED display, etc
- With short circuit protection, over load protection, stable output voltage
- Built in EMI Filter
- High efficiency, low temperature
- 100% load tested
- Protection Rating : IP20
- CE, ROHS, EMC approved



Model No:	VT-20062	VT-20077
SKU Code:	3246	3247
Watts:	60W	75W
Current Capacity:	5A	6A
Output:	DC:12V	DC:12V
Unit Size:	130 x 50 x 31	130 x 50 x 31
Box Qty:	36	60
EAN Code:	3800157628549	3800157628556



Model No:	VT-20122	VT-20152
SKU Code:	3243	3244
Watts:	120W	150W
Current Capacity:	10A	12.5A
Output:	DC:12V	DC:12V
Unit Size:	190 x 50 x 31 mm	200 x 62 x 31 mm
Box Qty:	36	36
EAN Code:	3800157628525	3800157628532



Model No:	VT-20250	VT-20350
SKU Code:	3056	3057
Watts:	250W	350W
Current Capacity:	20A	30A
Output:	DC:12V	DC:12V
Unit Size:	200 x 110 x 50 mm	215 x 115 x 50 mm
Box Qty:	24	20
EAN Code:	3800230621788	3800230621795



Model No:	VT-20026	VT-20061	VT-20076
SKU Code:	3228	3229	3230
Watts:	25W	60W	75W
Current Capacity:	2.1A	5A	6A
Output:	DC:12V	DC:12V	DC:12V
Unit Size:	140 x 33 x 27mm	160 x 40 x 32mm	188 x 47 x 35mm
Box Qty:	100	100	60
EAN Code:	3800157622929	3800157622936	3800157622943



Model No:	VT-20121	VT-20151
SKU Code:	3226	3227
Watts:	120W	150W
Current Capacity:	10A	12.5A
Output:	DC:12V	DC:12V
Unit Size:	188 x 47 x 35mm	200 x 58 x 40mm
Box Qty:	36	50
EAN Code:	3800157622905	3800157622912

LED Strip Power Supply

Rainproof Power Supply Series

Product Features:

- RAIN PROOF DRIVER for all types of STRIP LIGHTS, LED LIGHTING, LED DISPLAY, etc
- Industrial specifications and standards
- With short circuit protection, over load protection and stable output voltage
- Built in EMI Filter
- High efficiency and low temperature
- 100% load tested
- Protection Rating: IP45
- CE, ROHS and EMC approved



Model No.	SKU Code	Watts	Current Capacity	Output	Unit Size	EAN Code:	Box Qty
VT-21151	3231	150W	12.5A	DC:12V	207 x 74 x 42mm	3800157627979	18
VT-21251	3232	250W	20.0A	DC:12V	218 x 95 x 50mm	3800157627986	10
VT-21401	3233	400W	33.33A	DC:12V	223 x 118 x 50mm	3800157627993	10

LED Strip Power Supply

Waterproof Power Supply Series

Product Features:

- WATERPROOF DRIVER for all types of STRIP LIGHTS, LED LIGHTING, LED DISPLAY, etc.
- Industrial specifications and standards
- With short circuit protection, over load protection and stable output voltage
- Built in EMI Filter
- High efficiency and low temperature
- 100% load tested
- Protection Rating: IP67
- CE, EMC approved



Model No.	SKU Code	Watts	Current Capacity	Output	Unit Size	EAN Code	Box Qty
VT-22061	3234	60W	5.0A	DC:12V	166 x 43 x 33mm	3800157628006	20
VT-22075	3235	75W	6.0A	DC:12V	166 x 43 x 33mm	3800157628013	20
VT-22101	3236	100W	8.0A	DC:12V	192 x 52 x 37mm	3800157628020	15
VT-22153	3248	150W	8.0A	DC:12V	192 x 52 x 37mm	3800157629362	15

24V

VT-22020	3214	20W	0.83A	DC:24V	201 x 30.5 x 20 mm	3800230621962	80
VT-22030	3215	30W	1.25A	DC:24V	201 x 30.5 x 20 mm	3800230629562	15
VT-22045	3095	45W	1.88A	DC:24V	250 x 40 x 23 mm	3800230621979	50
VT-22101	3101	100W	4.2A	DC:24V	201 x 30.5 x 20 mm	3800157605991	20
VT-22150	3096	150W	6.25A	DC:24V	253 x 72 x 45 mm	3800230621986	20
VT-22200	3097	200W	8.3A	DC:24V	231 x 120 x 53 mm	3800230621993	5

LED STRIP POWER SUPPLY

Plastic Adaptor Series

Product Features:

- Plastic DRIVER for all types of STRIP LIGHTS, LED LIGHTING, LED DISPLAY, etc.
- With specifications and Industrial standards
- With short circuit protection, over load protection and stable output voltage
- Built in EMI Filter
- High efficiency and low temperature
- 100% full load burn-in tested
- Protection Rating: IP 44
- CE, EMC approved



VT-23019



VT-23031 - VT-23061 - VT-23079

Model No.	SKU Code	Watts	Current Capacity	Output	Unit Size	EAN Code	Box Qty
VT-23019	3237	18W	1.5A	DC:12V	73 x 27x 43	3800230622006	120
VT-23031	3238	30W	2.5A	DC:12V	119 x 52 x 32	3800230625298	50
VT-23043	3249	30W	5.0A	DC:12V	119 x 52 x 32	3800157629379	50
VT-23061	3239	60W	5.0A	DC:12V	119 x 52 x 32	3800230622013	50
VT-23079	3240	78W	6.5A	DC:12V	119 x 52 x 32	3800230622020	40

* With UK Standard, BS plug



LED Linear Lights

LED Linear Trunking System is an energy-efficient, low maintenance alternative to traditional linear fluorescent in a variety of industrial, commercial and light assembly applications. It is the optimal solution for conventional lighting systems and also excellent for new installations due to its low installation cost.

High lumen output

output:160 lm/W to meet different requirements

160⁺⁺
LM/W
HIGH LUMENS

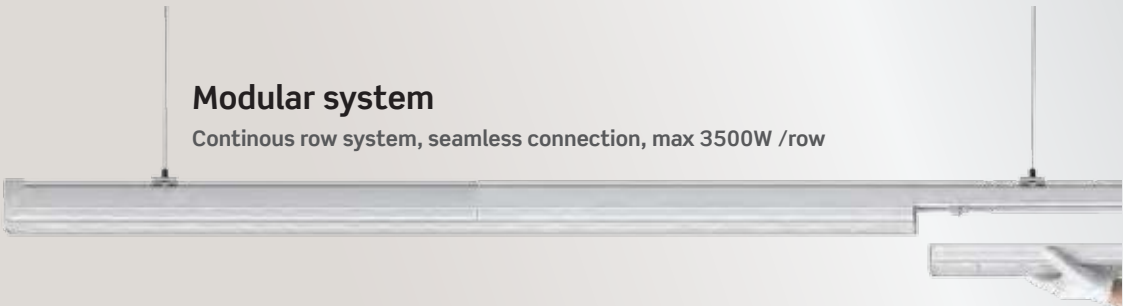
Flexible Beam angle

90°, 120°, double-asymmetric



Modular system

Continous row system, seamless connection, max 3500W /row





90°
LENS



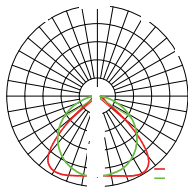
120°
LENS



**Double
Asymmetric**
LENS

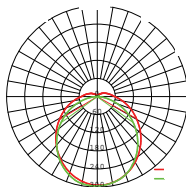
LED Linear Master Trunking 90° Lens

SKU Code: **1360 - 4000K Day White**
EAN Code: 3800157625647



LED Linear Master Trunking 120° Lens

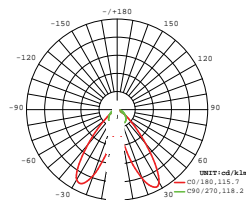
SKU Code: **1361 - 4000K Day White**
EAN Code: 3800157625654



AVERAGE BEAM AN: E(508):114.0 DEG

LED Linear Master Trunking Double Asymmetric Lens

SKU Code: **1362 - 4000K Day White**
EAN Code: 3800157625661



NEW

50W VT-4551D

BOX QTY.
 **02**

Sensor Compatible:	Yes	Color of Fixture:	White
Voltage/Frequency:	AC:220-240V, 50/60Hz	Body Type:	Steel
Luminous Flux:	8000lm	Dimension:	1500mm
LED Type:	SMD	ON/OFF Time:	>15000 Times
CRI:	>80	Life Span:	50000 Hours
PF:	>0.9		

160⁺⁺
LM/W
HIGH LUMENS



90°
LENS



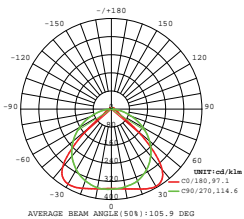
120°
LENS



**Double
Asymmetric
LENS**

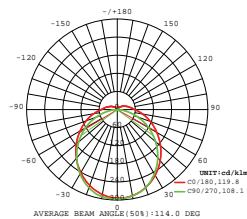
LED Linear Follow Trunking 90° Lens

SKU Code: **1363 - 4000K Day White**
EAN Code: 3800157625678



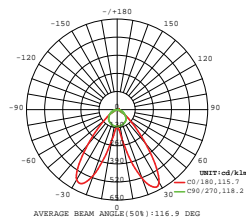
LED Linear Follow Trunking 120° Lens

SKU Code: **1364 - 4000K Day White**
EAN Code: 3800157625685



LED Linear Follow Trunking Double Asymmetric Lens

SKU Code: **1365 - 4000K Day White**
EAN Code: 3800157625692



NEW

50W VT-4550D

BOX QTY.
 01

Sensor Compatible:	Yes	Color of Fixture:	White
Voltage/Frequency:	AC:220-240V, 50/60Hz	Body Type:	Steel
Luminous Flux:	8000lm	Dimension:	1500mm
LED Type:	SMD	ON/OFF Time:	>15000 Times
CRI:	>80	Life Span:	50000 Hours
PF:	>0.9		

160⁺⁺
LM/W
HIGH LUMENS

NEW



VT-4549

SKU Code: **1382**
 Description: **LED Linear Trunking Tracklight Module**
 EAN Code: **3800157626415**

NEW



BOX QTY.
200

SKU Code: **1366**
 Description: **End Cap-white**
 EAN Code: **3800157625708**



BOX QTY.
100

SKU Code: **1367**
 Description: **Suspended Cord-steel**
 EAN Code: **3800157625715**



BOX QTY.
200

SKU Code: **1368**
 Description: **Feed-in Male Connector 5 Wires**
 EAN Code: **3800157625722**

NEW



SKU Code: **1383**
 Description: **L Node Connector,8 Wires**
 EAN Code: **3800157626422**



SKU Code: **1384**
 Description: **T Node Connector,8 Wires**
 EAN Code: **3800157626439**



SKU Code: **1385**
 Description: **X Node Connector,8 Wires**
 EAN Code: **3800157626446**

LED Track Lights

Perfect ecological alternative to Old Halogen Lights, Track lights are the extensive range of modern LED Track Lights! Delivering high performance, excellent durability and remarkable light output to serve the general Commercial and Retail market.



Product Features

- Available from 10W up to 45W
- Saves 80% energy
- No Ultraviolet or Infrared Rays
- Totally flexible, Compact & Adjustable design
- No Lead or Mercury content hence environment friendly
- Provides Uniform Radiance & Enhances appeal of any environment.
- Enhances measurable levels of performance as compared to older versions of high wattage halogen & HID light sources in retail & Commercial Lighting applications.

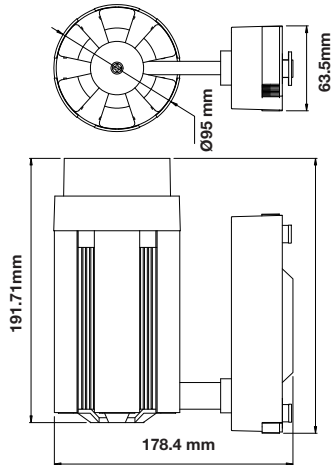

Applications

Perfect choice for Exhibition Stands, Hotels, Bars, Commercial & Residential Lighting.

NEW



15-60 Degree Beam Angle Adjustable by Rotating



COB Series

35W VT-4735

EAN Code

- 1357 - 3000K Warm White
- 1358 - 4000K Day White
- 1359 - 6400K White

- 3800157625074
- 3800157625081
- 3800157625098

BOX QTY. **20**

Sensor Compatible:	Yes	PF:	>0.9
Voltage/Frequency:	AC:220-240V, 50/60Hz	Beam Angle:	15°-60° (Adjustable)
Luminous Flux:	2800lm	Color of Fixture:	White
LED Type:	CREE COB	Body Type:	Aluminium
CRI:	>80	Dimension:	178.4 x 197.7 x95mm *30,000 Hours



ALL IN ONE TRACKLIGHT



CCT Adjustable
2800K/4000K/6000K



Lens Angle Adjustable
20°~60°

- Ra95, 80lm/W, PF: 0.9
- Triac dimmable
- 4 line track adapter
- Lens angle adjustable 20°~60°
- CE/EMC, RoHS, LVD Certified



NEW



COB Series

18W VT-4718
1410

EAN Code
3800157629324



Sensor Compatible:	Yes	PF:	>0.9
Voltage/Frequency:	AC:220-240V, 50/60Hz	Beam Angle:	20° ~ 60°
Luminous Flux:	1440lm	Color of Fixture:	White
LED Type:	COB	Body Type:	Aluminum
CRI:	>95	Life span:	*30,000 Hours



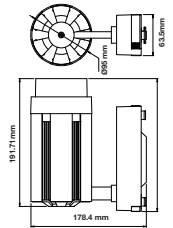
CCT Adjustable
2800K/4000K/6000K



Lens Angle Adjustable
20°~60°



Triac Dimmable



NEW



COB Series

18W VT-4718
1411

EAN Code
3800157629331



Sensor Compatible:	Yes	PF:	>0.9
Voltage/Frequency:	AC:220-240V, 50/60Hz	Beam Angle:	20° ~ 60°
Luminous Flux:	1440lm	Color of Fixture:	Black
LED Type:	COB	Body Type:	Aluminum
CRI:	>95	Life span:	*30,000 Hours



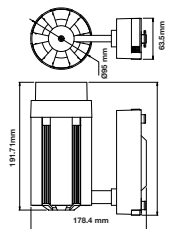
CCT Adjustable
2800K/4000K/6000K



Lens Angle Adjustable
20°~60°



Triac Dimmable



NEW



COB Series

45W VT-4745
1412

EAN Code
3800157629348



Sensor Compatible:	Yes	PF:	>0.9
Voltage/Frequency:	AC:220-240V, 50/60Hz	Beam Angle:	20° ~ 60°
Luminous Flux:	3600lm	Color of Fixture:	White
LED Type:	COB	Body Type:	Aluminum
CRI:	>95	Life span:	*30,000 Hours



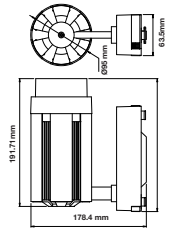
CCT Adjustable
2800K/4000K/6000K



Lens Angle Adjustable
20°~60°



Triac Dimmable



NEW



COB Series

45W VT-4745
1413

EAN Code
3800157629355



Sensor Compatible:	Yes	PF:	>0.9
Voltage/Frequency:	AC:220-240V, 50/60Hz	Beam Angle:	20° ~ 60°
Luminous Flux:	3600lm	Color of Fixture:	Black
LED Type:	COB	Body Type:	Aluminum
CRI:	>95	Life span:	*30,000 Hours



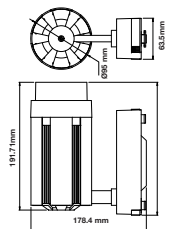
CCT Adjustable
2800K/4000K/6000K

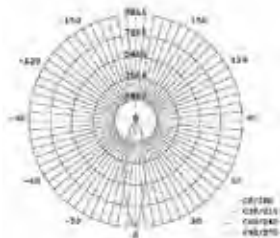


Lens Angle Adjustable
20°~60°



Triac Dimmable





COB Series

10W VT-4512

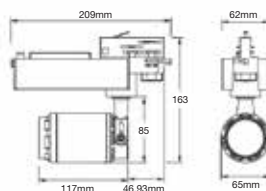
- 1332 - 3000K Warm White
- 1333 - 4000K Day White
- 1334 - 6400K White

EAN Code


- 3800157620604
- 3800157620611
- 3800157620628

BOX QTY.
40

Sensor Compatible:	Yes	PF:	>0.9
Voltage/Frequency:	AC:220-240V, 50/60Hz	Beam Angle:	24°
Luminous Flux:	800lm	Color of Fixture:	Black + White
LED Type:	COB	Body Type:	Aluminum
CRI:	>80		



Dimension=mm



COB Series

25W VT-4528

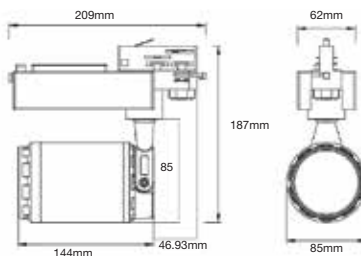
- 1335 - 3000K Warm White
- 1336 - 4000K Day White
- 1337 - 6400K White

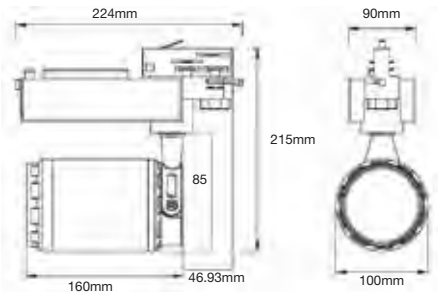

EAN Code

- 3800157620635
- 3800157620642
- 3800157620659

BOX QTY.
20

Sensor Compatible:	Yes	PF:	>0.9
Voltage/Frequency:	AC:220-240V, 50/60Hz	Beam Angle:	24°
Luminous Flux:	2100lm	Color of Fixture:	Black + White
LED Type:	COB	Body Type:	Aluminum
CRI:	>80	Life span:	





COB Series

35W VT-4537

EAN Code

- 1338 - 3000K Warm White
- 1339 - 4000K Day White
- 1340 - 6400K White

- 3800157620666
- 3800157620673
- 3800157620680

BOX QTY.
10

Sensor Compatible:	Yes	PF:	>0.9
Voltage/Frequency:	AC:220-240V, 50/60Hz	Beam Angle:	24°
Luminous Flux:	2850lm	Color of Fixture:	Black + White
LED Type:	COB	Body Type:	Aluminum
CRI:	>80	Life span:	





COB Series

15W VT-4615

1298 - 3000K Warm White

1299 - 4000K Day White

1300 - 6400K White

EAN Code

3800157619851

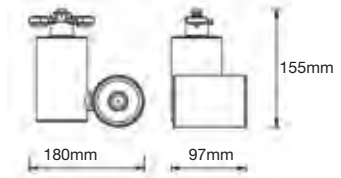
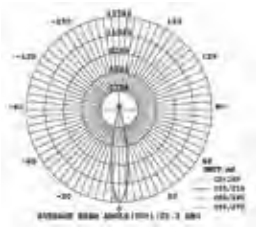
3800157619868

3800157619875

BOX QTY.
20

Sensor Compatible:	Yes	PF:	>0.9
Voltage/Frequency:	AC:220-240V, 50/60Hz	Beam Angle:	24°
Luminous Flux:	1350lm	Color of Fixture:	White
LED Type:	COB	Body Type:	Aluminum
CRI:	>95	Dimension:	180 x 97 x 155mm

Life span:



COB Series

15W VT-4615

1301 - 3000K Warm White

1302 - 4000K Day White

1303 - 6400K White

EAN Code

3800157619882

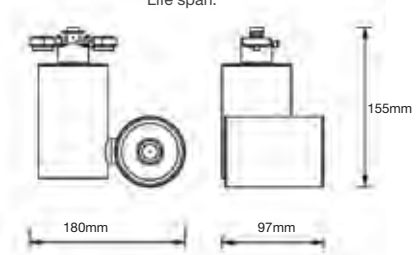
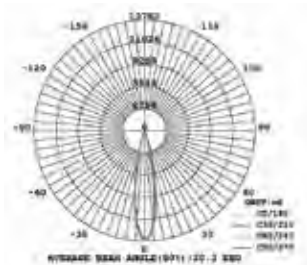
3800157619899

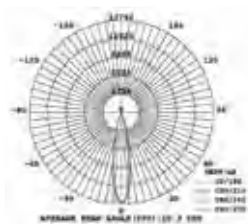
3800157619905

BOX QTY.
20

Sensor Compatible:	Yes	PF:	>0.9
Voltage/Frequency:	AC:220-240V, 50/60Hz	Beam Angle:	24°
Luminous Flux:	1350lm	Color of Fixture:	Black
LED Type:	COB	Body Type:	Aluminum
CRI:	>95	Dimension:	180 x 97 x 155mm

Life span:





COB Series

30W VT-4635

1292 - 3000K Warm White

1293 - 4000K Day White

1294 - 6400K White

EAN Code

3800157619790

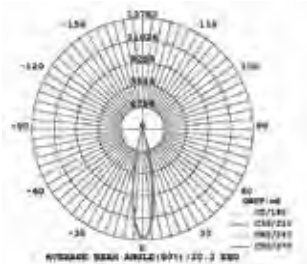
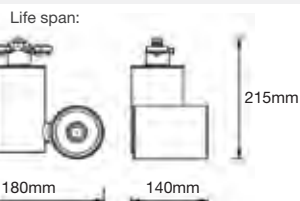
3800157619806

3800157619813

BOX QTY.

20

Sensor Compatible:	Yes	PF:	>0.9
Voltage/Frequency:	AC:220-240V, 50/60Hz	Beam Angle:	24°
Luminous Flux:	2700lm	Color of Fixture:	White
LED Type:	COB	Body Type:	Aluminum
CRI:	>95	Dimension:	180 x 140 x 215mm



COB Series

30W VT-4635

1295 - 3000K Warm White

1296 - 4000K Day White

1297 - 6400K White

EAN Code

3800157619820

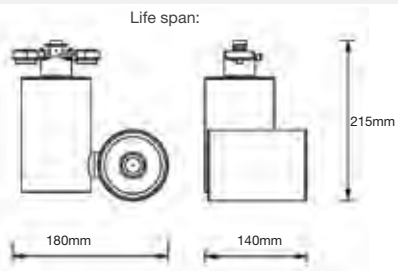
3800157619837

3800157619844

BOX QTY.

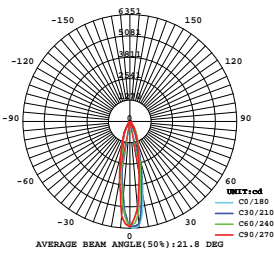
20

Sensor Compatible:	Yes	PF:	>0.9
Voltage/Frequency:	AC:220-240V, 50/60Hz	Beam Angle:	24°
Luminous Flux:	2700lm	Color of Fixture:	Black
LED Type:	COB	Body Type:	Aluminum
CRI:	>95	Dimension:	180 x 140 x 215mm





LUMINOUS INTENSITY DISTRIBUTION



SUITABLE FOR 4-LINE TRACKS

FITS INTO ANY EUROPEAN STANDARD 3-PHASE TRACK

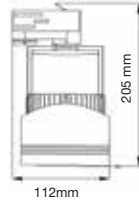
4-Line Tracks

33W VT-4535

- 1233 - 3000K Warm White
- 1234 - 4000K Day White
- 1235 - 5000K White

EAN Code

- 3800157603720
- 3800157603737
- 3800157603744

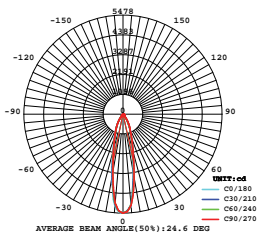


BOX QTY.
08

Sensor Compatible:	Yes	PF:	> 0.9
Voltage/Frequency:	AC: 100-240V, 50/60Hz	Beam Angle:	25°
Luminous Flux:	1800lm	Color of Fixture:	Black
LED Type:	SMD	Body Type:	Die Cast Aluminum
CRI:	> 95	Dimension:	112 x 165 x 205mm



LUMINOUS INTENSITY DISTRIBUTION



SUITABLE FOR 4-LINE TRACKS

FITS INTO ANY EUROPEAN STANDARD 3-PHASE TRACK

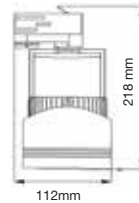
4-Line Tracks

45W VT-4545

- 1236 - 3000K Warm White
- 1237 - 4000K Day White
- 1238 - 5000K White

EAN Code

- 3800157603751
- 3800157603768
- 3800157603775



BOX QTY.
08

Sensor Compatible:	Yes	PF	>0.9
Voltage/Frequency:	AC: 100-240V, 50/60Hz	Beam Angle:	25°
Luminous Flux:	2300lm	Color of Fixture:	Black
LED Type:	COB	Body Type:	Die Cast Aluminum
CRI:	>95	Dimension:	112 x 165 x 218mm



4-LINE TRACK

20W VT-4521T

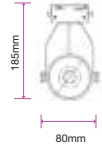
1202 - 5000K White

BOX QTY.

08

EAN Code

3800157600187



Sensor Compatible:	Yes	PF:	>0.9
Voltage/Frequency:	AC:100-240V, 50/60Hz	Beam Angle:	46°
Luminous Flux:	1500lm	Color of Fixture:	Black
LED Type:	COB	Body Type:	Die Cast Aluminum
CRI:	>80	Dimension:	80 x 185mm



4-LINE TRACK

40W VT-4540T

1191 - 3000K Warm White
1192 - 4000K Day White

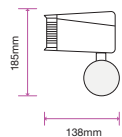
BOX QTY.

08

EAN Code

3800230629548

3800230629555



Sensor Compatible:	Yes	PF:	>0.9
Voltage/Frequency:	AC:220-240V, 50/60Hz	Beam Angle:	22°
Luminous Flux:	2600lm	Color of Fixture:	Black
LED Type:	COB	Body Type:	Aluminum
CRI:	>70	Dimension:	225 x 185 x 138mm



4-LINE TRACK

33W VT-4534

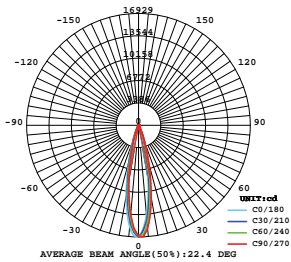
- 1242 - 3000K Warm White
- 1231 - 4000K Day White
- 1232 - 5000K White

EAN Code

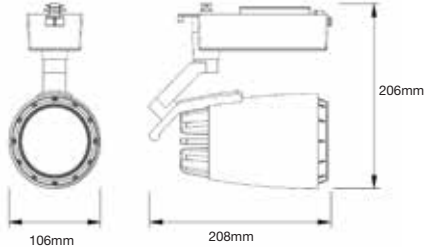
- 3800157604000
- 3800157602525
- 3800157602532

BOX QTY.
08

LUMINOUS INTENSITY DISTRIBUTION



Sensor Compatible:	Yes	PF:	>0.9
Voltage/Frequency:	AC:220-240V, 50/60Hz	Beam Angle:	22°
Luminous Flux:	2300lm	Color of Fixture:	Black
LED Type:	COB	Body Type:	Die Cast Aluminum
CRI:	>80	Dimension:	106 x 208 x 206mm



4-LINE TRACK

33W VT-4534

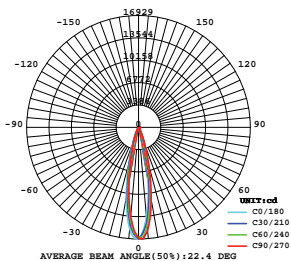
- 1241 - 3000K Warm White
- 1229 - 4000K Day White
- 1230 - 5000K White

EAN Code

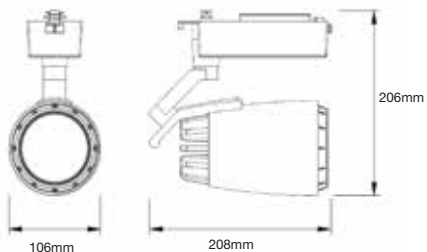
- 3800157603997
- 3800157602501
- 3800157602518

BOX QTY.
08

LUMINOUS INTENSITY DISTRIBUTION



Sensor Compatible:	Yes	PF:	>0.9
Voltage/Frequency:	AC:220-240V, 50/60Hz	Beam Angle:	22°
Luminous Flux:	2300lm	Color of Fixture:	White
LED Type:	COB	Body Type:	Die Cast Aluminum
CRI:	>80	Dimension:	106 x 208 x 206mm





4-LINE TRACK

45W VT-4546

- 1249 - 3000K Warm White
- 1250 - 4500K Day White
- 1251 - 6000K White

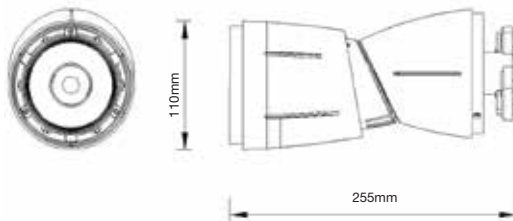
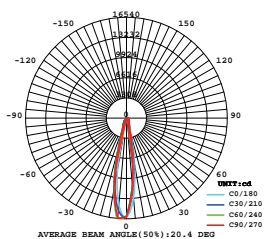
EAN Code

- 3800157607490
- 3800157607505
- 3800157607513

BOX QTY.
08

Sensor Compatible:	Yes	PF:	>0.95
Voltage/Frequency:	AC:220-240V, 50/60Hz	Beam Angle:	20°
Luminous Flux:	3250lm	Color of Fixture:	White
LED Type:	COB	Body Type:	PC + Aluminum
CRI:	>80	Dimension:	110 x 255mm

LUMINOUS INTENSITY DISTRIBUTION



4-LINE TRACK

45W VT-4546

- 1252 - 3000K Warm White
- 1253 - 4500K Day White
- 1254 - 6000K White

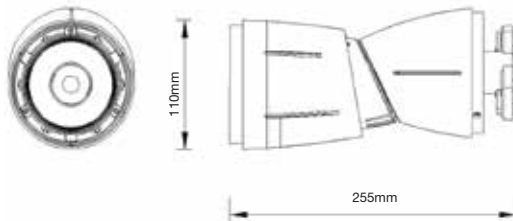
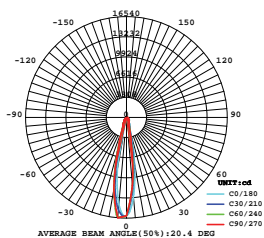
EAN Code

- 3800157607520
- 3800157607537
- 3800157607544

BOX QTY.
08

Sensor Compatible:	Yes	PF:	>0.95
Voltage/Frequency:	AC:220-240V, 50/60Hz	Beam Angle:	20°
Luminous Flux:	3250lm	Color of Fixture:	White
LED Type:	COB	Body Type:	PC + Aluminum
CRI:	>80	Dimension:	110 x 255mm

LUMINOUS INTENSITY DISTRIBUTION





4-LINE TRACK

35W VT-4536

- 1255 - 3000K Warm White
- 1256 - 4500K Day White
- 1257 - 6000K White

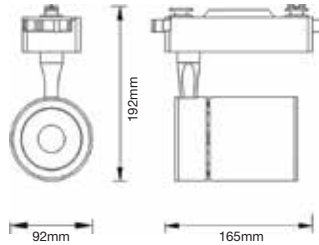
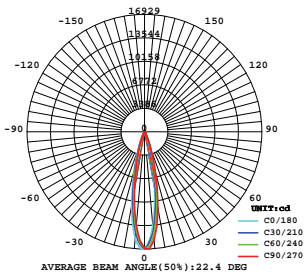
EAN Code

- 3800157607551
- 3800157607568
- 3800157607575

BOX QTY.
20

Sensor Compatible:	Yes	PF:	>0.9
Voltage/Frequency:	AC:220-240V, 50/60Hz	Beam Angle:	24°
Luminous Flux:	3500lm	Color of Fixture:	White
LED Type:	COB	Body Type:	Aluminum
CRI:	>80	Dimension:	92 x 165 x 192mm

LUMINOUS INTENSITY DISTRIBUTION



4-LINE TRACK

35W VT-4536

- 1285 - 3000K Warm White
- 1286 - 4000K Day White
- 1287 - 6000K White

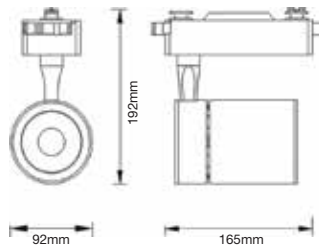
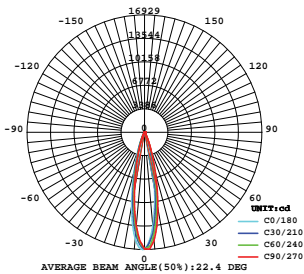
EAN Code

- 3800157618694
- 3800157618700
- 3800157618717

BOX QTY.
20

Sensor Compatible:	Yes	PF:	>0.9
Voltage/Frequency:	AC:220-240V, 50/60Hz	Beam Angle:	24°
Luminous Flux:	3500lm	Color of Fixture:	White
LED Type:	COB	Body Type:	Aluminum
CRI:	>80	Dimension:	92 x 165 x 192mm

LUMINOUS INTENSITY DISTRIBUTION





BOX QTY.
18



BOX QTY.
18



BOX QTY.
18

Track Fittings

SKU code:	3556	3555	3569
Description:	E27- PAR20 Fitting	E27- PAR20 Fitting	E27- PAR38 Fitting
Track Line:	2 Line White	2 Line Black	2 Line White
EAN code:	3800230628411	3800230628404	3800157604246



BOX QTY.
24



BOX QTY.
24



BOX QTY.
18

Track Fittings

SKU code:	3544	3543	3554
Description:	GU10 Fitting	GU10 Fitting	E27-PAR20 Fitting
Track Line:	4 Line White	4 Line Black	4 Line White
EAN code:	3800230628299	3800230628282	3800230628398



BOX QTY.
18



BOX QTY.
24



BOX QTY.
24

Track Fittings

SKU code:	3553	3548	3547
Description:	E27- PAR20 Fitting	E27- PAR 30 Fitting	E27- PAR30 Fitting
Track Line:	4 Line Black	4 Line White	4 Line Black
EAN code:	3800230628381	3800230628336	3800230628329



BOX QTY.
18

PAR 20-30-38
Compatible



BOX QTY.
50

PAR 20-30-38
Compatible



BOX QTY.
50

Track Fittings

SKU code:	3570	3567	3574
Description:	E27- PAR38 Fitting	E27 Fitting	E27 Fitting
Track Line:	4 Line White	4 Line White	4 Line Black
EAN code:	3800157604252	3800157602402	3800157604291



BOX QTY.
100



BOX QTY.
100

SKU code: **3656**
Description: **4I Track Light Accessory Mini Black**
EAN code: **3800157619110**

SKU code: **3655**
Description: **4I Track Light Accessory Mini White**
EAN code: **3800157619103**



BOX QTY.
50



BOX QTY.
50

SKU code: **3522**
Description: **4I Track Light Accessory White**
EAN code: **3800230623232**

SKU code: **3523**
Description: **4I Track Light Accessory Black**
EAN code: **3800230623195**



BOX QTY.
25



BOX QTY.
25



BOX QTY.
10

SKU code: **3524**
Description: **4T Track Light Accessory Black**
EAN code: **3800230623201**

SKU code: **3525**
Description: **4T Track Light Accessory White**
EAN code: **3800230623249**

SKU code: **3526**
Description: **4X Track Light Accessory Black**
EAN code: **3800230623218**

BOX QTY.
10



SKU code:

3527

Description:

4X Track Light Accessory White

EAN code:

3800230623256

BOX QTY.
25



3528

4L Track Light Accessory Black

3800230623225

BOX QTY.
25



3529

4L Track Light Accessory White

3800230623263

BOX QTY.
20



SKU code:

3559

Description:

Flexible Joint 4 Line Black

EAN code:

3800230628442

BOX QTY.
20



3560

Flexible Joint 4 Line White

3800230628459

BOX QTY.
100



SKU code:

3565

Description:

Hanging Track Line Kit 1m Black

EAN code:

3800157600019

BOX QTY.
100



3566

Hanging Track Line Kit 1m White

3800157600026



EU Standard

BOX QTY.
10

BOX QTY.
10

BOX QTY.
10

SKU code: 9944

9945

9952

Description: 1 Meter Black 4 Core Track

1 Meter White 4 Core Track

1.5 Meters Black 4 Core Track

EAN code: 3800230623133

3800230623164

3800230623140



EU Standard

BOX QTY.
10

BOX QTY.
10

BOX QTY.
10

SKU code: 9953

9954

9955

Description: 1.5 Meters White 4 Core Track

2 Meters Black 4 Core Track

2 Meters White 4 Core Track

EAN code: 3800230623171

3800230623157

3800230623188

LED Downlights

Swap outdated CFL Lights with high quality LED Down Lights for long- lasting energy efficiency and instant brightness. Choose from a wide range of 3W to 40W



Product Features

- Innumerable styles & Elegant appearance
- Non - Flickering
- Best Quality LED Chips from companies like CREE & SAMSUNG
- Premium Quality Power Driver with lowest power factor saver & high RA
- Easy Installation
- Varied finishes with strong die cast Aluminium body
- Low Maintenance
- All down lights come with premium quality power

Applications

Residences, Showrooms, Hotels & Boutiques etc.



Reflector Downlight

10W VT-26101

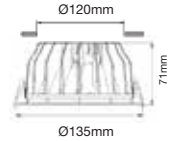
- 1270 - 3000K Warm White
- 1271 - 4000K Day White
- 1272 - 6400K White

BOX QTY.

27

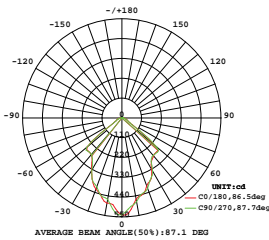
EAN Code

- 3800157611923
- 3800157611930
- 3800157611947



120⁺⁺
LM/W
HIGH LUMENS

LUMINOUS INTENSITY DISTRIBUTION DIAGRAM



Sensor Compatible:	Yes	Beam Angle:	120°
Voltage/Frequency:	AC: 100-277V, 50/60Hz	Body Type:	PKW (White)
Luminous Flux:	1200lm	Shape:	Round
LED Type:	COB	Dimension:	Ø 135mm x 71mm
CRI:	>80	Cutting Size:	Ø120mm
PF	>0.5		



Reflector Downlight

20W VT-26201

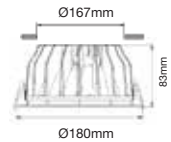
- 1273 - 3000K Warm White
- 1274 - 4000K Day White
- 1275 - 6400K White

BOX QTY.

18

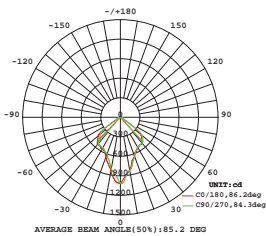
EAN Code

- 3800157611954
- 3800157611961
- 3800157611978



120⁺⁺
LM/W
HIGH LUMENS

LUMINOUS INTENSITY DISTRIBUTION DIAGRAM



Sensor Compatible:	Yes	Beam Angle:	120°
Voltage/Frequency:	AC: 100-277V, 50/60Hz	Body Type:	PKW (White)
Luminous Flux:	2400lm	Shape:	Round
LED Type:	COB	Dimension:	Ø 180mm x 83mm
CRI:	>80	Cutting Size:	Ø167mm
PF	>0.5		



Reflector Downlight

30W VT-26301

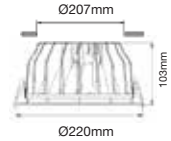
- 1276 - 3000K Warm White
- 1277 - 4000K Day White
- 1278 - 6400K White

BOX QTY.

12

EAN Code

- 3800157611985
- 3800157611992
- 3800157612005



120⁺⁺
LM/W
HIGH LUMENS

LUMINOUS INTENSITY DISTRIBUTION DIAGRAM



Sensor Compatible:	Yes	Beam Angle:	120°
Voltage/Frequency:	AC: 100-277V, 50/60Hz	Body Type:	PKW (White)
Luminous Flux:	3600lm	Shape:	Round
LED Type:	COB	Dimension:	Ø 220mm x 103mm
CRI:	>80	Cutting Size:	Ø207mm
PF	>0.9		



Reflector Downlight

40W VT-26451

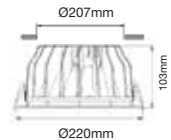
- 1279 - 4000K Day White

BOX QTY.

12

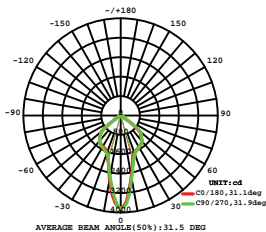
EAN Code

- 3800157612012



120⁺⁺
LM/W
HIGH LUMENS

LUMINOUS INTENSITY DISTRIBUTION DIAGRAM



Sensor Compatible:	Yes	Beam Angle:	120°
Voltage/Frequency:	AC: 100-277V, 50/60Hz	Body Type:	PKW (White)
Luminous Flux:	4800lm	Shape:	Round
LED Type:	COB	Dimension:	Ø 220mm x 103mm
CRI:	>80	Cutting Size:	Ø207mm
PF	>0.9		



Reflector Downlight

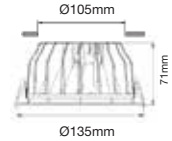
10W VT-2610

1100 - 6400K White

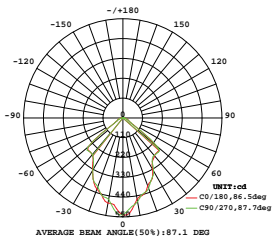
BOX QTY.
27

EAN Code

3800230622372



LUMINOUS INTENSITY DISTRIBUTION DIAGRAM



Sensor Compatible:	Yes	Beam Angle:	120°
Voltage/Frequency:	AC: 220-240V, 50Hz	Body Type:	PKW (White)
Luminous Flux:	730lm	Shape:	Round
LED Type:	COB	Dimension:	Ø 135mm x 71mm
CRI:	>80	Cutting Size:	Ø105mm
PF	>0.5		



Reflector Downlight

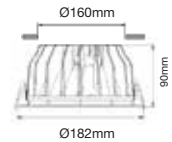
20W VT-2620

1103 - 6400K White

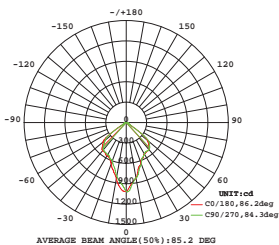
BOX QTY.
18

EAN Code

3800230622402



LUMINOUS INTENSITY DISTRIBUTION DIAGRAM



Sensor Compatible:	Yes	Beam Angle:	120°
Voltage/Frequency:	AC: 220-240V, 50Hz	Body Type:	PKW (White)
Luminous Flux:	1500lm	Shape:	Round
LED Type:	COB	Dimension:	Ø 182mm x 90mm
CRI:	>80	Cutting Size:	Ø160mm
PF	>0.5		



Reflector Downlight

30W VT-2630

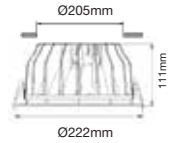
1106 - 4000K Day White

BOX QTY.

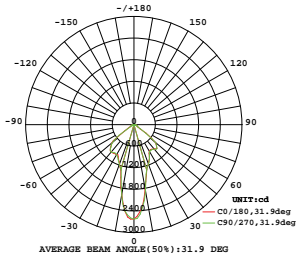
12

EAN Code

3800230622433



LUMINOUS INTENSITY DISTRIBUTION DIAGRAM



Sensor Compatible:	Yes	Beam Angle:	120°
Voltage/Frequency:	AC: 220-240V, 50Hz	Body Type:	PKW (White)
Luminous Flux:	2400lm	Shape:	Round
LED Type:	COB	Dimension:	Ø 222mm x 111mm
CRI:	>80	Cutting Size:	Ø205mm
PF	> 0.9		



Reflector Downlight

40W VT-2645

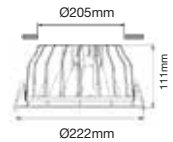
1165 - 6400K White

BOX QTY.

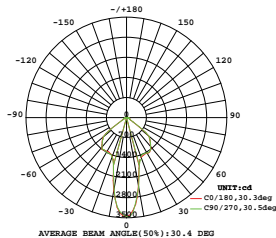
12

EAN Code

3800230627308



LUMINOUS INTENSITY DISTRIBUTION DIAGRAM



Sensor Compatible:	Yes	Beam Angle:	120°
Voltage/Frequency:	AC: 220-240V, 50Hz	Body Type:	PKW (White)
Luminous Flux:	3200lm	Shape:	Round
LED Type:	COB	Dimension:	Ø 222mm x 111mm
CRI:	≥80	Cutting Size:	Ø205mm
PF	> 0.9		



COB Downlight

3W VT-1123 RD

EAN Code

5098 - 3000K Warm White

3800157609401

5099 - 4500K Day White

3800157609418

5107 - 6000K White

3800157609425

BOX QTY.
 100

Sensor Compatible:	Yes	Beam Angle:	60°
Voltage/Frequency:	AC: 85-265V, 50/60Hz	Body Type:	Aluminum
Luminous Flux:	200lm	Shape:	Round
LED Type:	COB	Dimension:	Ø45 x 35mm
CRI:	>80	Cutting Size:	Ø36mm
PF	>0.5		



COB Downlight

3W VT-1123 SQ

EAN Code

5108 - 3000K Warm White

3800157609432

5109 - 4500K Day White

3800157609449

5110 - 6000K White

3800157609456

BOX QTY.
 100

Sensor Compatible:	Yes	Beam Angle:	60°
Voltage/Frequency:	AC: 85-265V, 50/60Hz	Body Type:	Aluminum
Luminous Flux:	200lm	Shape:	Square
LED Type:	COB	Dimension:	45 x 45 x 35mm
CRI:	>80	Cutting Size:	36 x 36 mm
PF	>0.5		



COB Downlight

3W VT-1133 RD

EAN Code

5092 - 3000K Warm White

3800157609340

5093 - 4500K Day White

3800157609357

5094 - 6000K White

3800157609364

BOX QTY.
 100

Sensor Compatible:	Yes	Beam Angle:	60°
Voltage/Frequency:	AC: 85-265V, 50/60Hz	Body Type:	Aluminum
Luminous Flux:	200lm	Shape:	Round
LED Type:	COB	Dimension:	Ø55 x 42mm
CRI:	>80	Cutting Size:	Ø45mm
PF	>0.5		



COB Downlight

3W VT-1133 SQ

EAN Code

5095 - 3000K Warm White
5096 - 4500K Day White
5097 - 6000K White

3800157609371
3800157609388
3800157609395

BOX QTY.
100

Sensor Compatible:	Yes	Beam Angle:	60°
Voltage/Frequency:	AC: 85-265V, 50/60Hz	Body Type:	Aluminum
Luminous Flux:	200lm	Shape:	Square
LED Type:	COB	Dimension:	55 x 55 x 42mm
CRI:	>80	Cutting Size:	45 x 45mm
PF	>0.5		



COB Downlight

8W VT-2908 RD

EAN Code

1118 - 6000K White

380023062516



BOX QTY.
50

Sensor Compatible:	Yes	Beam Angle:	24°
Voltage/Frequency:	AC: 100-240V, 50/60Hz	Body Type:	Powder Coating Die cast
Luminous Flux:	550lm	Shape:	Round
LED Type:	COB	Dimension:	Ø103 x 75mm
CRI:	>80	Cutting Size:	Ø90mm
PF	>0.5		



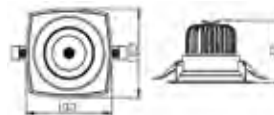
COB Downlight

8W VT-2908 SQ

EAN Code

1113 - 3000K Warm White
1115 - 6000K White

3800230625175
3800230625199



BOX QTY.
50

Sensor Compatible:	Yes	Beam Angle:	24°
Voltage/Frequency:	AC: 100-240V, 50/60Hz	Body Type:	Powder Coating Die cast
Luminous Flux:	550lm	Shape:	Square
LED Type:	COB	Dimension:	103 x 103 x 75mm
CRI:	>80	Cutting Size:	90 x 90mm
PF	>0.5		



Zoom Light

30W VT-2930

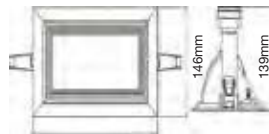
1306 - 3000K Warm White
1307 - 4500K Day White
1289 - 6000K White

BOX QTY.


12

EAN Code

3800157619936
3800157619943
3800157619646



235mm



Sensor Compatible:	Yes	Beam Angle:	99°
Voltage/Frequency:	AC: 220-240V, 50Hz	Body Type:	Die Casting Aluminum
Luminous Flux:	2450lm	Shape:	Rectangle
LED Type:	COB	Dimension:	235 x 146 x 139mm
CRI:	≥80	Cutting Size:	220 x 132mm
PF:	> 0.9		



Zoom Light

33W VT-2933

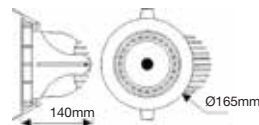
1304 - 3000K Warm White
1305 - 4500K Day White
1288 - 6000K White

BOX QTY.

20


EAN Code

3800157619912
3800157619929
3800157619639



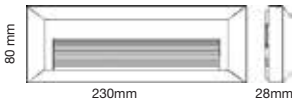
140mm

Ø165mm



Sensor Compatible:	Yes	Beam Angle:	24°
Voltage/Frequency:	AC: 220-240V, 50Hz	Body Type:	Die Casting Aluminum
Luminous Flux:	2650lm	Shape:	Round
LED Type:	COB	Dimension:	Ø 165x140mm
CRI:	≥80	Cutting Size:	Ø 155
PF:	> 0.9		





Step Light

3W VT-1162

1327 - 3000K Warm White
1326 - 4000K Day White

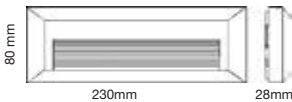
BOX QTY.

50
EAN Code

3800157620550
3800157620543



Sensor Compatible:	Yes	PF:	>0.5
Voltage/Frequency:	AC100-240V, 50/60 Hz	Beam Angle:	55°
Luminous Flux:	110lm	Color of Fixture:	White
Body Type:	PC	Shape:	Rectangle
CRI:	>80	Dimension:	230 x 80 x 28mm



Step Light

3W VT-1162

1329 - 3000K Warm White
1328 - 4000K Day White

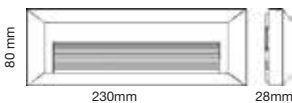
BOX QTY.

50
EAN Code

3800157620574
3800157620567



Sensor Compatible:	Yes	PF:	>0.5
Voltage/Frequency:	AC100-240V, 50/60 Hz	Beam Angle:	55°
Luminous Flux:	110lm	Color of Fixture:	White
Body Type:	PC	Shape:	Rectangle
CRI:	>80	Dimension:	230 x 80 x 28mm



Step Light

3W VT-1162

1331 - 3000K Warm White
1330 - 4000K Day White

BOX QTY.

50
EAN Code

3800157620598
3800157620581



Sensor Compatible:	Yes	PF:	>0.5
Voltage/Frequency:	AC100-240V, 50/60 Hz	Beam Angle:	55°
Luminous Flux:	110lm	Color of Fixture:	White
Body Type:	PC	Shape:	Rectangle
CRI:	>80	Dimension:	230 x 80 x 28mm



Step Light

2W VT-1142

1315 - 3000K Warm White
1314 - 4000K Day White

BOX QTY.

50

EAN Code

3800157620437
3800157620420



Ø150mm 27mm

Sensor Compatible:	Yes	PF:	>0.5
Voltage/Frequency:	AC100-240V, 50/60 Hz	Beam Angle:	55°
Luminous Flux:	60lm	Color of Fixture:	White
Body Type:	PC	Shape:	Round
CRI:	>80	Dimension:	ø150 x 27mm



Step Light

2W VT-1142

1317 - 3000K Warm White
1316 - 4000K Day White

BOX QTY.

50

EAN Code

3800157620451
3800157620444



Ø150mm 27mm

Sensor Compatible:	Yes	PF:	>0.5
Voltage/Frequency:	AC100-240V, 50/60 Hz	Beam Angle:	55°
Luminous Flux:	60lm	Color of Fixture:	Black
Body Type:	PC	Shape:	Round
CRI:	>80	Dimension:	ø150 x 27mm



Step Light

2W VT-1142

1319 - 3000K Warm White
1318 - 4000K Day White

BOX QTY.

50

EAN Code

3800157620475
3800157620468



Ø150mm 27mm

Sensor Compatible:	Yes	PF:	>0.5
Voltage/Frequency:	AC100-240V, 50/60 Hz	Beam Angle:	55°
Luminous Flux:	60lm	Color of Fixture:	Grey
Body Type:	PC	Shape:	Round
CRI:	>80	Dimension:	ø150 x 27mm



Step Light

2W VT-1152

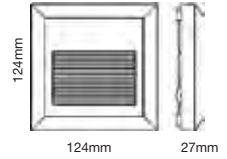
1321 - 3000K Warm White
1320 - 4000K Day White

BOX QTY.

50

EAN Code

3800157620499
3800157620482



Sensor Compatible:	Yes	PF:	>0.5
Voltage/Frequency:	AC100-240V, 50/60 Hz	Beam Angle:	55°
Luminous Flux:	60lm	Color of Fixture:	White
Body Type:	PC	Shape:	Square
CRI:	>80	Dimension:	124 x 124 x 27mm



Step Light

2W VT-1152

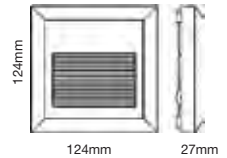
1323 - 3000K Warm White
1322 - 4000K Day White

BOX QTY.

50

EAN Code

3800157620512
3800157620505



Sensor Compatible:	Yes	PF:	>0.5
Voltage/Frequency:	AC100-240V, 50/60 Hz	Beam Angle:	55°
Luminous Flux:	60lm	Color of Fixture:	Black
Body Type:	PC	Shape:	Square
CRI:	>80	Dimension:	124 x 124 x 27mm



Step Light

2W VT-1152

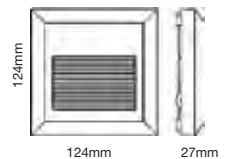
1325 - 3000K Warm White
1324 - 4000K Day White

BOX QTY.

50

EAN Code

3800157620536
3800157620529



Sensor Compatible:	Yes	PF:	>0.5
Voltage/Frequency:	AC100-240V, 50/60 Hz	Beam Angle:	55°
Luminous Flux:	60lm	Color of Fixture:	Grey
Body Type:	PC	Shape:	Square
CRI:	>80	Dimension:	124 x 124 x 27mm

NEW



Step Light

3W VT-1172

1398 - 3000K Warm White
1399 - 4000K Day White

EAN Code

3800157628310
3800157628327

BOX QTY.

20



Sensor Compatible:	Yes	PF:	>0.5
Voltage/Frequency:	AC:100-240V,50/60Hz	Beam Angle:	90°
Luminous Flux:	210lm	Color of Fixture:	Black
Body Type:	PC	Shape:	Square
CRI:	>80	Dimension:	151 x 72 x 154mm

NEW



Step Light

3W VT-1172

1400 - 3000K Warm White
1401 - 4000K Day White

EAN Code

3800157628334
3800157628341

BOX QTY.

20



Sensor Compatible:	Yes	PF:	>0.5
Voltage/Frequency:	AC:100-240V,50/60Hz	Beam Angle:	90°
Luminous Flux:	210lm	Color of Fixture:	Grey
Body Type:	PC	Shape:	Square
CRI:	>80	Dimension:	151 x 72 x 154mm

NEW



Step Light

3W VT-1172

1402 - 3000K Warm White
1403 - 4000K Day White

EAN Code

3800157628358
3800157628365

BOX QTY.

20



Sensor Compatible:	Yes	PF:	>0.5
Voltage/Frequency:	AC:100-240V,50/60Hz	Beam Angle:	90°
Luminous Flux:	210lm	Color of Fixture:	White
Body Type:	PC	Shape:	Square
CRI:	>80	Dimension:	151 x 72 x 154mm

NEW



Step Light

3W VT-1182

1404 - 3000K Warm White
1405 - 4000K Day White

EAN Code

3800157628372
3800157628389

BOX QTY.

20



Sensor Compatible:	Yes	PF:	>0.5
Voltage/Frequency:	AC100-240V, 50/60 Hz	Beam Angle:	90°
Luminous Flux:	210lm	Color of Fixture:	Black
Body Type:	PC	Shape:	Round
CRI:	>80	Dimension:	Ø166 x 94mm

NEW



Step Light

3W VT-1182

1406 - 3000K Warm White
1407 - 4000K Day White

EAN Code

3800157628396
3800157628402

BOX QTY.

20



Sensor Compatible:	Yes	PF:	>0.5
Voltage/Frequency:	AC100-240V, 50/60 Hz	Beam Angle:	90°
Luminous Flux:	210lm	Color of Fixture:	Grey
Body Type:	PC	Shape:	Round
CRI:	>80	Dimension:	Ø166 x 94mm

NEW



Step Light

3W VT-1182

1408 - 3000K Warm White
1409 - 4000K Day White

EAN Code

3800157628419
3800157628426

BOX QTY.

20



Sensor Compatible:	Yes	PF:	>0.5
Voltage/Frequency:	AC100-240V, 50/60 Hz	Beam Angle:	90°
Luminous Flux:	210lm	Color of Fixture:	White
Body Type:	PC	Shape:	Round
CRI:	>80	Dimension:	Ø166 x 94mm



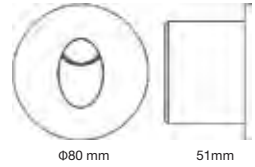
Step Light

3W VT-1109 RD

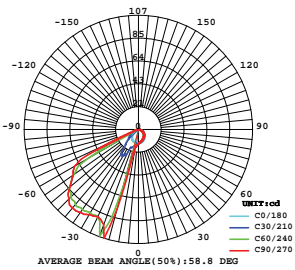
1207 - 3000K Warm White
1208 - 4200K Day White

BOX QTY.
100

EAN Code
3800157600231
3800157600248



LUMINOUS INTENSITY DISTRIBUTION



Sensor Compatible:	Yes	Beam Angle:	15°
Voltage/Frequency:	AC: 100-240V, 50/60Hz	Color of Fixture:	PKW (White)
Luminous Flux:	120lm	Shape:	Round
Body Type:	Aluminum	Dimension:	Ø80 x 51mm
CRI:	>80	Cutting Size:	Ø62mm
PF:	>0.5		



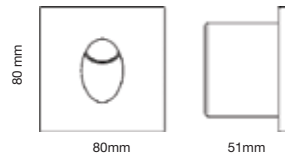
Step Light

3W VT-1109 SQ

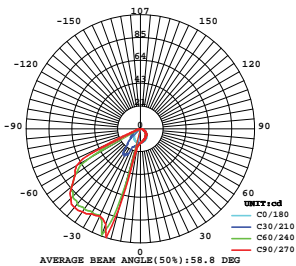
1209 - 3000K Warm White
1210 - 4200K Day White
1223 - 6000K White

BOX QTY.
100

EAN Code
3800157600255
3800157600262
3800157601504



LUMINOUS INTENSITY DISTRIBUTION



Sensor Compatible:	Yes	Beam Angle:	15°
Voltage/Frequency:	AC: 100-240V, 50/60Hz	Color of Fixture:	PKW (White)
Luminous Flux:	120lm	Shape:	Square
Body Type:	Aluminum	Dimension:	80 x 80 x 51mm
CRI:	>80	Cutting Size:	62 x 62mm
PF:	>0.5		



Step Light with Sensor

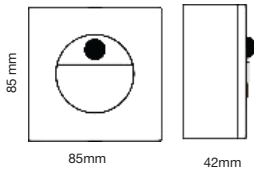
BOX QTY.
100

3W VT-8035

EAN Code

5570 - 4000K Day White

3800157617291



Sensor Included:	Yes	PF:	>0.5
Voltage/Frequency:	AC:100-240V, 50/60Hz	Beam Angle:	45°
Luminous Flux:	100lm	Color of Fixture:	Plastic
Body Type:	Die cast Aluminum	Shape:	Square
CRI:	>80	Dimension:	85 x 85 x 42mm



Step Light


BOX QTY.
100

3W VT-1143

EAN Code

1284 - 4000K Day White

3800157617307



Sensor Compatible:	Yes	Beam Angle:	83°
Voltage/Frequency:	AC: 85-265V, 50/60Hz	Color of Fixture:	PKW (White)
Luminous Flux:	100lm	Shape:	Square
Body Type:	Die cast Aluminum	Dimension:	84 x 84 x 43mm
CRI:	>80	Cutting Size:	72 x 72mm
PF:	>0.5		

LED Dome Lights

Create a better ambience in any environment with LED Dome Lights. These Compact and Easy to install lights make a perfect replacement for traditional Dome Lights.



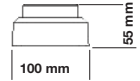
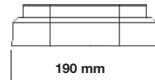
Product Features

- 80% Electricity savings as compared to traditional Incandescent Bulbs
- Non - Flickering
- No UV Radiation
- Easy Installation
- Premium Quality LED Chip
- Premium Quality Power Driver
- Instant start 0-100% in 0.01 seconds
- Extreme Weather toleration (-20 to + 45 Degrees Centigrade)

Applications

Mostly used in Parking Lots, Passage's in big areas, Exterior Walls of Prestigious Buildings for ambience, Airports, Ports and Malls.

LED Dome Lights



LED Oval Dome Light

BOX QTY.

20

8W VT-8038

EAN Code

1308 - 3000K Warm White

3800157620260

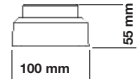
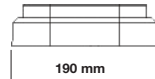
1309 - 4000K Day White

3800157620277

1310 - 6400K White

3800157620284

Sensor Compatible:	Yes	Beam Angle:	120°
Voltage/Frequency:	AC: 220-240V, 50/60Hz	Body Type:	PC
Luminous Flux:	560lm	Shape:	Rectangle
LED Type:	SMD	IP Rating:	IP54
CRI:	>70	Color of Fixture:	Black
PF:	>0.5	Dimension:	190 x 100 x 55mm



LED Oval Dome Light

BOX QTY.

20

8W VT-8038

EAN Code

1311 - 3000K Warm White

3800157620291

1312 - 4000K Day White

3800157620307

1313 - 6400K White

3800157620314

Sensor Compatible:	Yes	Beam Angle:	120°
Voltage/Frequency:	AC: 220-240V, 50/60Hz	Body Type:	PC
Luminous Flux:	560lm	Shape:	Rectangle
LED Type:	SMD	IP Rating:	IP54
CRI:	>70	Color of Fixture:	White
PF:	>0.5	Dimension:	190 x 100 x 55mm

LED Dome Lights



LED Dome Light

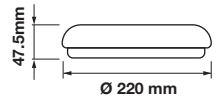
15W VT-8033

- 1388 - 3000K Warm White
- 5566 - 4000K Day White
- 1389 - 6000K White

BOX QTY.
10

EAN Code

- 3800157626453
- 3800157610353
- 3800157626460



Sensor Compatible:	Yes	Beam Angle:	120°
Voltage/Frequency:	AC: 220-240V, 50Hz	Body Type:	PC
Luminous Flux:	1250lm	Shape:	Round
LED Type:	SMD	IP Rating:	IP44
CRI:	>80	Dimension:	Ø 220mm x 47.5mm
PF:	>0.6		

EASY TO USE
PLUG AND PLAY

Luxurious Finish
SURFACE MOUNTED

TRIMLESS



LED Dome Light

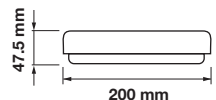
15W VT-8033

- 1390 - 3000K Warm White
- 5567 - 4000K Day White
- 1391 - 6000K White

BOX QTY.
10

EAN Code

- 3800157626477
- 3800157610360
- 3800157626484



Sensor Compatible:	Yes	Beam Angle:	120°
Voltage/Frequency:	AC: 220-240V, 50Hz	Body Type:	PC
Luminous Flux:	1250lm	Shape:	Square
LED Type:	SMD	IP Rating:	IP44
CRI:	>80	Dimension:	200 x 200 x 47.5mm
PF:	>0.6		

LED Dome Lights

NEW



LED Dome Light

25W VT-8066

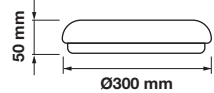
- 1392 - 3000K Warm White
- 1393 - 4000K Day White
- 1394 - 6400K White

BOX QTY.



EAN Code

- 3800157628259
- 3800157628266
- 3800157628273



Sensor Compatible:	Yes	Beam Angle:	110°
Voltage/Frequency:	AC: 100-240V, 50/60Hz	Body Type:	PC
Luminous Flux:	2000lm	Shape:	Round
LED Type:	SMD	IP Rating:	IP44
CRI:	>80	Dimension:	Ø 300mm x 50mm
PF:	>0.9		

**EASY TO USE
PLUG AND PLAY**

**Luxurious Finish
SURFACE MOUNTED**

TRIMLESS

NEW



LED Dome Light

25W VT-8066

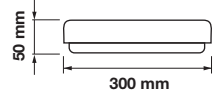
- 1395 - 3000K Warm White
- 1396 - 4000K Day White
- 1397 - 6400K White

BOX QTY.



EAN Code

- 3800157628280
- 3800157628297
- 3800157628303



Sensor Compatible:	Yes	Beam Angle:	110°
Voltage/Frequency:	AC: 100-240V, 50/60Hz	Body Type:	PC
Luminous Flux:	2000lm	Shape:	Square
LED Type:	SMD	IP Rating:	IP44
CRI:	>80	Dimension:	300 x 300 x 50mm
PF:	>0.9		

LED Dome Lights



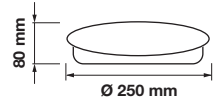
Led Dome Light

12W VT-8031

1414 - 3000K Warm White
5563 - 4000K Day White
5562 - 6500K White

BOX QTY.
 16

EAN Code
3800157610322
3800157610315



Sensor Compatible:	Yes	Beam Angle:	120°
Voltage/Frequency:	AC: 220-240V, 50Hz	Body Type:	Metal + PMMA
Luminous Flux:	800lm	Shape:	Round
LED Type:	SMD	IP Rating:	IP20
CRI:	>80	Dimension:	Ø 250 x 80mm
PF:	>0.6		



MAXIMUM LIGHT OUTPUT AND
ENERGY EFFICIENT



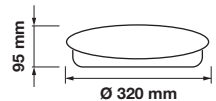
Led Dome Light

24W VT-8032

1415 - 3000K Warm White
5565 - 4000K Day White
5564 - 6500K White

BOX QTY.
 10

EAN Code
3800157610339
3800157610346



Sensor Compatible:	Yes	Beam Angle:	120°
Voltage/Frequency:	AC: 220-240V, 50Hz	Body Type:	Metal + PMMA
Luminous Flux:	1700lm	Shape:	Round
LED Type:	SMD	IP Rating:	IP20
CRI:	>80	Dimension:	Ø 320 x 95mm
PF:	>0.6		

LED Dome Lights



Led Dome Light

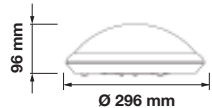
16W VT-8001C

1281 - 3000K Warm White
4965 - 4500K Day White
1282 - 6000K White

BOX QTY.
05

EAN Code

3800157612678
3800230625809
3800157612685



**Can be customized*

Sensor Type:	Microwave	Detection Distance:	*1-8m (radius)
Color:	White	Time Delay:	*10 sec to 12 min
Detection Range:	360°	Luminous Flux:	1300lm
Voltage:	AC:220-240V, 50/60Hz	Body Type:	PC Cover
Rated Load:	16W	IP Rating:	IP54
Watts:	16W	Dimension:	Ø296 x 96mm



Led Dome Light

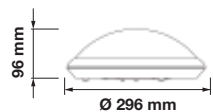
Max. 60W VT-8002C

4966

BOX QTY.
05

EAN Code

3800230625816



**Can be customized*

Sensor Type:	Microwave	Detection Distance:	*1-8m (radius)
Color:	White	Time Delay:	*10 sec to 12 min
Detection Range:	360°	Body Type:	ABS+Plastic+PC
Voltage:	AC:220-240V, 50/60Hz	IP Rating:	IP44
Rated Load:	Uses Max. 60W(E27)	Dimension:	Ø296 x 96mm
Watts:	As per E27 bulb		

LED Dome Lights



Led Dome Light

12W VT-8017

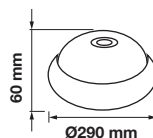
- 5057 - 3000K Warm White
- 5058 - 4000K Day White
- 5059 - 6400K White

BOX QTY.

 10

EAN Code

- 3800157605250
- 3800157605267
- 3800157605274



Sensor Type:	PIR Sensor
Color:	White
Detection Range:	360°
Voltage:	AC: 110-240V, 50Hz
Rated Load:	12W (24PCS LED)
Detection Distance:	max.6m(<24°C)
Time Delay:	*10 sec to 3 min
Luminous Flux:	800lm
Body Type:	ABS+Plastic+PMMA
IP Rating:	IP20
Dimension:	Ø290 x 60mm



**Can be customized*

LED Dome Lights



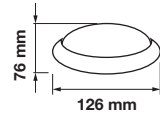
Led Dome Light

8W VT-8014

- 1267 - 3000K Warm White
- 1266 - 4500K Day White
- 1268 - 6000K White

BOX QTY.
 **10**

EAN Code
 3800157611893
 3800157611886
 3800157611909



Sensor Compatible:	Yes	Beam Angle:	110°
Voltage/Frequency:	AC:220-240V, 50/60Hz	Color of Fixture:	Black
Luminous Flux:	560lm	Body Type:	Plastic Clad Aluminum
IP Rating:	IP54	Shape:	Full Oval
CRI:	>70	Dimension:	126 x 187 x 76mm
PF:	>0.5		



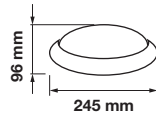
Led Dome Light

12W VT-8016

- 5056 - 4500K Day White
- 5055 - 6000K White

BOX QTY.
 **10**

EAN Code
 3800157603980
 3800157603348



Sensor Compatible:	Yes	Beam Angle:	120°
Voltage/Frequency:	AC:220-240V, 50/60Hz	Color of Fixture:	Black
Luminous Flux:	840lm	Body Type:	Plastic Clad Aluminum
IP Rating:	IP54	Shape:	Full Oval
CRI:	>70	Dimension:	245 x 165 x 96mm
PF:	>0.5		

LED Dome Lights



Led Dome Light

8W VT-8014

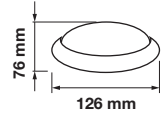
1264 - 3000K Warm White
1263 - 4500K Day White
1265 - 6000K White

BOX QTY.

10

EAN Code

3800157611862
3800157611855
3800157611879



Sensor Compatible:	Yes	Beam Angle:	110°
Voltage/Frequency:	AC:220-240V, 50/60Hz	Color of Fixture:	White
Luminous Flux:	560lm	Body Type:	Plastic Clad Aluminum
IP Rating:	IP54	Shape:	Full Oval
CRI:	>70	Dimension:	126 x 187 x 76mm
PF:	>0.5		



Led Dome Light

12W VT-8016

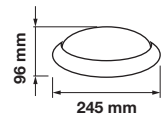
5054 - 4500K Day White
5053 - 6000K White

BOX QTY.

10

EAN Code

3800157603331
3800157603324



Sensor Compatible:	Yes	Beam Angle:	120°
Voltage/Frequency:	AC:220-240V, 50/60Hz	Color of Fixture:	White
Luminous Flux:	840lm	Body Type:	Plastic Clad Aluminum
IP Rating:	IP54	Shape:	Full Oval
CRI:	>70	Dimension:	245 x 165 x 96mm
PF:	>0.5		

LED Dome Lights

NEW



Led Dome Light

12W VT-8015

4998 - 3000K Warm White

5050 - 4500K Day White

4996 - 6000K White

BOX QTY.

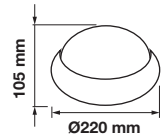
10

EAN Code

3800157602549

3800157603294

3800157602228



Sensor Compatible:	Yes	Beam Angle:	120°
Voltage/Frequency:	AC: 200-240V, 50Hz	Color of Fixture:	White
Luminous Flux:	840lm	Body Type:	Plastic Clad Aluminum
IP Rating:	IP54	Shape:	Round
CRI:	>70	Dimension:	Ø220 x 105mm
PF:	>0.5		

NEW



Led Dome Light

12W VT-8015

1349 - 3000K Warm White

5052 - 4500K Day White

5051 - 6000K White

BOX QTY.

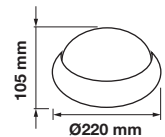
10

EAN Code

3800157624046

3800157603317

3800157603300



Sensor Compatible:	Yes	Beam Angle:	120°
Voltage/Frequency:	AC: 200-240V, 50Hz	Color of Fixture:	Black
Luminous Flux:	840lm	Body Type:	Plastic Clad Aluminum
IP Rating:	IP54	Shape:	Round
CRI:	>70	Dimension:	Ø220 x 105mm
PF:	>0.5		


LED Dome Lights



IP65
RATED
Led Dome Light
12W VT-8008
4980 - 6000K White

BOX QTY.
06

EAN Code
3800230629579



*Can be customized

Sensor Type:	Microwave	Detection Distance:	*10%/50%/100%
Color:	Black	Time Delay:	*10s/1min/5min/10min/30min
Detection Range:	Max.(0 x H): 10m x 4m, 360°	Luminous Flux:	840lm
Voltage:	AC: 200-240V, 50/60Hz	Body Type:	ABS+Plastic+PMMA
Rated Load:	12W	IP Rating:	IP65
Sensor Compatible:	12W	Dimension:	Ø300 x 100mm

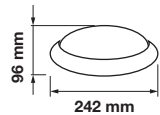
IP66
RATED



Led Dome Light
12W VT-8010
1351 - 3000K Warm White
1352 - 4000K Day White
1353 - 6400K White

BOX QTY.
10

EAN Code
3800157624060
3800157624077
3800157624084



Sensor Compatible:	Yes	Beam Angle:	110°
Voltage/Frequency:	AC: 200-240V, 50/60Hz	Color of Fixture:	White
Luminous Flux:	840lm	Body Type:	Plastic Clad Aluminum
IP Rating:	IP66	Shape:	Full Oval
CRI:	>70	Dimension:	242 x 165 x 96mm
PF:	>0.9		

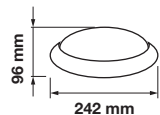
IP66
RATED



Led Dome Light
12W VT-8010
1350 - 3000K Warm White
4973 - 4000K Day White
1269 - 6400K White

BOX QTY.
10

EAN Code
3800157624053
3800230629050
3800157611916



Sensor Compatible:	Yes	Beam Angle:	110°
Voltage/Frequency:	AC: 200-240V, 50/60Hz	Color of Fixture:	Black
Luminous Flux:	840lm	Body Type:	Plastic Clad Aluminum
IP Rating:	IP66	Shape:	Full Oval
CRI:	>70	Dimension:	242 x 165 x 96mm
PF:	>0.9		

LED Dome Lights



Led Dome Light

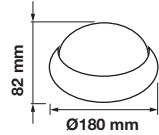
8W VT-8014

4999 - 3000K Warm White
1259 - 4500K Day White
4997 - 6000K White

BOX QTY.
 **10**

EAN Code

3800157602556
3800157611817
3800157602259



Sensor Compatible:	Yes	Beam Angle:	120°
Voltage/Frequency:	AC: 200-240V, 50/60Hz	Color of Fixture:	White
Luminous Flux:	560lm	Body Type:	Plastic Clad Aluminum
IP Rating:	IP54	Shape:	Round
CRI:	>70	Dimension:	Ø180 x 82mm
PF:	>0.5		



Led Dome Light

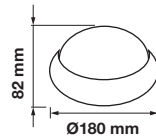
8W VT-8014

1261 - 3000K Warm White
1260 - 4500K Day White
1262 - 6000K White

BOX QTY.
 **10**

EAN Code

3800157611831
3800157611824
3800157611848



Sensor Compatible:	Yes	Beam Angle:	120°
Voltage/Frequency:	AC: 200-240V, 50Hz	Color of Fixture:	Black
Luminous Flux:	560lm	Body Type:	Plastic Clad Aluminum
IP Rating:	IP54	Shape:	Round
CRI:	>70	Dimension:	Ø180 x 82mm
PF:	>0.5		



LED Dome Lights

NEW



LED Ceiling Dome Light Bling Star Cover

BOX QTY.

20

8W VT-8061

EAN Code

1370 - 3000K Warm White

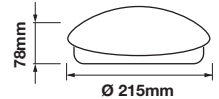
3800157626262

1371 - 4000K Day White

3800157626279

1372 - 6400K White

3800157626286



Sensor Compatible:	Yes	Beam Angle:	120°
Voltage/Frequency:	AC: 220-240V, 50Hz	Color of Fixture:	White
Luminous Flux:	560lm	Body Type:	Iron+PMMA
IP Rating:	IP20	Shape:	Round
CRI:	>80	Dimension:	Ø215 x 78mm
PF:	>0.5		

NEW



LED Ceiling Dome Light Bling Star Cover

BOX QTY.

10

12W VT-8062

EAN Code

1373 - 3000K Warm White

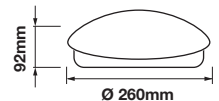
3800157626293

1374 - 4000K Day White

3800157626309

1375 - 6400K White

3800157626316



Sensor Compatible:	Yes	Beam Angle:	120°
Voltage/Frequency:	AC: 220-240V, 50Hz	Color of Fixture:	White
Luminous Flux:	840lm	Body Type:	Iron+PMMA
IP Rating:	IP20	Shape:	Round
CRI:	>80	Dimension:	Ø260 x 92mm
PF:	>0.5		

LED Dome Lights

NEW



LED Ceiling Dome Light Bling Star Cover

18W VT-8063

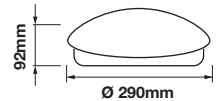
1376 - 3000K Warm White
1377 - 4000K Day White
1378 - 6400K White

BOX QTY.

10

EAN Code

3800157626323
3800157626330
3800157626347



Sensor Compatible:	Yes	Beam Angle:	120°
Voltage/Frequency:	AC: 220-240V, 50Hz	Color of Fixture:	White
Luminous Flux:	1260lm	Body Type:	Iron+PMMA
IP Rating:	IP20	Shape:	Round
CRI:	>80	Dimension:	Ø290 x 92mm
PF:	>0.5		

NEW



LED Ceiling Dome Light Bling Star Cover

24W VT-8064

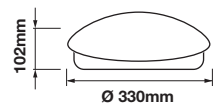
1379 - 3000K Warm White
1380 - 4000K Day White
1381 - 6400K White

BOX QTY.

10

EAN Code

3800157626354
3800157626361
3800157626378



Sensor Compatible:	Yes	Beam Angle:	120°
Voltage/Frequency:	AC: 220-240V, 50Hz	Color of Fixture:	White
Luminous Flux:	1680lm	Body Type:	Iron+PMMA
IP Rating:	IP20	Shape:	Round
CRI:	>80	Dimension:	Ø330 x 102mm
PF:	>0.5		

Applications

Mostly used in Parking Lots, Corridors, Exterior Walls, Airports, and Malls.



Sleek Design & Durability

Lightweight and energy efficient. Specially designed anti-glare diffuser.



2D LED Bulkhead



**2D LED Bulkhead
Emergency Battery Back Up**



360°
Detection Angle

**2D LED Bulkhead
with Microwave Sensor**



360°
Detection Angle

**3IN1
2D LED Bulkhead
Built In Emergency Battery
Back Up & Microwave Sensor**

LED Dome Lights | Bulkhead

NEW

2D LED Bulkhead

8W VT-8039

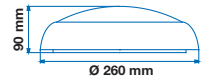
1345 4000K Day White

EAN Code
3800157623087

BOX QTY.
 **10**



 **IP65**
RATED



Watts:	8W
Lumens:	720lm
No. Of Led:	40
Beam Angle:	120°
Voltage/Frequency:	AC: 200-240V, 50/60Hz
On/Off Time:	<0.5s
Life Span:	30,000 Hours
Unit Size:	Ø 260 x 90mm
IP Rating:	IP65
Body Type	Full PC

NEW

2D LED Bulkhead with Microwave Sensor

8W VT-8041

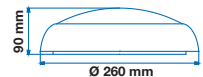
1346 4000K Day White

EAN Code
3800157623094

BOX QTY.
 **10**



 **IP65**
RATED



Watts:	8W
Lumens:	720lm
Voltage/Frequency:	AC: 200-240V, 50/60Hz
On/Off Time:	<0.5s
Life Span:	30,000 Hours
Unit Size:	Ø 260 x 90mm
IP Rating:	IP65
Body Type	Full PC
Detection Angle:	360° ceiling mounting ,120° wall mounting
Detection Distance:	3M, 5M, 8M, 10M optional
Detection Range:	Max D10M x 4M
Hold Time:	10Sec, 1min, 5min, 10min customized
Day light Sensor:	Day, 10LUX, 30LUX, 50LUX optional
Dimmable Function:	Yes, 0,10%, 20%, 30% optional
Detection Motion Speed:	0.5~3m/s



NEW

2_{IN}1

**2D LED Bulkhead
Emergency Battery Backup**

10W VT-8042

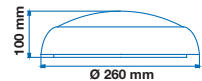
1347 4000K Day White

EAN Code
3800157623100

BOX QTY.
 **10**



 **IP65
RATED**



Watts:	10W
Lumens:	720lm
Voltage/Frequency:	AC: 200-240V, 50/60Hz
On/Off Time:	<0.5s
Life Span:	30,000 Hours
Unit Size:	Ø 260 x 100mm
IP Rating:	IP65
Body Type:	Full PC
Emergency Operation time:	>3 Hours
Emergency Standby Watts:	>1.2 Watts
Battery Charging Current:	60mA
Battery Discharging Current:	200mA
Battery Type:	Ni-CDAA, 7.2V 1.0Ah
Charging indicate:	Green LED

Including battery protection circuit & inhibiting mode

NEW

3_{IN}1

**2D LED Bulkhead
Built In Emergency Battery
Back Up & Microwave Sensor**

10W VT-8043

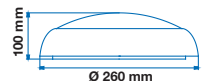
1348 4000K Day White

EAN Code
3800157623117

BOX QTY.
 **10**



 **IP65
RATED**



Watts:	10W
Lumens:	720lm
Detection Angle:	360° ceiling mounting ,120° wall mounting
Detection Distance:	3M, 5M, 8M, 10M optional
Detection Range:	Max D10M x 4M
Hold Time:	10S, 1min, 5min, 10min customized
Day light Sensor:	Day, 10LUX, 30LUX, 50LUX optional
Dimmable Function:	Yes, 0,10%, 20%, 30% optional
Detection Motion Speed:	0.5~3m/s
IP Rating:	IP65
Body Type:	Full PC
Emergency Operation time:	>3 Hours
Emergency Standby Watts:	>1.2 Watts
Battery Charging Current:	60mA
Battery Discharging Current:	200mA
Battery Type:	Ni-CDAA, 7.2V 1.0Ah
Charging indicate:	Green LED

Including battery protection circuit & inhibiting mode



NEW

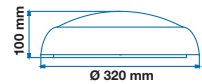
2D LED Bulkhead

15W VT-8044

1341 4000K Day White

EAN Code
3800157623049

BOX QTY.
 **10**



Watts:	15W
Lumens:	1400lm
No. Of Led:	72
Beam Angle:	120°
Voltage/Frequency:	AC: 200-240V, 50/60Hz
On/Off Time:	<0.5s
Life Span:	30,000 Hours
Unit Size:	Ø 320 x 100mm
IP Rating:	IP65
Body Type:	Full PC

NEW

2D LED Bulkhead with Microwave Sensor

15W VT-8045

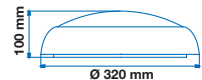
1342 4000K Day White

EAN Code
3800157623056

BOX QTY.
 **10**



Watts:	15W
Lumens:	1400lm
Voltage/Frequency:	AC: 200-240V, 50/60Hz
On/Off Time:	<0.5s
Life Span:	30,000 Hours
Unit Size:	Ø 320 x 100mm
IP Rating:	IP65
Body Type	Full PC
Detection Angle:	360° ceiling mounting ,120° wall mounting
Detection Distance:	3M, 5M, 8M, 10M optional
Detection Range:	Max D10M x 4M
Hold Time:	105, 1min, 5min, 10min customized
Day light Sensor:	Day, 10LUX, 30LUX, 50LUX optional
Dimmable Function:	Yes, 0,10%, 20%, 30% optional
Detection Motion Speed:	0.5~3m/s



NEW

2_{IN}1

2D LED Bulkhead

Emergency Battery Backup

17W VT-8046

1343 4000K Day White

EAN Code

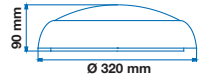
3800157623063

BOX QTY.

10



IP65
RATED



Watts:	17W
Lumens:	1400lm
Voltage/Frequency:	AC: 200-240V, 50/60Hz
On/Off Time:	<0.5s
Life Span:	30,000 Hours
Unit Size:	Ø 320 x 90mm
IP Rating:	IP65
Body Type:	Full PC
Emergency Operation time:	>3 Hours
Emergency Standby Watts:	>1.2 Watts
Battery Charging Current:	60mA
Battery Discharging Current:	200mA
Battery Type:	Ni-CDAA, 7.2V 1.0Ah
Charging indicate:	Green LED

Including battery protection circuit & inhibiting mode

NEW

3_{IN}1

2D LED Bulkhead

**Built In Emergency Battery
Back Up & Microwave Sensor**

17W VT-8047

1344 4000K Day White

EAN Code

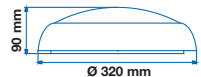
3800157623070

BOX QTY.

10



IP65
RATED



Watts:	17W
Lumens:	1400lm
Detection Angle:	360° ceiling mounting ,120° wall mounting
Detection Distance:	3M, 5M, 8M, 10M optional
Detection Range:	Max D10M x 4M
Hold Time:	105, 1min, 5min, 10min customized
Day light Sensor:	Day, 10LUX, 30LUX, 50LUX optional
Dimmable Function:	Yes, 0,10%, 20%, 30% optional
Detection Motion Speed:	0.5~3m/s
IP Rating:	IP65
Body Type:	Full PC
Emergency Operation time:	>3 Hours
Emergency Standby Watts:	>1.2 Watts
Battery Charging Current:	60mA
Battery Discharging Current:	200mA
Battery Type:	Ni-CDAA, 7.2V 1.0Ah
Charging indicate:	Green LED

Including battery protection circuit & inhibiting mode



INNOVATIVE LED LIGHTING

LED Emergency Lights

features a line of premium quality LED emergency lights for clear and bright emergency illumination. Inclusive of evident exit signs, these signs are powered by high performance batteries, rendering a longer lifespan and lower maintenance. emergency lights and signs are a practical and valuable asset to many applications inclusive of offices, hotels, hospitals and residential areas.



Walls/Surface Mount
2w | 120 Im



Walls/Surface Hanging
2w | 120 Im



Recessed Hanging
2w | 120 Im



Recessed Fixed
2w | 120 Im



Bulkhead
3w | 140 Im



Bulkhead
4w | 190 Im



Wall Mounted
7w | 600 Im

Salient Features

- Thermoplastic PC housing, Rectangular type plastic with different signs
- Single or double face configuration
- ✓ Universal (wall, side or ceiling) mounting
- ⚡ Low energy consumption only 2.0 watts at 120V
- ⌚ LED indicator light and push button test switch
- LED LEDs mounted on print circuit board
- ⌚ 24 hours recharge after more than 3 Hours discharge
- 🔧 Efficient thermal management technology
- ⚡ Corrosion free mounting clamps
- 🔋 High performance Ni-Cd batteries made for Longevity & low maintenance
- ✓ Reliable Emergency backup of 3 hours

Emergency LED Exit Sign Walls/Surface Mount

2W VT-519

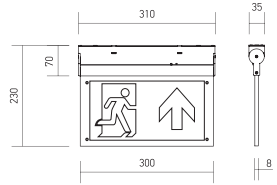
EAN Code

SKU 8099

3800157623155



BOX QTY.
10



Lamp Type:	16 SMD Leds
Colour:	White - 6000K
Lumens:	160lm(AC)/140lm(DC)
Input Voltage:	AC: 220-240V, 50/60Hz
Protection Rating:	IP20
Material :	100% PC
Exit Lamp Type:	Surface/Ceiling Mounted
Viewing Distance:	22 meters from both side
Emergency Operation Time:	> 3Hours
Battery:	Ni-Cd 4.8V, 600mAh
Recharging Time:	24 hours (initial charge 36 hours)
Test Button:	Green light indicator test button
Stickers:	4 Stickers include
Legends:	4 Ways legends available

Emergency LED Exit Sign Walls/Surface Hanging

2W VT-520

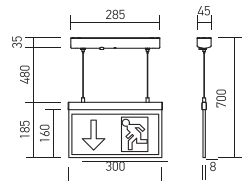
EAN Code

SKU 8100

3800157623162



BOX QTY.
10



Lamp Type:	16 SMD Leds
Colour:	White - 6000K
Lumens:	160lm(AC)/140lm(DC)
Input Voltage:	AC: 220-240V, 50/60Hz
Protection Rating:	IP20
Viewing Distance:	22 meters from both side
Exit Lamp Type:	Surface/Ceiling Mounted
Emergency Operation Time:	> 3Hours
Battery:	Ni-CD 3.6V,600mAh
Recharging Time:	24 hours (initial charge 36 hours)
Test Button:	Green light indicator test button
Legends:	4 Ways legends available
Material:	100% PC
Stickers:	4 Stickers include

Emergency LED Exit Sign Recessed Hanging

2W VT-521

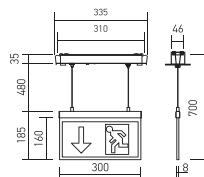
SKU 8200

EAN Code

3800157623179

BOX QTY.

10



Lamp Type:	16 SMD Leds
Colour:	White - 6000K
Lumens:	160lm(AC)/140lm(DC)
Input Voltage:	AC: 220-240V, 50/60Hz
Protection Rating:	IP20
Viewing Distance:	22 meters from both side
Emergency Operation Time:	> 3Hours
Battery:	Ni-CD 3.6V,600mAh
Recharging Time:	24 hours (initial charge 36 hours)
Test Button:	Green light indicator test button
Legends:	4 Way legends available
Material:	100% PC

Emergency LED Exit Sign Recessed Fixed

2W VT-522

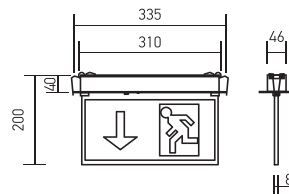
SKU 8201

EAN Code

3800157623186

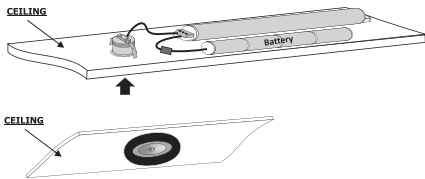
BOX QTY.

10



Lamp Type:	16 SMD Leds
Colour:	White - 6000K
Lumens:	160lm(AC)/140lm(DC)
Input Voltage:	AC: 220-240V, 50/60Hz
Protection Rating:	IP20
Viewing Distance:	22 meters from both side
Emergency Operation Time:	> 3Hours
Battery:	Ni-CD 4.8V,600mAh
Recharging Time:	24 hours (initial charge 36 hours)
Test Button:	Green light indicator test button
Legends:	4 Way legends available
Material:	100% PC

LED Emergency Lights | Down Light



LED Emergency Downlight

3W VT-503

EAN Code

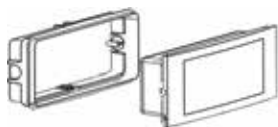
BOX QTY.

8274 - 5600K White

3800157627269

20

Material:	Poly Carbonate & Aluminum	Charging Current:	90ma
Mounded:	Ceiling Recessed	Convert Voltage:	155v : AC
Life Time Of Battery:	2 Years	Discharging Current:	300ma
Light Output (Emergency):	140lm	Discharge Duration:	3 Hours
Lamp Protection:	Over Charge And Discharge Protection	Spec Of Battery:	3.6v 1800mah Ni-cd Battery
Led Indicator:	Green Indicator	Packing:	38.5 X 22 X 25cm
Charging Current:	90ma	IP Rating:	IP20



Reflector With Base



Recessed Box

LED Emergency Light

3.8W VT-511

EAN Code

BOX QTY.

8249 - 6400K White

3800157626491

10

Watts:	3.8W	Charging Current:	200mA
Lumens:	85lm	Discharging Current:	280mA
Input:	AC:220-240V, 50-60Hz	Battery:	4V2.0AH Lead Acid battery
IP Rating:	IP20	Material:	ABS+PC
Lamp Type:	SMD 2835 20PCS	Dimension:	292 x 79 x 102mm
Exit Lamp Type:	Bulkhead		With recessed-292 x 93.7 x 102mm
Operation Time:	>3 Hours	Legends:	4 Ways legends available

LED Emergency Light Bulkhead

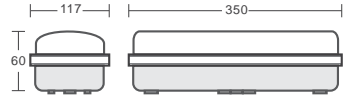
3W VT-523

SKU 8096

EAN Code

3800157623124

BOX QTY.
 **12**



Lamp Type:	16 SMD Leds
Colour:	White - 6000K
Lumens :	140lm
Input Voltage:	AC: 220-240V, 50/60Hz
Protection Rating:	IP65
Exit Lamp Type:	Wall - Bulkhead
Viewing Distance:	22 meters from one side
Emergency Operation Time:	> 3Hours
Battery:	Ni-Cd 3.6V, 1500mAh
Recharging Time:	24 hours (initial charge 36 hours)
Test Button:	Green light indicator test button
Legends:	4 Ways legends available
Material:	100% PC

LED Emergency Light Bulkhead

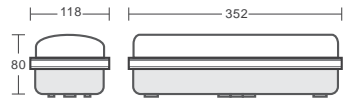
4W VT-524

SKU 8097

EAN Code

3800157623131

BOX QTY.
 **12**



Lamp Type:	30 SMD Leds
Colour:	White - 6000K
Lumens:	190lm
Input Voltage:	AC: 220-240V, 50/60Hz
Protection Rating:	IP65
Exit Lamp Type:	Wall - Bulkhead
Viewing Distance:	22 meters from one side
Emergency Operation Time:	> 3Hours
Battery:	Ni-Cd 4.8V, 900mAh
Recharging Time:	24 hours (initial charge 36 hours)
Test Button:	Green light indicator test button
Legends:	4 Ways legends available
Material:	100% PC



Emergency Twin Spot Light Wall Mounted

7W VT-526

EAN Code

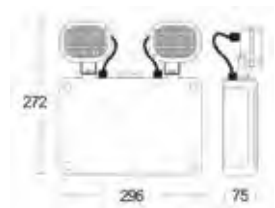
3800157623148

BOX QTY.
05

SKU 8098

Lamp Type:	2 x 15 SMD Leds
Colour:	White - 6000K
Lumens:	600lm
Input Voltage:	AC: 220-240V, 50/60Hz
Protection Rating:	IP65
Exit Lamp Type:	Wall mounted
Emergency Operation Time:	> 3Hours
Battery:	Ni-Cd 9.6V, 2200mAh
Recharging Time:	24 hours (initial charge 36 hours)
Indicator:	Green light indicator
Material :	100% PC

 **IP65**
RATED



Motion Sensors

Many areas like lobbies, parking garages, staircases remain unused for long hours, but do need lighting to be lit automatically in case of movement. A motion sensor is a device, which detects movements, and in some cases light conditions and then transmits a signal for illumination.



Product Features

- Power saving
- Available for indoor and outdoor purposes
- Compatible with most of our models
- Proven quality from reliable suppliers
- Wide range of models to choose from

Applications

- Outdoor Areas like parking garages, Gardens compounds and yards
- Indoor areas like walkways, lobbies and staircases.



Infrared Sensor

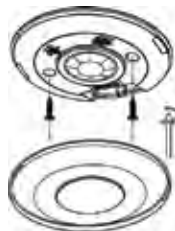
Max1000W VT-8027 EAN Code

5086

BOX QTY.

50

3800157609173



Sensor Type:	Infrared	Time Delay:	*10sec±3sec-15min±2min
Colour:	White	Ambient Light:	*<3-2000LUX
Detection Range:	360°	Body Type:	PC
Voltage:	AC: 220-240V,50/60Hz	Detector:	One
Rated Load:	Max.1000W(LED)	IP Rating:	IP20
Detection Distance:	Max.6m (<24° C)	Dimension:	115x25mm



Infrared Sensor

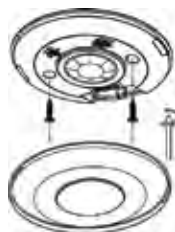
Max1000W VT-8027 EAN Code

5087

BOX QTY.

50

3800157609180



Sensor Type:	Infrared	Time Delay:	*10sec±3sec-15min±2min
Colour:	Black	Ambient Light:	*<3-2000LUX
Detection Range:	360°	Body Type:	PC
Voltage:	AC: 220-240V,50/60Hz	Detector:	One
Rated Load:	Max.1000W(LED)	IP Rating:	IP20
Detection Distance:	Max.6m (<24° C)	Dimension:	115x25mm

**Adjustable*

IP44
RATED



Infrared Sensor

Max. **400W** VT-8028
5088

BOX QTY.

50

EAN Code

3800157609197



Sensor Type:	Infrared	Time Delay:	*10sec±3sec-15min±2min
Colour:	White	Ambient Light:	*<3-2000LUX
Detection Range:	180°	Body Type:	PC
Voltage:	AC: 220-240V,50/60Hz	IP Rating:	IP44
Rated Load:	Max.400W(LED)	Dimension:	80x55x70mm
Detection Distance:	Max.12m (<24° C)		

IP44
RATED



Infrared Sensor

Max. **400W** VT-8028
5089

BOX QTY.

50

EAN Code

3800157609203



Sensor Type:	Infrared	Time Delay:	*10sec±3sec-15min±2min
Colour:	Black	Ambient Light:	*<3-2000LUX
Detection Range:	180°	Body Type:	PC
Voltage:	AC: 220-240V,50/60Hz	IP Rating:	IP44
Rated Load:	Max.400W(LED)	Dimension:	80x55x70mm
Detection Distance:	Max.12m (<24° C)		

**Adjustable*

Infrared Sensor

PIR Sensor Moving Head

BOX QTY.

50

Max. **400W** VT-8030
5091

EAN Code
 3800157609227



Sensor Type:	Infrared	Time Delay:	*10sec±3sec-15min±2min
Colour:	White	Ambient Light:	*<3-2000LUX
Detection Range:	360°	Body Type:	PC
Voltage:	AC: 220-240V,50/60Hz	IP Rating:	IP20
Rated Load:	Max.400W(LED)	Dimension:	80 x 63 x 71mm
Detection Distance:	Max.8m (<24° C)		

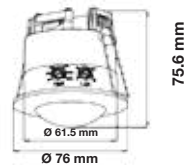
Infrared Sensor

Max. **300W** VT-8029
5090

BOX QTY.

50

EAN Code
 3800157609210



Sensor Type:	Infrared	Time Delay:	*10sec±3sec-15min±2min
Colour:	White	Ambient Light:	*<3-2000LUX
Detection Range:	360°	Body Type:	PC
Voltage:	AC: 220-240V,50/60Hz	IP Rating:	IP20
Rated Load:	Max.300W(LED)	Dimension:	76 x 75.6mm
Detection Distance:	Max.6m (<24° C)		

IP44
RATED



Infrared Sensor

Max. **300W** VT-8003
4967

BOX QTY.

50

EAN Code

3800230625823



Sensor Type:	Infrared	Time Delay:	*10sec±3sec-7min±2min
Colour:	White	Ambient Light:	*<3-2000LUX
Detection Range:	180°	Body Type:	PC
Voltage:	AC: 220-240V,50/60 Hz	Detector:	One
Rated Load:	Max.300W(LED)	IP Rating:	IP44
Detection Distance:	Max.12m (<24° C)	Dimension:	86.4 x 60.4 x 98mm

IP44
RATED



Infrared Sensor

Max. **300W** VT-8003
5077

BOX QTY.

50

EAN Code

3800157606875



Sensor Type:	Infrared	Time Delay:	*10sec±3sec-7min±2min
Colour:	Black	Ambient Light:	*<3-2000LUX
Detection Range:	180°	Body Type:	PC
Voltage:	AC: 220-240V,50/60 Hz	Detector:	One
Rated Load:	Max.300W(LED)	IP Rating:	IP44
Detection Distance:	Max.12m (<24° C)	Dimension:	86.4 x 60.4 x 98mm

**Adjustable*



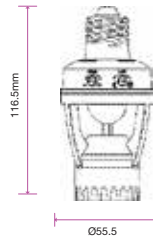
Infrared Sensor

Max. **60W** VT-8005
4982

BOX QTY.

50

EAN Code
 3800157600071



Sensor Type:	Infrared	Time Delay:	*10sec±3sec-5min±1min
Colour:	White	Ambient Light:	*<3-2000LUX
Detection Range:	360°	Body Type:	PC
Voltage:	AC: 110-240V, 50/60Hz	IP Rating:	IP20
Rated Load:	Max.60W(E27)	Dimension:	Ø55.5 x 116.5mm
Detection Distance:	Max.6m (<24° C)		

Infrared Sensor

Max. **300W** VT-8004
4968

BOX QTY.

50

EAN Code
 3800230625830



Sensor Type:	Infrared	Time Delay:	*10sec±3sec-15min±2min
Colour:	White	Ambient Light:	*<3-2000LUX
Detection Range:	360°	Body Type:	PC
Voltage:	AC: 220-240V,50/60Hz	Detector:	Three
Rated Load:	Max.300W(LED)	IP Rating:	IP20
Detection Distance:	Max.12m (<24° C)		
	Dimension:	88 x 55mm	

**Adjustable*

NEW



Infrared Sensor

Max1200W VT-8048 EAN Code

1354

BOX QTY.

50

3800157624794



Sensor Type:	Infrared	Time Delay:	*Min.10sec±3sec-
Colour:	White		Max 7min±2min
Detection Range:	180°	Ambient Light:	*<3-2000LUX
Voltage:	AC:220-240V,50/60Hz	Body Type:	PC
Rated Load:	Max 1200w	IP Rating:	IP44
Detection Distance:	12m (<24° C)	Dimension:	86.4 x 60.4 x 98mm

MANUAL OVERRIDE FUNCTION:

1. Automatic Sensor Override Mode - Turn the switch OFF and ON within 3 Seconds, the sensor will be overridden and switched off. The light will work continuously and normally.(Make sure the automatic mode is switched ON before using this functionality)
2. Sensor Switch On - Turn the switch OFF for 20 seconds and switch it back ON. The sensor will restart and work as per the settings adjusted.
3. If the light is left idle for a longer period of time, the sensor will automatically switch back to automatic mode(Possible when the outside light reaches 100Lux)

NEW



Infrared Sensor

Max1200W VT-8049 EAN Code

1355

BOX QTY.

50

3800157624800



Sensor Type:	Infrared	Time Delay:	*Min.10sec±3sec-
Colour:	White		Max 15min±2min
Detection Range:	360°	Ambient Light:	*<3-2000LUX
Voltage:	AC:220-240V,50/60Hz	Body Type:	PC
Rated Load:	Max 1200w	IP Rating:	IP20
Detection Distance:	12m	Dimension:	Ø 88 x 55mm

MANUAL OVERRIDE FUNCTION:

1. Automatic Sensor Override Mode - Turn the switch OFF and ON within 3 Seconds, the sensor will be overridden and switched off. The light will work continuously and normally.(Make sure the automatic mode is switched ON before using this functionality)
2. Sensor Switch On - Turn the switch OFF for 20 seconds and switch it back ON. The sensor will restart and work as per the settings adjusted.
3. If the light is left idle for a longer period of time, the sensor will automatically switch back to automatic mode(Possible when the outside light reaches 100Lux)

NEW



Infrared Sensor

Max300W VT-8051

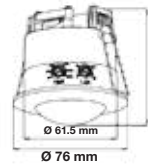
1356

BOX QTY.

50

EAN Code

3800157624817



75.6 mm

Sensor Type:	Infrared	Time Delay:	*Min.10sec±3sec-
Colour:	White		Max 15min±2min
Detection Range:	Max 6m(<24° C)	Ambient Light:	*<3-2000LUX
Voltage:	AC:220-240V,50/60Hz	Body Type:	PC
Rated Load:	Max 300w(LED)	IP Rating:	IP20
Detection Distance:	12m	Dimension:	Ø 76 x 75.6mm

MANUAL OVERRIDE FUNCTION:

1. Automatic Sensor Override Mode - Turn the switch OFF and ON within 3 Seconds, the sensor will be overridden and switched off. The light will work continuously and normally.(Make sure the automatic mode is switched ON before using this functionality)
2. Sensor Switch On - Turn the switch OFF for 20 seconds and switch it back ON. The sensor will restart and work as per the settings adjusted.
3. If the light is left idle for a longer period of time, the sensor will automatically switch back to automatic mode(Possible when the outside light reaches 100Lux)

NEW



Daylight Sensor

VT-8059

1369

EAN Code

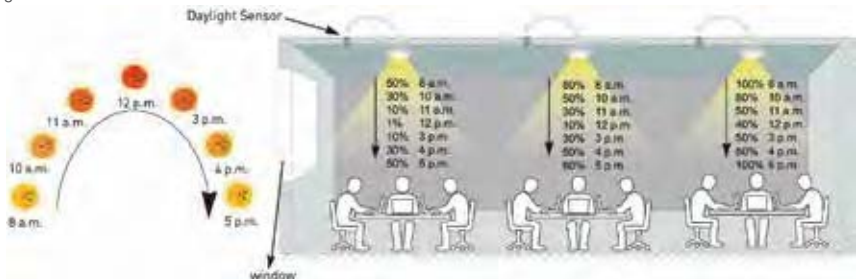
3800157625982

BOX QTY.

100

Colour:	white
Detection Range:	360°
Dimming Range:	1% - 100%
Voltage:	1-10V DC
Body Type:	plastic
IP Rating:	IP20

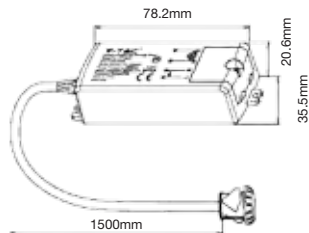
Daylight sensor supplies a simple and effective solution for daylight harvesting. Connecting to 1-10V Power source and using with LED dimmable driver. The illuminations level of lamps will get darker when ambient light gets brighter. When daylight is insufficient, the lamp will be in 100% Illumination level, and turns to 1% Level when daylight is sufficient enough, then gradually back to 100% level when it is getting darker.



Motion Sensors



On/Off via moving hand



Motion Sensor

Max. **200W** VT-8025
5084

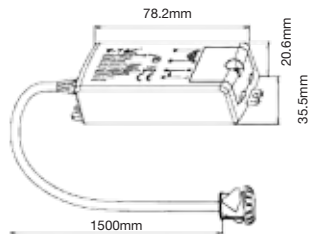
EAN Code
3800157608046

BOX QTY.
100

Sensor Type:	Infrared	Detection Distance:	5-6cm (<24°C)
Colour:	White	Body Type:	Plastic
Detection Range:	30°	Detector:	One
Voltage:	AC: 110-240V, 50/60Hz	IP Rating:	IP20
Rated Load:	Max.200W(LED)	Dimension:	35.5 x 78.2 x 20.6mm



On/Off via the opening
and closing of the door



Motion Sensor

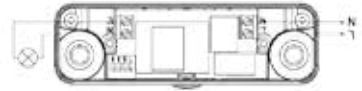
Max. **200W** VT-8026
5085

EAN Code
3800157608053

BOX QTY.
100

Sensor Type:	Infrared	Detection Distance:	5-6cm (<24°C)
Colour:	White	Body Type:	Plastic
Detection Range:	30°	Detector:	One
Voltage:	AC: 110-240V, 50/60Hz	IP Rating:	IP20
Rated Load:	Max.200W(LED)	Dimension:	35.5 x 78.2 x 18.7mm





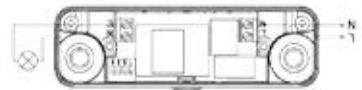
Microwave Sensor

Max. **200W** VT-8036
5571

EAN Code
3800157620246

BOX QTY.
100

Sensor Type:	Microwave	Time Delay:	*5sec±90sec-3min±20min
Colour:	White	Ambient Light:	*<25-2000LUX
Detection Range:	180°	Body Type:	PC
Voltage:	AC: 220-240V,50/60Hz	IP Rating:	IP65
Rated Load:	Max.200W	Dimension:	115 x 35 x25mm
Detection Distance:	5m /10m		



Microwave Sensor

Max. **200W** VT-8036
5572

EAN Code
3800157620253

BOX QTY.
100

Sensor Type:	Microwave	Time Delay:	*5sec±90sec-3min±20min
Colour:	Black	Ambient Light:	*<25-2000LUX
Detection Range:	180°	Body Type:	PC
Voltage:	AC: 220-240V,50/60Hz	IP Rating:	IP65
Rated Load:	Max.200W	Dimension:	115 x 35 x25mm
Detection Distance:	5m /10m		

**Adjustable*

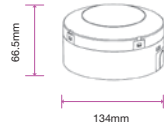


Housing for Microwave Sensor

VT-8021
5079

EAN Code
3800157606899

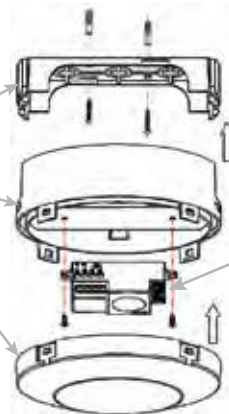
BOX QTY.
50



Sensor Type:	Microwave
Colour:	White
IP Rating:	IP65
Dimension:	Ø134 x 66.5mm



VT-8021



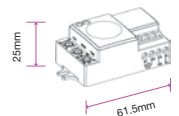
VT-8018

Microwave Sensor

Max. **300W** VT-8018
5078

BOX QTY.
100

EAN Code
3800157606882



Sensor Type:	Microwave	Time Delay:	*10sec±3sec-12min±1min
Colour:	White	Ambient Light:	*<3-2000LUX
Detection Range:	180/360°	Body Type:	Plastic
Voltage:	AC: 220-240V,50/60Hz	Detector:	One
Rated Load:	Max.300W (LED)	IP Rating:	IP20
Detection Distance:	*1-8m (radius)	Dimension:	61.5 x 37x 25 mm

**Adjustable*

Motion Sensors

IP44
RATED



Photocell Sensor

VT-8019

5081

BOX QTY.
100

EAN Code

3800157608015



Sensor Type:	Photocell	Ambient Light:	*<5-15LUX
Colour:	White	Body Type:	Plastic
Detection Range:	360°	Detector:	One
Voltage:	AC: 220-240V, 50/60Hz	IP Rating:	IP44
Rated Current:	6A	Dimension:	35.5 x 46 x 44.1mm

IP44
RATED



Infrared Sensor

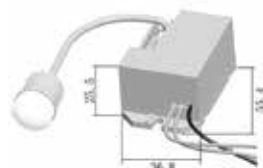
Max. **800W** VT-8022

5082

BOX QTY.
100

EAN Code

3800157608022



Sensor Type:	Infrared	Time Delay:	*5 sec to 8 min
Colour:	White	Ambient Light:	*10 Lux/2000 Lux
Detection Range:	120/360°	Body Type:	PC
Voltage:	AC: 220-240V , 50Hz	Detector:	Three
Rated Load:	Max.500/800W	IP Rating:	IP44
Detection Distance:	3m/6m(choice) (<24°C)	Dimension:	36.8 x 25.5 x 55.4mm

Microwave Sensor

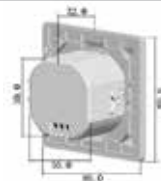
Max. **1200W** VT-8023

5083

BOX QTY.
100

EAN Code

3800157608039



Sensor Type:	Microwave	Time Delay:	*10Sec+3Sec to 12min+1min
Colour:	White	Ambient Light:	*<3-2000LUX
Detection Range:	180°	Body Type:	Plastic
Voltage:	AC: 220-240V, 50/60Hz	Detector:	One
Rated Load:	Max.1200W	IP Rating:	IP20
Detection Distance:	*5m - 15m	Dimension:	80 x 80 x 32mm

**Adjustable*

LED Table Lamps

Most cozy and favorite corners, always deserve comfortable lighting conditions. To cater to this need, we bring to you an exclusive range of LED table lamps. Designed with a touch of class, these lamps deliver very smooth lighting with suitable functions to set the right mood and ambiance.



Product Features

- Energy efficient ways of keeping it that way.
- Adjustable direction.
- Multiple functions like dimming, color changing.
- With USB charging functionality.
- Sleek and modern design.

Applications

Table lamps can be used in any space, though they are most often found in bedrooms, living rooms at home next to sofas, chairs or beds. It is also a good accessory to be a part of the office decor.



Silver

4W VT-1014

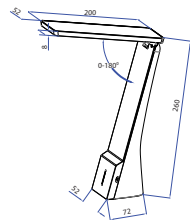
- 7098 {
 3000K Warm White
 4000K Day White
 5000K White

BOX QTY.

25

EAN Code

3800157616980



Voltage/Frequency:	AC: 100-240V, 50/60Hz	Beam Angle:	120°
Luminous Flux:	120lm	Color:	White + Silver
IP Rating:	IP20	Body Type:	ABS + PC + Aluminum
CRI:	> 80	Dimension:	200 x 50 x 263mm
PF:	>0.45		



Gold

4W VT-1014

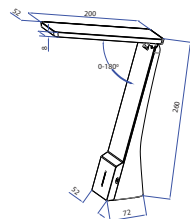
- 7099 {
 3000K Warm White
 4000K Day White
 5000K White

BOX QTY.

25

EAN Code

3800157616997



Voltage/Frequency:	AC: 100-240V, 50/60Hz	Beam Angle:	120°
Luminous Flux:	120lm	Color:	White + Gold
IP Rating:	IP20	Body Type:	ABS + PC + Aluminum
CRI:	> 80	Dimension:	200 x 50 x 263mm
PF:	>0.45		



Black

4W VT-1014

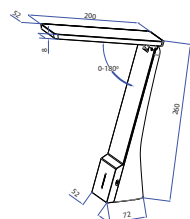
- 8500 {
 3000K Warm White
 4000K Day White
 5000K White

BOX QTY.

25

EAN Code

3800157617215



Voltage/Frequency:	AC: 100-240V, 50/60Hz	Beam Angle:	120°
Luminous Flux:	120lm	Color:	Black
IP Rating:	IP20	Body Type:	ABS + PC + Aluminum
CRI:	> 80	Dimension:	200 x 50 x 263mm
PF:	>0.45		

LED Table Lamps | Desk Lamp



Grey

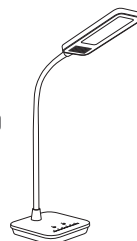
7W VT-1007D

7034 - 5000K White

EAN Code

3800157603836

BOX QTY.
08



Voltage/Frequency:	AC: 100-240V, 50/60Hz	PF:	>0.45
Luminous Flux:	400lm	Beam Angle:	120°
IP Rating:	IP20	Color:	Grey
CRI:	> 80	Body Type:	ABS
		Dimension:	330 x 130 x 380mm



Pink

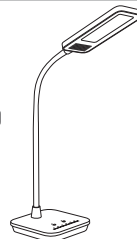
7W VT-1007D

7042 - 5000K White

EAN Code

3800157605311

BOX QTY.
08



Voltage/Frequency:	AC: 100-240V, 50/60Hz	PF:	>0.45
Luminous Flux:	400lm	Beam Angle:	120°
IP Rating:	IP20	Color:	Pink
CRI:	> 80	Body Type:	ABS
		Dimension:	330 x 130 x 380mm



Blue

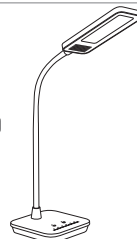
7W VT-1007D

7043 - 5000K White

EAN Code

3800157605328

BOX QTY.
08



Voltage/Frequency:	AC: 100-240V, 50/60Hz	PF:	>0.45
Luminous Flux:	400lm	Beam Angle:	120°
IP Rating:	IP20	Color:	Blue
CRI:	> 80	Body Type:	ABS
		Dimension:	330 x 130 x 380mm



Dimmable

White

7W VT-1009D

7039 { 3000K Warm White
4000K Day White
5000K White

BOX QTY.

09

EAN Code

3800157605281



Voltage/Frequency:	AC: 100-240V, 50/60Hz	Beam Angle:	120°
Luminous Flux:	650lm	Color:	Grey
IP Rating:	IP20	Body Type:	ABS + Aluminum
CRI:	> 80	Dimension:	240 x 396 x 180mm
PF:	>0.45		



Dimmable

Black and White

7W VT-1009D

7040 { 3000K Warm White
4000K Day White
5000K White

BOX QTY.

09

EAN Code

3800157605298



Voltage/Frequency:	AC: 100-240V, 50/60Hz	Beam Angle:	120°
Luminous Flux:	650lm	Color:	Black + White
IP Rating:	IP20	Body Type:	ABS + Aluminum
CRI:	> 80	Dimension:	240 x 396 x 180mm
PF:	>0.45		



Dimmable

White with Silver

10W VT-1010D

7033 { 3000K Warm White
4000K Day White
5000K White

EAN Code

3800157603829

Voltage/Frequency:	AC: 100-240V, 50/60Hz	Beam Angle:	120°
Luminous Flux:	700lm	Color:	White with Silver
IP Rating:	IP20	Body Type:	ABS + Aluminum
CRI:	> 80	Dimension:	325 x 425 x 205mm
PF:	>0.45		



Touch Control



6 Steps Dimming



1 hour timer



Eye Protection



Anti-radiation

BOX QTY.

12





White

7W VT-1008D

7035 - 5000K White

BOX QTY.

16

EAN Code

3800157603843

Voltage/Frequency:	AC: 100-240V, 50/60Hz	PF:	>0.45
Luminous Flux:	400lm	Beam Angle:	120°
IP Rating:	IP20	Color:	White
CRI:	> 80	Body Type:	ABS
		Dimension:	170 x 352 x 113mm



White

5W VT-1015

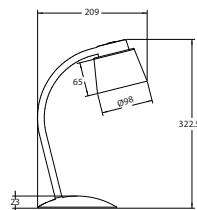
7051 - 4000K Day White

BOX QTY.

06

EAN Code

3800157610650



Voltage/Frequency:	AC: 100-240V, 50/60Hz	PF:	>0.45
Luminous Flux:	360lm	Beam Angle:	90°
IP Rating:	IP20	Color:	White
CRI:	> 80	Body Type:	ABS + Metal
		Dimension:	210 x 136 x 32mm



Black

5W VT-1015

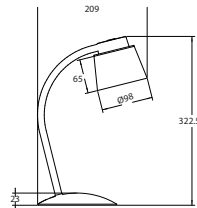
7052 - 4000K Day White

BOX QTY.

06

EAN Code

3800157610667



Voltage/Frequency:	AC: 100-240V, 50/60Hz	PF:	>0.45
Luminous Flux:	360lm	Beam Angle:	90°
IP Rating:	IP20	Color:	Black
CRI:	> 80	Body Type:	ABS + Metal
		Dimension:	210 x 136 x 32mm

NEW



White

5.5W VT-1046

8514 - 3000K Warm White
8515 - 4000K White

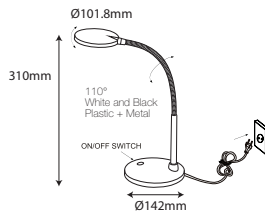
BOX QTY.

50

EAN Code

3800157627245

3800157627252



Voltage/Frequency:	AC:100-240V, 50/60Hz	Beam Angle:	110°
Luminous Flux:	420lm	Color:	White and Black
IP Rating:	IP20	Body Type:	Plastic + Metal
CRI:	> 80	Dimension:	142 x 101.8 x 310mm
PF:	>0.5		



White

7W VT-1017

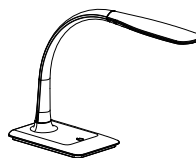
7053 - 4000K Day White

BOX QTY.

12

EAN Code

3800157610674



Voltage/Frequency:	AC: 100-240V, 50/60Hz	Beam Angle:	120°
Luminous Flux:	420lm	Color:	White
IP Rating:	IP20	Body Type:	ABS + Metal
CRI:	> 80	Dimension:	376 x 166 x 270mm
PF:	>0.45		



Black

7W VT-1017

7054 - 4000K Day White

BOX QTY.

12

EAN Code

3800157610681



Voltage/Frequency:	AC:100-240V,50/60Hz	Beam Angle:	120°
Luminous Flux:	420lm	Color:	Black
IP Rating:	IP20	Body Type:	ABS + Metal
CRI:	>80	Dimension:	376 x 166 x 270mm
PF:	>0.45		

NEW



Green Glass Cover

VT-7151

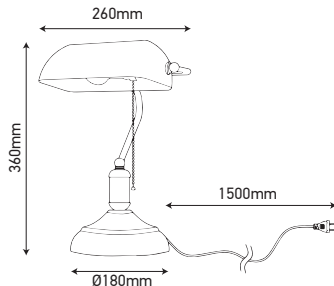
EAN Code

3912

3800157626071

Material: Glass + Metal

BOX QTY.
 06



NEW



Blue Glass Cover

VT-7151

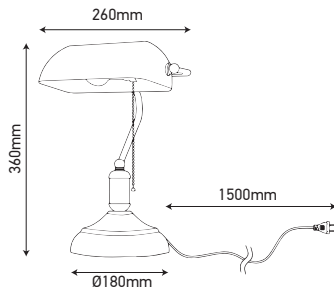
EAN Code

3913

3800157626088

Material: Glass + Metal

BOX QTY.
 06



NEW



Gold Glass Cover

VT-7151

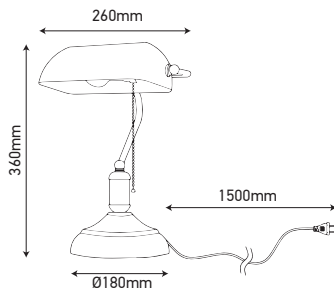
EAN Code

3914

3800157626095

Material: Glass + Metal

BOX QTY.
 06

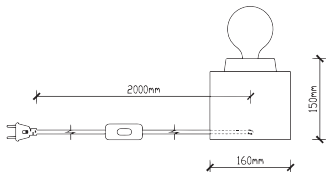




VT-7160

SKU: 3851
EAN Code: 3800157619004
Material: Concrete
Size: 160 x 150 x 2000mm

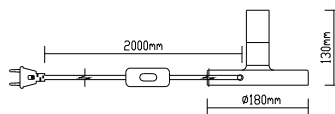
BOX QTY.
04



VT-7171

SKU: 3852
EAN Code: 3800157619011
Material: Concrete
Size: 180 x 130 x 2000mm

BOX QTY.
08



Matt White
6W VT-1012
7050

BOX QTY.
30
EAN Code
 3800157610469



Voltage/Frequency:	AC:100-240V,50/60Hz	Beam Angle:	360°
Luminous Flux:	230lm	Color:	Matt White
IP Rating:	IP20	Body Type:	ACRYLIC + ABS
CRI:	>80	Dimension:	Ø110 x 173mm
PF:	>0.45		



Purple

5W VT-1035

8501 4000K

BOX QTY.

06

EAN Code

3800157620345



Watts:	5W	PF:	>0.4
Voltage/Frequency:	AC:100-240V,50/60Hz	Beam Angle:	90°
Luminous Flux:	300lm	Color:	Chrome + Purple
IP Rating:	IP20	Body Type:	PC + Metal
CRI:	>80	Dimension:	Ø150 x233mm



Purple Wall Lamp

7W VT-1036

8504 4000K

BOX QTY.

09

EAN Code

3800157620376



Watts:	7W	PF:	>0.4
Voltage/Frequency:	AC:100-240V,50/60Hz	Beam Angle:	90°
Luminous Flux:	360lm	Color:	Chrome + Purple
IP Rating:	IP20	Body Type:	PC + Metal
CRI:	>80	Dimension:	Ø150 x151 x1241mm



White
5W VT-1035
8502 4000K

BOX QTY.
 **06**

EAN Code
 3800157620352



Watts:	5W	PF:	>0.4
Voltage/Frequency:	AC:100-240V,50/60Hz	Beam Angle:	90°
Luminous Flux:	300lm	Color:	Chrome + White
IP Rating:	IP20	Body Type:	PC + Metal
CRI:	>80	Dimension:	Ø150 x233mm



White Wall Lamp
7W VT-1036
8505 4000K

BOX QTY.
 **09**

EAN Code
 3800157620383



Watts:	7W	PF:	>0.4
Voltage/Frequency:	AC:100-240V,50/60Hz	Beam Angle:	90°
Luminous Flux:	360lm	Color:	Chrome + White
IP Rating:	IP20	Body Type:	PC + Metal
CRI:	>80	Dimension:	Ø150 x151 x1241mm



BLUE

5W VT-1035

8503 4000K

BOX QTY.

06

EAN Code

3800157620369



TOUCH DIMMING



Watts:	5W	PF:	>0.4
Voltage/Frequency:	AC:100-240V,50/60Hz	Beam Angle:	90°
Luminous Flux:	300lm	Color:	Chrome + Blue
IP Rating:	IP20	Body Type:	PC + Metal
CRI:	>80	Dimension:	Ø150 x233mm



BLUE Wall Lamp

7W VT-1036

8506 4000K

BOX QTY.

09

EAN Code

3800157620390



Watts:	7W	PF:	>0.4
Voltage/Frequency:	AC:100-240V,50/60Hz	Beam Angle:	90°
Luminous Flux:	360lm	Color:	Chrome + Blue
IP Rating:	IP20	Body Type:	PC + Metal
CRI:	>80	Dimension:	Ø150 x151 x1241mm



Silver

Max. **60W** VT-7500
7056

BOX QTY.
 **04**

EAN Code
 3800157610704



Max. Watts:	60W	Color:	White
Voltage/Frequency:	AC:220-240V,50Hz	Body Type:	ABS + Metal
Holder:	E27	Dimension:	Ø250 x H1800mm
IP Rating:	IP20		

Black

Max. **60W** VT-7500
7055

BOX QTY.
 **04**

EAN Code
 3800157610698



Max. Watts:	60W	Color:	Black
Voltage/Frequency:	AC:220-240V,50Hz	Body Type:	ABS + Metal
Holder:	E27	Dimension:	Ø250 x H1800mm
IP Rating:	IP20		



White

Max. **60W** VT-7600

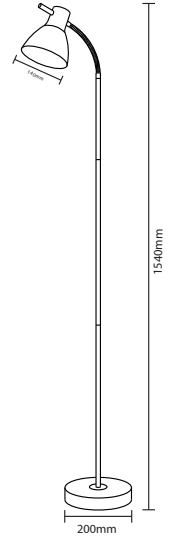
3704 Floor Lamp

BOX QTY.
 **04**

EAN Code

3800157610773

Max. Watts:	60W
Voltage/Frequency:	AC:220-240V,50Hz
Holder:	E27
IP Rating:	IP20
Color:	White
Body Type:	Aluminum + Glass



Black

Max. **60W** VT-7600

3703 Floor Lamp

BOX QTY.
 **04**

EAN Code

3800157610766

Max. Watts:	60W
Voltage/Frequency:	AC:220-240V,50Hz
Holder:	E27
IP Rating:	IP20
Color:	Matt Black
Body Type:	Aluminum + Glass





White

7W VT-7700

8507 - 4000K Day White

Built In **LED**


BOX QTY.

03

EAN Code

3800157620406

Watts:	7W
Voltage/Frequency:	AC: 100-240V, 50/60Hz
Luminous Flux:	420lm
IP Rating:	IP20
CRI:	> 80
PF:	>0.5
Beam Angle:	120°
Color:	White
Body Type:	ABS + Metal



Black

7W VT-7700

8508 - 4000K Day White

Built In **LED**


BOX QTY.

03

EAN Code

3800157620413

Watts:	7W
Voltage/Frequency:	AC:100-240V,50/60Hz
Luminous Flux:	420lm
IP Rating:	IP20
CRI:	>80
PF:	>0.5
Beam Angle:	120°
Color:	Black
Body Type:	ABS + Metal









LED Innovative Lights

An Innovative and sustainable way of lighting up your outdoors. LED Solar Outdoor lights can function for up to 24 hours, with just 6-7 hours charging during the day. Inbuilt sensors allow these outdoor lamps to light up upon detection of movement.



Product Features

-  ZERO Electricity Cost
-  PIR Detective
-  Outdoor

-  Solar Powered
-  Light on/off automatically
-  Cordless

Applications

Suitable for Outdoor and Indoor Lighting

LED Solar Lights

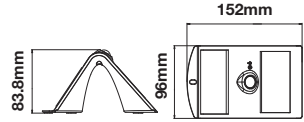
White

1.5W VT-767

3000K Warm White } 7096
4000K Day White }

BOX QTY.
20

EAN Code
3800157616966



IP65
RATED

Watts:	1.5W	Sensing Range:	2-6 mtrs
Voltage:	3.7V Lithium Battery 1200mA	Charging Time:	6-7 hrs Sunlight Charging
Lumens:	200lm	Working Time:	Min 8 hrs and Max 24 hrs
Color:	4000K + 3000K	Protection Rating:	IP65
No. of LED:	10pcs (Front 8pcs, Back 2 pcs)	Material:	High quality Mono crystal Silicon
Detecting Angle:	120°	Dimension:	152 x 96 x 83.8mm



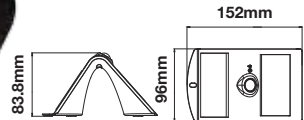
Black

1.5W VT-767

3000K Warm White } 7097
4000K Day White }

BOX QTY.
20

EAN Code
3800157616973



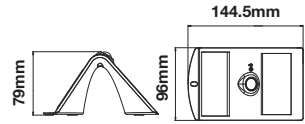
IP65
RATED

Watts:	1.5W	Sensing Range:	2-6 mtrs
Voltage:	3.7V Lithium Battery 1200mA	Charging Time:	6-7 hrs Sunlight Charging
Lumens:	200lm	Working Time:	Min 8 hrs and Max 24 hrs
Color:	4000K + 3000K	Protection Rating:	IP65
No. of LED:	10pcs (Front 8pcs, Back 2 pcs)	Material:	High quality Mono crystal Silicon
Detecting Angle:	120°	Dimension:	152 x 96 x 83.8mm

LED Solar Lights

White
1.5W VT-767-2
 8276 - 4000K Day White

BOX QTY.
 **20**
 EAN Code
 3800157627931

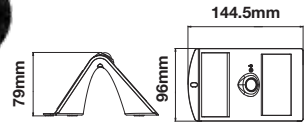


Watts:	1.5W	Sensing Range:	2-6 mtrs
Voltage:	3.7V Lithium Battery 1200mA	Charging Time:	6-7 hrs Sunlight Charging
Lumens:	220lm	Working Time:	Min 5-8 hrs and Max 24 hrs
Color:	4000K	Protection Rating:	IP65
No. of LED:	14pcs (Front 12pcs, Back 2 pcs)	Material:	ABS+PC
Detecting Angle:	120°	Dimension:	144.5 x 96 x 79 mm



Black
1.5W VT-767-2
 8277 - 4000K Day White

BOX QTY.
 **20**
 EAN Code
 3800157627948



Watts:	1.5W	Sensing Range:	2-6 mtrs
Voltage:	3.7V Lithium Battery 1200mA	Charging Time:	6-7 hrs Sunlight Charging
Lumens:	220lm	Working Time:	Min 5-8 hrs and Max 24 hrs
Color:	4000K	Protection Rating:	IP65
No. of LED:	14pcs (Front 12pcs, Back 2 pcs)	Material:	ABS+PC
Detecting Angle:	120°	Dimension:	144.5 x 96 x 79 mm

LED Solar Lights

White & Grey

2W VT-718

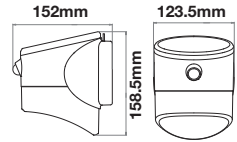
9853 - 3000K Warm White
 9854 - 4000K Day White
 9852 - 6000K White

BOX QTY.

 12

EAN Code

3800157622806
 3800157622813
 3800157622790



Watts:	2W	Charging Time:	6-7 hrs Sunlight Charging
Lumens:	200lm	Working Time:	Min 5-8 hrs and Max 24 hrs
Color:	3000K , 4000K , 6000K	Protection Rating:	IP65
No. of LED:	18pcs (SMD 2835)	Material:	ABS + PC
Voltage:	3.7V Lithium Battery 1200 mAh	Size:	152 x 158.5x 123.5mm
Detecting Angle:	120°	Housing color:	White + Grey
Sensing Range:	2-6 mtrs		



White & Black

3W VT-768

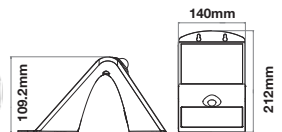
3000K Warm White } 7523
 4000K Day White }

BOX QTY.

 20

EAN Code

3800157619363



Watts:	3W	Sensing Range:	2-6 mtrs
Voltage:	3.7V Lithium Battery 2000mAh	Charging Time:	6-7 hrs Sunlight Charging
Lumens:	400lm	Working Time:	Min 5-8 hrs and Max 24 hrs
Color:	4000K + 3000K	Protection Rating:	IP65
No. of LED:	30pcs (Front 28pcs, Back 2 pcs)	Material:	ABS + PC
Detecting Angle:	60°	Dimension:	140 x 212 x 109.2

LED Solar Lights

White & Black

6.8W VT-767-7

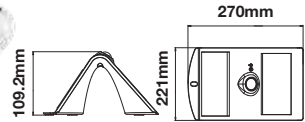
8278 - 4000K Day White

BOX QTY.

20

EAN Code

3800157627955



IP65
RATED

Watts:	6.8W	Sensing Range::	2-6 mtrs
Voltage:	3.7V Lithium Battery 1200mA	Charging Time:	6-7 hrs Sunlight Charging
Lumens:	800lm	Working Time:	Mode A: 5 hours, Mode B: 2-3 nights
Color:	4000K		Mode C: 3-4 nights
No. of LED:	60pcs (Front 56pcs, Back 4 pcs)	Protection Rating:	IP65
Detecting Angle:	120°	Material:	ABS+PC
		Dimension:	270 x 221 x 109.2 mm



Black

6.8W VT-767-7

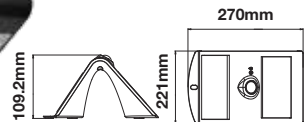
8279 - 4000K Day White

BOX QTY.

20

EAN Code

3800157627962



IP65
RATED

Watts:	6.8W	Sensing Range:	2-6 mtrs
Voltage:	3.7V Lithium Battery 1200mA	Charging Time:	6-7 hrs Sunlight Charging
Lumens:	800lm	Working Time:	Mode A: 5 hours, Mode B: 2-3 nights
Color:	4000K		Mode C: 3-4 nights
No. of LED:	60pcs (Front 56pcs, Back 4 pcs)	Protection Rating:	IP65
Detecting Angle:	120°	Material:	ABS+PC
		Dimension:	270 x 221 x 109.2 mm

Wireless Lights Switch Kit

Introducing the next generation self powered wireless switch, functions using RF receiver making it a hassle free experience. Offering a push button feature and a control distance up to 30 meters.



No Wiring



Wireless



Battery Free



Battery Free Wireless One Gang Switch Set

VT-541

EAN Code

BOX QTY.
50

8229

3800157624336

Switch

Working Type: **Push -Button**

Power Mode: **Self Powered**

Control Distance: **Up to 30 meters**

Switch Lifetime: **>200,000**

Operating Temp: **-5~40°C**

Humidity: **0-95%RH**

Dimensions: **Ø70X15.5mm**

IP Rating: **IP20**

Receiver

Input Voltage: **AC:200-265V,50/60Hz**

Load Power: **Max 200W**

Controller: **RF Receiver**

Dimensions: **D:48x25mm**

Switch Mounting Base

VT-540

EAN Code

BOX QTY.
200

8231

3800157624336

Dimensions: **86 x 86 x 11mm**




No Wiring



Wireless



Battery Free



Battery Free Wireless Two Gang Switch Set

VT-542

EAN Code

BOX QTY.

8230

3800157624343

20

Switch

Working Type: **Push -Button**

Power Mode: **Self Powered**

Control Distance: **Up to 30 meters**

Switch Lifetime: **>200,000**

Operating Temp: **-5~40°C**

Humidity: **0-95%RH**

Dimensions: **Ø70X15.5mm**

IP Rating: **IP20**

Receiver

Input Voltage: **AC:200-265V,50/60Hz**

Load Power: **Max 200W**

Controller: **RF Receiver**

Dimensions: **D:48x25mm**

Switch Mounting Base

VT-540

EAN Code

BOX QTY.

8231

3800157624336

200

Dimensions: **86 x 86 x 11mm**



LED Outdoor Lights

Transform the exteriors of a Building or a Garden into a Beautiful piece of Architecture. Simultaneously help navigate obstacles at night, prevent accidents and provide security.



Product Features

- Perfect replacement for traditional fittings as they are more flexible & efficient
- Work perfectly in extreme temperatures from -20° to $+45^{\circ}$ without any adverse effects
- Specifically designed for Outdoor use
- IP65/67 Protection Rating to ensure safety
- Low Maintenance
- Outstanding Colour options and settings

Applications

Used for Gardens, Outdoor Residential Areas, Walkways & Passages, Driveways, Fountains, Lawns, Entrance, Patio or Terrace and similar environments



MOTION
PIR
SENSOR

BOX QTY.

24



UP
AND
DOWN

LIGHTS

MOTION
PIR
SENSOR

BOX QTY.

12

Wall Fixtures

Model No:	VT-7621 PIR Sensor	VT-7622 PIR Sensor
SKU:	7502	7503
Type:	Wall	Wall
Holder:	GU10	2 x GU10
Material:	Stainless Steel	Stainless Steel
Color of Fixture:	Stainless Steel Brush	Stainless Steel Brush
IP Rating:	IP44	IP44
Dimension:	Ø110 x 67 x 163mm	Ø110 x 67 x 220mm
EAN Code:	3800157617611	3800157617628



BOX QTY.

24



UP
AND
DOWN


LIGHTS

BOX QTY.

16

Wall Fixtures

Model No:	VT-7621	VT-7622
SKU:	7501	7500
Type:	Wall	Wall
Holder:	GU10	2 x GU10
Material:	Stainless Steel	Stainless Steel
Color of Fixture:	Stainless Steel Brush	Stainless Steel Brush
IP Rating:	IP44	IP44
Dimension:	Ø93 x 85 x 118mm	Ø93 x 85 x 163mm
EAN Code:	3800157617604	3800157617598



Wall Fixtures

Model No:	VT-7632	VT-7631
SKU:	7504	7505
Type:	Wall	Wall
Holder:	2 x GU10	GU10
Material:	Stainless Steel	Stainless Steel
Color of Fixture:	Stainless Steel Brush	Stainless Steel Brush
IP Rating:	IP44	IP44
Dimension:	Ø110 x 60 x 178mm	Ø110 x 60 x 125mm
EAN Code:	3800157617635	3800157617642



Wall Fixtures

Model No:	VT-7641	VT-7642
SKU:	7506	7507
Type:	Wall	Wall
Holder:	GU10	2 x GU10
Material:	Stainless Steel	Stainless Steel
Color of Fixture:	Stainless Steel Brush	Stainless Steel Brush
IP Rating:	IP44	IP44
Dimension:	Ø105 x 76 x 118mm	Ø105 x 76 x 207mm
EAN Code:	3800157617659	3800157617666





BOX QTY.
24



BOX QTY.
24

Wall Fixtures

Model No:	VT-7651	VT-7651
SKU:	7508	7510
Type:	Wall	Wall
Holder:	GU10	GU10
Material:	Aluminium	Aluminium
Color of Fixture:	Black	Black
IP Rating:	IP44	IP44
Dimension:	Ø92 x 68 x 80mm	Ø92 x 68 x 80mm
EAN Code:	3800157617673	3800157617697

UP
AND
DOWN

LIGHTS



BOX QTY.
16

UP
AND
DOWN

LIGHTS



BOX QTY.
16

UP
AND
DOWN

LIGHTS



BOX QTY.
12

Wall Fixtures

Model No:	VT-7652	VT-7652	VT-7662
SKU:	7509	7511	7512
Type:	Wall	Wall	Wall
Holder:	2 x GU10	2 x GU10	2 x GU10
Material:	Aluminium	Aluminium	Stainless Steel
Color of Fixture:	Black	Black	Black
IP Rating:	IP44	IP44	IP44
Dimension:	Ø92 x 68 x 150mm	Ø92 x 68 x 150mm	85 x 87 x 250mm
EAN Code:	3800157617680	3800157617703	3800157617710

LED Outdoor Lights | Fixtures



BOX QTY.
20



BOX QTY.
24



BOX QTY.
24

Underground Fixtures

Model No:	VT-721 UG	VT-7677	VT-7677
SKU:	4791	7515	7516
Type:	Underground	Underground	Underground
Holder:	GU10	GU10	GU10
Material:	Aluminum, 304SS, Glass	Stainless Steel	Stainless Steel
Color of Fixture:	Black Lamp Body	Black	Black
IP Rating:	IP65	IP65	IP65
Dimension:	101 x 109 x 145mm	Ø110 x 110 x 120mm	110 x 110 x 120mm
EAN Code:	3800230625267	3800157617741	3800157617758



BOX QTY.
12



BOX QTY.
08

Garden Spikes

Model No:	VT-769	VT-770
SKU:	7517	7518
Type:	Garden Spike	Garden Spike
Holder:	GU10	GU10
Material:	Aluminium	Stainless Steel
Color of Fixture:	Black	Silver
IP Rating:	IP44	IP44
Dimension:	95 x 95 x 335mm	60 x 60 x 420mm
EAN Code:	3800157617765	3800157617772

Garden Lamps

Led's presents an elegant series of garden lighting- allowing your garden to glow in style when the sun goes down. Step outside with our wide range of contemporary outdoor lighting and decorate your pathways, walls, floors and ceilings with our modern designs.



Product Features

- Traditional Garden Lamps designed to fit the Modern day requirements
- Available in different designs, shapes and sizes
- Waterproof Lamps available in series of IP rating from IP 44 to IP 66
- Easy installation
- Applicable with GU10 -E27 base lights
- Suitable for Walls, Floor, Pathways and Ceiling Lights

Applications

Suitable for Outdoor Lighting



Wall Lamp

VT-745

EAN Code

BOX QTY.

7064

3800157614399



12

Voltage: **AC: 220-240V**

Max. Watts: **40W**


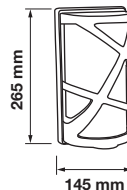
IP Rating: **IP54**

Holder: **E27**

Color of Fixture: **Matt Black**

Body Type: **Aluminium + Glass**

Size: **145 x 265mm**



Wall Lamp

VT-745

EAN Code

BOX QTY.

7065

3800157614405



12

Voltage: **AC: 220-240V**

Max. Watts: **40W**

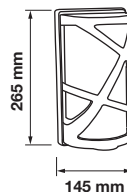
IP Rating: **IP54**

Holder: **E27**

Color of Fixture: **Dark Grey**

Body Type: **Aluminium + Glass**

Size: **145 x 265mm**





Wall Lamp

VT-754

EAN Code

BOX QTY.

7077

3800157616300

 10

Voltage: **AC: 220-240V**

Max.Watts: **40W**

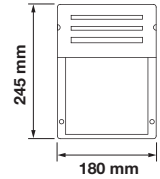
IP Rating: **IP44**

Holder: **E27**

Color of Fixture: **White**

Body Type: **Aluminium + Glass**

Size: **245 x 180 x 93mm**



Wall Lamp

VT-754

EAN Code

BOX QTY.

7076

3800157616294

 10

Voltage: **AC: 220-240V**

Max.Watts: **40W**

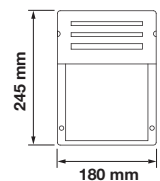
IP Rating: **IP44**

Holder: **E27**

Color of Fixture: **Black**

Body Type: **Aluminium + Glass**

Size: **245 x 180 x 93mm**



Garden Lamps

Wall Lamp



VT-7670

7513

EAN Code

3800157617727

BOX QTY.



12

Voltage: **AC: 220-240V**

Max.Watts: **14W**

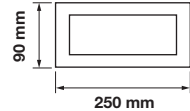
IP Rating: **IP44**

Holder: **E27**

Color of Fixture: **White**

Body Type: **Stainless Steel + PC**

Size: **250 x 90 x 100mm**



Wall Lamp



VT-7680

7514

EAN Code

3800157617734

BOX QTY.



12

Voltage: **AC: 220-240V**

Max.Watts: **14W**

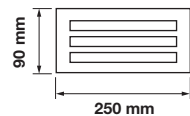
IP Rating: **IP44**

Holder: **E27**

Color of Fixture: **White**

Body Type: **Stainless Steel + PC**

Size: **250 x 90 x 100mm**





Wall Lamp

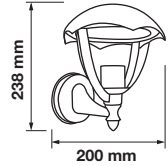
VT-730

EAN Code

7046

3800157610391

Voltage:	AC: 220-240V
Max.Watts:	40W
IP Rating:	IP44
Holder:	E27
Color of Fixture:	Black
Body Type:	Aluminum + Glass
Size:	200 x 238mm



Wall Lamp

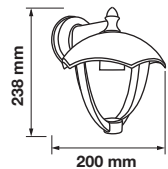
VT-731

EAN Code

7047

3800157610407

Voltage:	AC: 220-240V
Max.Watts:	40W
IP Rating:	IP44
Holder:	E27
Color of Fixture:	Black
Body Type:	Aluminum + Glass
Size:	200 x 238mm



NEW



Wall Lamp

VT-852

EAN Code

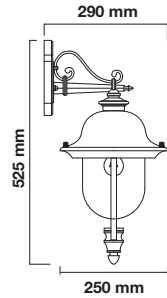
BOX QTY.

7531

3800157630078

 **06**

Voltage:	AC: 220-240V
Max.Watts:	60W
IP Rating:	IP44
Holder:	E27
Color of Fixture:	Matt Black
Body Type:	Aluminum + PC
Size:	290 x 250 x 525 mm



NEW



Wall Lamp

VT-731

EAN Code

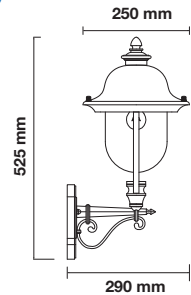
BOX QTY.

7532

3800157630085

 **06**

Voltage:	AC: 220-240V
Max.Watts:	60W
IP Rating:	IP44
Holder:	E27
Color of Fixture:	Matt Black
Body Type:	Aluminum + PC
Size:	290 x 250 x 525 mm





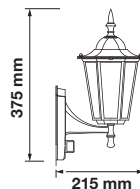
Wall Lamp

VT-751
7070

EAN Code
3800157616232

BOX QTY.
 10

Voltage:	AC: 220-240V
Max.Watts:	40W
IP Rating:	IP44
Holder:	E27
Color of Fixture:	Black
Body Type:	Aluminium + Glass
Size:	215 x375 x 170mm



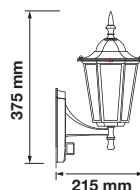
Wall Lamp

VT-751
7071

EAN Code
3800157616249

BOX QTY.
 10

Voltage:	AC: 220-240V
Max.Watts:	40W
IP Rating:	IP44
Holder:	E27
Color of Fixture:	White
Body Type:	Aluminium + Glass
Size:	215 x375 x 170mm



Wall Lamp



VT-749

EAN Code

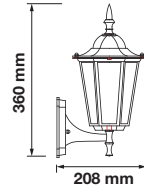
BOX QTY.

7066

3800157616195

 10

Voltage:	AC: 220-240V
Max.Watts:	40W
IP Rating:	IP44
Holder:	E27
Color of Fixture:	Black
Body Type:	Aluminium + Glass
Size:	208 x 360 x170 mm



Wall Lamp



VT-749

EAN Code

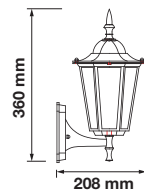
BOX QTY.

7067

3800157616201

 10

Voltage:	AC: 220-240V
Max.Watts:	40W
IP Rating:	IP44
Holder:	E27
Color of Fixture:	White
Body Type:	Aluminium + Glass
Size:	208 x 360 x170 mm





Wall Lamp

VT-750

EAN Code

BOX QTY.

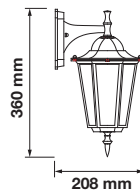
7068

3800157616218



10

Voltage:	AC: 220-240V
Max.Watts:	40W
IP Rating:	IP44
Holder:	E27
Color of Fixture:	Black
Body Type:	Aluminium + Glass
Size:	208 x 360 x170 mm



Wall Lamp

VT-750

EAN Code

BOX QTY.

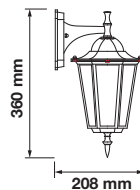
7069

3800157616225



10

Voltage:	AC: 220-240V
Max.Watts:	40W
IP Rating:	IP44
Holder:	E27
Color of Fixture:	White
Body Type:	Aluminium + Glass
Size:	208 x 360 x170 mm





Wall Lamp - Short up

VT-760

EAN Code

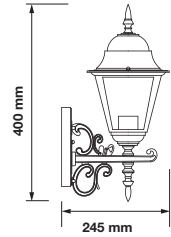
BOX QTY.

7519

3800157617789

 12

Voltage:	AC: 220-240V
Max.Watts:	60W
IP Rating:	IP44
Holder:	E27
Color of Fixture:	Matt Black
Body Type:	Aluminium + Glass
Size:	225 x 400 x 148mm



Wall Lamp - Short up

VT-760

EAN Code

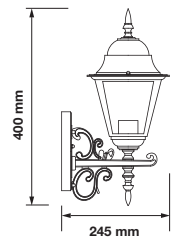
BOX QTY.

7520

3800157617796

 12

Voltage:	AC: 220-240V
Max.Watts:	60W
IP Rating:	IP44
Holder:	E27
Color of Fixture:	Matt White
Body Type:	Aluminium + Glass
Size:	225 x 400 x 148mm





Wall Lamp - Long up

VT-761

EAN Code

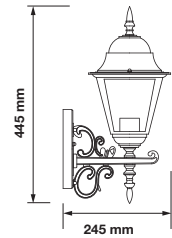
BOX QTY.

7521

3800157617802

 08

Voltage:	AC: 220-240V
Max.Watts:	60W
IP Rating:	IP44
Holder:	E27
Color of Fixture:	Matt Black
Body Type:	Aluminium + Glass
Size:	245 x 445 x 185mm



Wall Lamp - Long up

VT-761

EAN Code

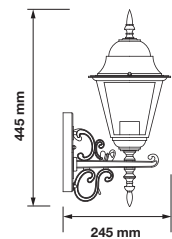
BOX QTY.

7522

3800157617819

 08

Voltage:	AC: 220-240V
Max.Watts:	60W
IP Rating:	IP44
Holder:	E27
Color of Fixture:	Matt White
Body Type:	Aluminium + Glass
Size:	245 x 445 x 185mm



Garden Lamps



Ceiling Lamp

VT-752

EAN Code

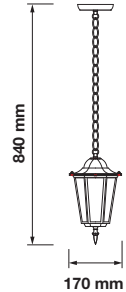
BOX QTY.

7072

3800157616256

 10

Voltage:	AC: 220-240V
Max.Watts:	40W
IP Rating:	IP44
Holder:	E27
Color of Fixture:	Black
Body Type:	Aluminium + Glass
Size:	170 x 170 x 840mm



Ceiling Lamp

VT-752

EAN Code

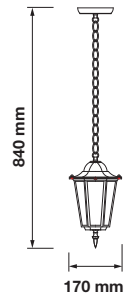
BOX QTY.

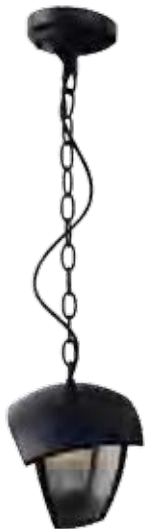
7073

3800157616263

 10

Voltage:	AC: 220-240V
Max.Watts:	40W
IP Rating:	IP44
Holder:	E27
Color of Fixture:	White
Body Type:	Aluminium + Glass
Size:	170 x 170 x 840mm





Ceiling Lamp

VT-735

EAN Code

BOX QTY.

7058

3800157612616

 **01**

Voltage: **AC: 220-240V**

Max.Watts: **60W**

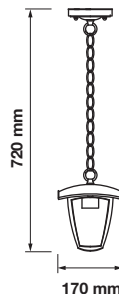
IP Rating: **IP44**

Holder: **E27**

Color of Fixture: **Black**

Body Type: **Aluminum + Glass**

Size: **170 x 720mm**



Stand Lamp

VT-736

EAN Code

BOX QTY.

7059

3800157612623

 **10**

Voltage: **AC: 220-240V**

Max.Watts: **60W**

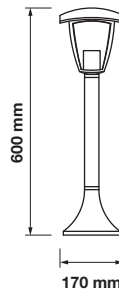
IP Rating: **IP44**

Holder: **E27**

Color of Fixture: **Black**

Body Type: **Aluminum + Glass**

Size: **170 x 600mm**



Garden Lamps

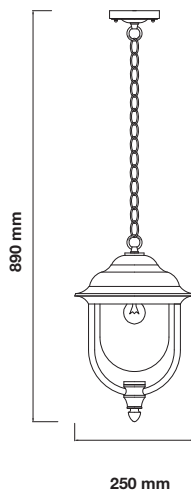
NEW



Ceiling Lamp

VT-850 EAN Code
7529 3800157630054

Voltage:	AC: 220-240V
Max.Watts:	60W
IP Rating:	IP44
Holder:	E27
Color of Fixture:	Matt Black
Body Type:	Aluminum + PC
Size:	250 x 250 x 890 mm



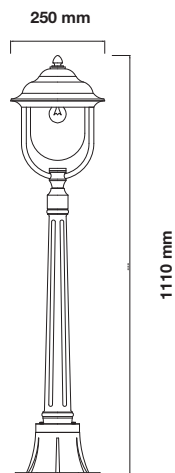
NEW



Stand Lamp

VT-851 EAN Code
7530 3800157630061

Voltage:	AC: 220-240V
Max.Watts:	60W
IP Rating:	IP44
Holder:	E27
Color of Fixture:	Matt Black
Body Type:	Aluminum + PC
Size:	250 x 250 x 1110 mm



Garden Lamps



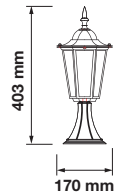
Stand Lamp

VT-753
7074

EAN Code
3800157616270

BOX QTY.
10

Voltage:	AC: 220-240V
Max.Watts:	40W
IP Rating:	IP44
Holder:	E27
Color of Fixture:	Black
Body Type:	Aluminium + Glass
Size:	170 x 170 x 403mm



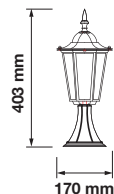
Stand Lamp

VT-753
7075

EAN Code
3800157616287

BOX QTY.
10

Voltage:	AC: 220-240V
Max.Watts:	40W
IP Rating:	IP44
Holder:	E27
Color of Fixture:	White
Body Type:	Aluminium + Glass
Size:	170 x 170 x 403mm



Stand Lamp

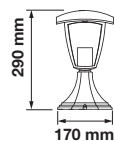
VT-734
7077

EAN Code
3800157612609

BOX QTY.
10

IP65
RATED

Voltage:	AC: 220-240V
Max.Watts:	60W
IP Rating:	IP65
Holder:	E27
Color of Fixture:	Black
Body Type:	Aluminum + Glass
Size:	170 x 290mm





Stand Lamp

VT-737

EAN Code

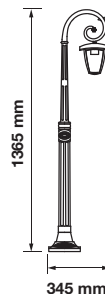
BOX QTY.

7060

3800157612630



Voltage:	AC: 220-240V
Max.Watts:	60W
IP Rating:	IP44
Holder:	E27
Color of Fixture:	Black
Body Type:	Aluminum + Glass
Size:	345 x 1365mm



Stand Lamp

VT-738

EAN Code

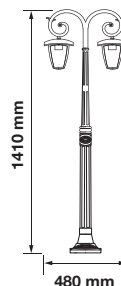
BOX QTY.

7061

3800157612647



Voltage:	AC: 220-240V
Max.Watts:	60W x 2
IP Rating:	IP44
Holder:	E27
Color of Fixture:	Black
Body Type:	Aluminum + Glass
Size:	480 x 1410mm



Garden Lamps

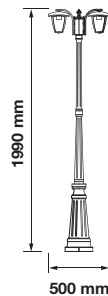


Stand Lamp

VT-739 EAN Code
7062 3800157612654

BOX QTY.
 01

Voltage:	AC: 220-240V
Max.Watts:	60W x 2
IP Rating:	IP44
Holder:	E27
Color of Fixture:	Black
Body Type:	Aluminum + Glass
Size:	500 x 1990mm

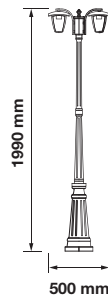


Stand Lamp

VT-740 EAN Code
7063 3800157612661

BOX QTY.
 01

Voltage:	AC: 220-240V
Max.Watts:	60W x 3
IP Rating:	IP44
Holder:	E27
Color of Fixture:	Black
Body Type:	Aluminum + Glass
Size:	500 x 1990mm





LED Wall Lights

Presenting our modern LED wall lights, the perfect replacement for traditional wall lamps. A classy combination of energy efficiency and design. Applied indoors or outdoors, style up your bedroom, hall or pathways with the soft light illuminated from these Wall Lamps.



Product Features

- Modern Wall lights available in sleek and stylish designs.
- Adjustable Beam Angle.
- Available in Black, Grey & White Colors
- Easy installation
- Perfect for Halls, Pathways, Bedroom, Kitchen & Terrace

Applications

Suitable for Residential lighting, Hotels, Restaurants, Resorts, Residential Lighting and similar environment

NEW



Black

8211 - 3000K Warm White
8212 - 4000K Day White

3800157623285
3800157623292



White

8209 - 3000K Warm White
8210 - 4000K Day White

3800157623261
3800157623278

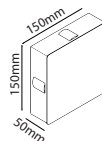
LED Wall Light

4W VT-704

BOX QTY.
 **20**

 **IP65**
RATED

Sensor Compatible:	Yes	PF:	>0.5
Voltage/Frequency:	AC:220-240V,50/60Hz	Beam Angle:	360°
Luminous Flux:	440lm	Body Type:	Aluminium+Acrylic
IP Rating:	IP65	Dimension:	150 x 150 x 50mm
CRI:	>80		



NEW



Black

8215 - 3000K Warm White
8216 - 4000K Day White

3800157623322
3800157623339



White

8213 - 3000K Warm White
8214 - 4000K Day White

3800157623308
3800157623315

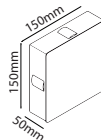
LED Wall Light

4W VT-706

BOX QTY.
 **20**

 **IP65**
RATED

Sensor Compatible:	Yes	PF:	>0.5
Voltage/Frequency:	AC:220-240V,50/60Hz	Beam Angle:	360°
Luminous Flux:	440lm	Body Type:	Aluminium+Acrylic
IP Rating:	IP65	Dimension:	Ø150 x 50mm
CRI:	>80		



NEW

White

8280 - 3000K Warm White
8281 - 4000K Day White

3800157629744
3800157629751

Black

8282 - 3000K Warm White
8283 - 4000K Day White

3800157629768
3800157629775

Grey

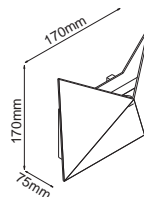
8284 - 3000K Warm White 3800157629782
8285 - 4000K Day White 3800157629799

5W VT-825

BOX QTY.
 **20**

 **IP65**
RATED

Sensor Compatible:	Yes	PF:	0.5
Voltage/Frequency:	AC220-240V, 50/60 Hz	Beam Angle:	120°
Luminous Flux:	550lm	Shape:	Aluminium
IP Rating:	IP65	Dimension:	170 x 170 x 75mm
CRI:	>80		



NEW



White

8295 - 3000K Warm White
8296 - 4000K Day White

3800157629744
3800157629751



Black

8297 - 3000K Warm White
8298 - 4000K Day White

3800157629768
3800157629775



Grey

8299 - 3000K Warm White
8300 - 4000K Day White

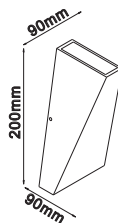
3800157629782
3800157629799

6W VT-826

BOX QTY.
20

IP65
RATED

Sensor Compatible:	Yes	PF:	0.5
Voltage/Frequency:	AC220-240V, 50/60 Hz	Beam Angle:	15°/120°
Luminous Flux:	660lm	Body Type:	Aluminium
IP Rating:	IP65	Dimension:	90x 200 x90 mm
CRI:	>80		



NEW



White

8286 - 3000K Warm White
8287 - 4000K Day White

3800157629744
3800157629751

Black

8288 - 3000K Warm White
8289 - 4000K Day White

3800157629768
3800157629775

Grey

8290 - 3000K Warm White
8291 - 4000K Day White

3800157629782
3800157629799

ROTATABLE



LED Wall Light

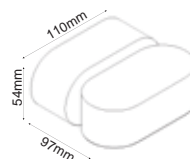
Rotatable

6W VT-816

BOX QTY.
 20

IP65
RATED

Sensor Compatible:	Yes	PF:	0.5
Voltage/Frequency:	AC220-240V, 50/60 Hz	Beam Angle:	350° Rotatable
Luminous Flux:	660lm	Body Type:	Aluminium
IP Rating:	IP65	Dimension:	110 x 54 x 96.5mm
CRI:	>80		







Black

7078 - 3000K Warm White
7087 - 4000K Day White

3800157616379
3800157616874



White

7079 - 3000K Warm White
7088 - 4000K Day White

3800157616386
3800157616881



Grey

7080 - 3000K Warm White
7089 - 4000K Day White

3800157616393
3800157616898

LED Wall Light

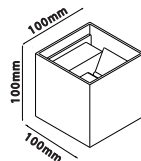
Adjustable Beam Angle

6W VT-759

BOX QTY.
 **20**

 **IP65**
RATED

Sensor Compatible:	Yes	PF:	>0.45
Voltage/Frequency:	AC: 110-240V, 50/60Hz	Beam Angle:	10~120°
Luminous Flux:	660lm	Body Type:	Aluminium
IP Rating:	IP65	Dimension:	100 x 100 x 100mm
CRI:	> 80		





Black

7081 - 3000K Warm White
7090 - 4000K Day White

3800157616409
3800157616904



White

7082 - 3000K Warm White
7091 - 4000K Day White

3800157616416
3800157616911



Grey

7083 - 3000K Warm White
7092 - 4000K Day White

3800157616423
3800157616928

LED Wall Light

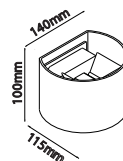
Adjustable Beam Angle

6W VT-756

BOX QTY.
 **20**

 **IP65**
RATED

Sensor Compatible:	Yes	PF:	>0.45
Voltage/Frequency:	AC: 110-240V, 50/60Hz	Beam Angle:	10~120°
Luminous Flux:	660lm	Body Type:	Aluminium
IP Rating:	IP65	Dimension:	140 x 100 x 115mm
CRI:	> 80		





NEW

Grey

8305 - 3000K Warm White
8306 - 4000K Day White

3800157629997
3800157630009

Black

8303 - 3000K Warm White
8304 - 4000K Day White

3800157629973
3800157629980

White

8301 - 3000K Warm White
8302 - 4000K Day White

3800157629959
3800157629966

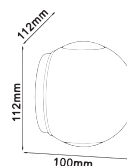
LED Wall Light

6W VT-836

BOX QTY.
 **20**

 **IP65**
RATED

Sensor Compatible:	Yes	PF:	>0.5
Voltage/Frequency:	AC: 110-240V, 50/60Hz	Beam Angle:	90°
Luminous Flux:	660lm	Body Type:	Aluminium
IP Rating:	IP65	Dimension:	Ø112 mm
CRI:	> 80		



NEW

Black

8219 - 3000K Warm White
8220 - 4000K Day White

3800157623360
3800157623377

White

8217 - 3000K Warm White
8218 - 4000K Day White

3800157623346
3800157623353

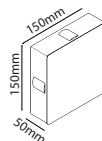
LED Wall Light

7W VT-707

BOX QTY.
 **20**

 **IP65**
RATED

Sensor Compatible:	Yes	PF:	>0.5
Voltage/Frequency:	AC:220-240V, 50/60Hz	Beam Angle:	360°
Luminous Flux:	770lm	Body Type:	Aluminium
IP Rating:	IP65	Dimension:	110 x 120 x 170mm
CRI:	>80		





Wall Lamp

6W VT-741

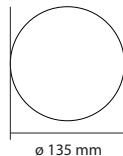
7524 - 3000K Warm White
7525 - 4000K Day White

EAN Code

3800157620017
3800157620024

BOX QTY.
20

IP65
RATED



Sensor Compatible:	6W	PF:	0.55
Voltage/Frequency:	AC220-240V, 50/60 Hz	Beam Angle:	360°
Luminous Flux:	660lm	Color of Fixture:	White
IP Rating:	IP65	Shape:	Die-cast Aluminum
CRI:	>80	Dimension:	Ø135 mm



Wall Lamp

9W VT-743

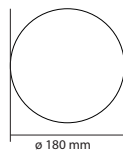
7526 - 3000K Warm White
7527 - 4000K Day White

EAN Code

3800157620031
3800157620048

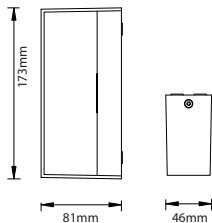
BOX QTY.
20

IP65
RATED



Sensor Compatible:	9W	PF:	0.55
Voltage/Frequency:	AC220-240V, 50/60 Hz	Beam Angle:	360°
Luminous Flux:	990lm	Color of Fixture:	White
IP Rating:	IP65	Shape:	Die-cast Aluminum
CRI:	>80	Dimension:	Ø180 mm

NEW



LED Up/down Outdoor Soft Light

9W VT-8056

EAN Code

- 8239 - 3000K Warm White
- 8240 - 4000K White
- 8241 - 6400K White

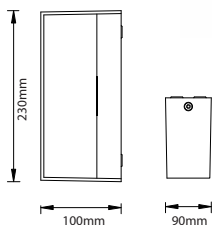
- 3800157625791
- 3800157625807
- 3800157625814

BOX QTY.
20



Sensor Compatible:	9W	PF:	>0.9
Voltage/Frequency:	AC: 100-240V, 50/60Hz	Beam Angle:	90°
Luminous Flux:	400lm	Color of Fixture:	Grey
IP Rating:	IP65	Body Type:	PC
CRI:	>80	Dimension:	173X81X46mm

NEW



LED Up/down Outdoor Soft Light

12W VT-8057

EAN Code

- 8242 - 3000K Warm White
- 8243 - 4000K Day White
- 8244 - 6400K White

- 3800157625821
- 3800157625838
- 3800157625845

IP65 RATED
BOX QTY.
20



Sensor Compatible:	12W	PF:	>0.9
Voltage/Frequency:	AC: 100-240V, 50/60Hz	Beam Angle:	92°
Luminous Flux:	600lm	Color of Fixture:	Grey
Body Type:	IP65	Body Type:	PC
CRI:	>80	Dimension:	230 x 100 x 90mm

NEW



Grey

8294 - 3000K Warm White

3800157629881

Black

8293 - 3000K Warm White

3800157629874



White

8292 - 3000K Warm White

3800157629867

ROTATABLE



LED Wall Light

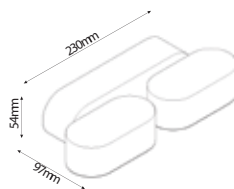
Adjustable Beam Angle

12W VT-814

BOX QTY.
20

IP65
RATED

Sensor Compatible:	Yes	PF:	>0.5
Voltage/Frequency:	AC: 110-240V, 50/60Hz	Beam Angle:	350° Rotatable
Luminous Flux:	1320lm	Body Type:	Aluminium
IP Rating:	IP65	Dimension:	230 x 54 x 97mm
CRI:	> 80		





LED Bulkhead with Soft Light

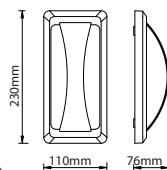
12W VT-8058

EAN Code

- 8245 - 3000K Warm White
- 8246 - 4000K Day White
- 8247 - 6000K White

- 3800157625852
- 3800157625869
- 3800157625876

BOX QTY.
20



NEW

Sensor Compatible:	12W	PF:	>0.9
Voltage/Frequency:	AC: 100-240V, 50/60Hz	Beam Angle:	130°
Luminous Flux:	500lm	Color of Fixture:	Grey
IP Rating:	IP65	Body Type:	PC
CRI:	>80	Dimension:	230 x 110 x 76mm

NEW



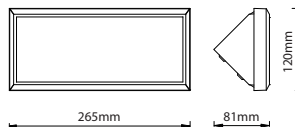
LED Landscape Outdoor Soft Light

12W VT-8054

EAN Code

8233 - 3000K Warm White
8234 - 4000K Day White
8235 - 6400K White

3800157625739
3800157625746
3800157625753



BOX QTY.
20



Sensor Compatible:	12W	PF:	>0.9
Voltage/Frequency:	AC: 100-240V, 50/60Hz	Beam Angle:	110°
Luminous Flux:	600lm	Color of Fixture:	Grey
IP Rating:	IP65	Body Type:	PC
CRI:	>80	Dimension:	265 x 120 x 81mm



NEW



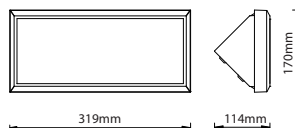
LED Landscape Outdoor Soft Light

20W VT-8055

EAN Code

8236 - 3000K Warm White
8237 - 4000K Day White
8238 - 6400K White

3800157625760
3800157625777
3800157625784



BOX QTY.
20



Sensor Compatible:	20W	PF:	>0.9
Voltage/Frequency:	AC: 100-240V, 50/60Hz	Beam Angle:	110°
Luminous Flux:	1000lm	Color of Fixture:	Grey
IP Rating:	IP65	Shape:	PC
CRI:	>80	Dimension:	319 x 170 x 114mm

INDOOR WALL LIGHTS



NEW

LED Wall Light

5W VT-705

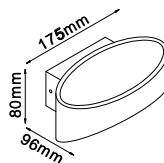
8208 - 3000K Warm White
8232 - 4000K Day White

EAN Code

3800157623254
3800157624756

BOX QTY.
 20

Sensor Compatible:	5W	PF:	>0.5
Voltage/Frequency:	AC:220-240V/50/60Hz	Beam Angle:	150°
Luminous Flux:	550lm	Color of Fixture:	White
IP Rating:	IP20	Body Type:	Aluminium
CRI:	>80	Dimension:	175 x 80 x 96mm





Wall Light-Rotatable

5W VT-757

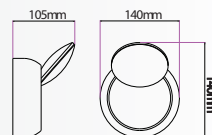
7086 - 3000K Warm White
7093 - 4000K Day White

EAN Code

3800157616454
3800157616935

BOX QTY.

20



Sensor Compatible:	5W	PF:	>0.45
Voltage/Frequency:	AC: 110-240V, 50/60Hz	Beam Angle:	10-360°
Luminous Flux:	560lm	Color of Fixture:	White
IP Rating:	IP20	Body Type:	Aluminium
CRI:	> 80	Dimension:	D:140 x 65mm-close Ø140 x 105mm-open

Black Wall Light

5W VT-758

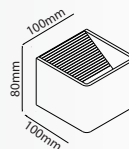
7084 - 3000K Warm White
7094 - 4000K Day White

EAN Code

3800157616430
3800157616942

BOX QTY.

20



Sensor Compatible:	5W	PF:	>0.45
Voltage/Frequency:	AC: 110-240V, 50/60Hz	Beam Angle:	120°
Luminous Flux:	560lm	Color of Fixture:	Black
Body Type:	IP20	Body Type:	Aluminium
CRI:	> 80	Dimension:	100 x 80 x 100mm

UP AND DOWN LIGHTS

White Wall Light

5W VT-758

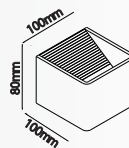
7085 - 3000K Warm White
7095 - 4000K Day White

EAN Code

3800157616447
3800157616959

BOX QTY.

20



Sensor Compatible:	5W	PF:	>0.45
Voltage/Frequency:	AC: 110-240V, 50/60Hz	Beam Angle:	120°
Luminous Flux:	560lm	Color of Fixture:	White
IP Rating:	IP20	Body Type:	Aluminium
CRI:	> 80	Dimension:	100 x 80 x 100mm

UP AND DOWN LIGHTS



White

8225 - 3000K Warm White
8226 - 4000K Day White

3800157623421
3800157623438



Black

8227 - 3000K Warm White
8228 - 4000K Day White

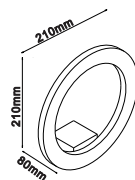
3800157623445
3800157623452

LED Wall Light

9W VT-710

BOX QTY.
 **20**

Sensor Compatible:	Yes	PF:	>0.5
Voltage/Frequency:	AC:220-240V, 50/60Hz	Beam Angle:	360°
Luminous Flux:	990lm	Body Type:	Aluminium+Acrylic
IP Rating:	IP20	Dimension:	Ø210 x 80mm
CRI:	>80		





White

8221 - 3000K Warm White
8222 - 4000K Day White

3800157623384
3800157623391



Black

8223 - 3000K Warm White
8224 - 4000K Day White

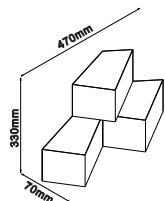
3800157623407
3800157623414

LED Wall Light

9W VT-709

BOX QTY.
 **20**

Sensor Compatible:	Yes	PF:	>0.5
Voltage/Frequency:	AC:220-240V, 50/60Hz	Beam Angle:	360°
Luminous Flux:	990lm	Body Type:	Aluminium
IP Rating:	IP20	Dimension:	440 x 335 x 75mm
CRI:	>80		



NEW



White

8307 - 3000K Warm White
8308 - 4000K Day White

3800157630016
3800157630023



Black

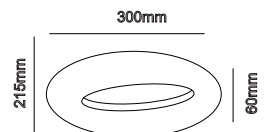
8309 - 3000K Warm White
8310 - 4000K Day White

3800157630030
3800157630047

10W VT-811

BOX QTY.
 **20**

Sensor Compatible:	Yes	PF:	>0.45
Voltage/Frequency:	AC: 110-240V, 50/60Hz	Beam Angle:	360°
Luminous Flux:	1100lm	Body Type:	Aluminium
IP Rating:	IP65	Dimension:	300 x 215 x 60mm
CRI:	> 80		





Grey

8206 - 3000K Warm White
8207 - 4000K Day White

3800157623230
3800157623247



White

8202 - 3000K Warm White
8203 - 4000K Day White

3800157623193
3800157623209



Black

8204 - 3000K Warm White
8205 - 4000K Day White

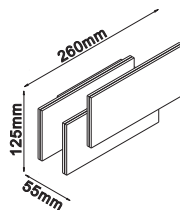
3800157623216
3800157623223

LED Wall Light

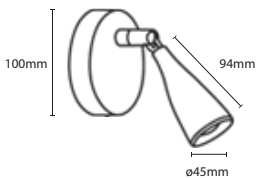
12W VT-712

BOX QTY.
 20

Sensor Compatible:	Yes	PF:	>0.5
Voltage/Frequency:	AC:100-240V/50/60Hz	Beam Angle:	360°
Luminous Flux:	1100lm	Body Type:	Aluminium+Acrylic
IP Rating:	IP20	Dimension:	260 x 125 x 55mm
CRI:	>80		



NEW



LED WallLight

4.5W VT-805

EAN Code

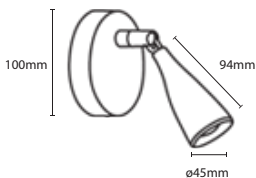
8262 - 3000K Warm White
8264 - 4000K Day White

3800157627122
3800157627146

BOX QTY.
 12

Sensor Compatible:	Yes	PF:	>0.5
Voltage/Frequency:	AC:220-240V, 50/60Hz	Beam Angle:	100°
Luminous Flux:	360lm	Color of Fixture:	White
IP Rating:	IP20	Body Type:	Plastic+Metal
CRI:	>80		

NEW



LED WallLight

4.5W VT-805

EAN Code

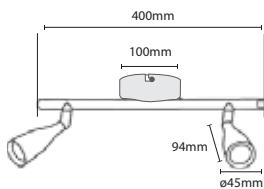
8263 - 3000K Warm White
8265 - 4000K Day White

3800157627139
3800157627153

BOX QTY.
 12

Sensor Compatible:	Yes	PF:	>0.5
Voltage/Frequency:	AC:220-240V, 50/60Hz	Beam Angle:	100°
Luminous Flux:	360lm	Color of Fixture:	Black
IP Rating:	IP20	Shape:	Plastic+Metal
CRI:	>80		

NEW



LED WallLight

9W VT-810

8266 - 3000K Warm White
8268 - 4000K Day White

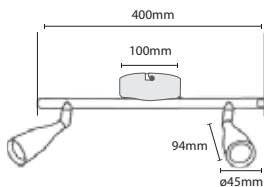
EAN Code

3800157627160
3800157627184

BOX QTY.
 12

Sensor Compatible:	Yes	PF:	>0.5
Voltage/Frequency:	AC:220-240V, 50/60Hz	Beam Angle:	100°
Luminous Flux:	720lm	Color of Fixture:	White
IP Rating:	IP20	Body Type:	Plastic+Metal
CRI:	>80		

NEW



LED WallLight

9W VT-810

8267 - 3000K Warm White
8269 - 4000K Day White

EAN Code

3800157627177
3800157627191

BOX QTY.
 12

Sensor Compatible:	Yes	PF:	>0.5
Voltage/Frequency:	AC:220-240V, 50/60Hz	Beam Angle:	100°
Luminous Flux:	720lm	Color of Fixture:	Black
IP Rating:	IP20	Shape:	Plastic+Metal
CRI:	>80		

NEW



LED WallLight

13.5W VT-813

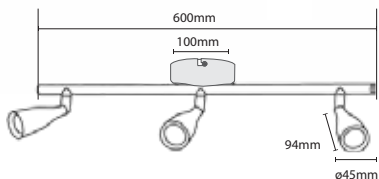
8270 - 3000K Warm White
8272 - 4000K Day White

BOX QTY.

 **12**

EAN Code

3800157627207
3800157627221



Sensor Compatible:	Yes	PF:	>0.5
Voltage/Frequency:	AC:220-240V, 50/60Hz	Beam Angle:	100°
Luminous Flux:	1080lm	Color of Fixture:	White
IP Rating:	IP20	Body Type:	Plastic+Metal
CRI:	>80		

NEW



LED WallLight

13.5W VT-813

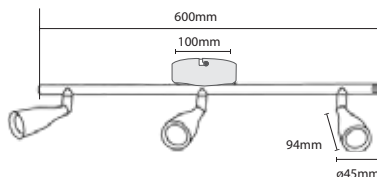
8271 - 3000K Warm White
8273 - 4000K Day White

BOX QTY.

 **12**

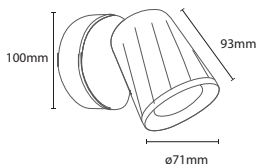
EAN Code

3800157627214
3800157627238



Sensor Compatible:	Yes	PF:	>0.5
Voltage/Frequency:	AC:220-240V, 50/60Hz	Beam Angle:	100°
Luminous Flux:	1080lm	Color of Fixture:	Black
IP Rating:	IP20	Shape:	Plastic+Metal
CRI:	>80		

NEW



LED WallLight

6W VT-806

8250 - 3000K Warm White
8252 - 4000K Day White

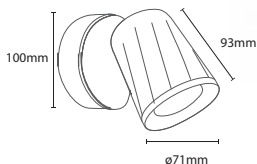
EAN Code

3800157627009
3800157627023

BOX QTY.
 24

Sensor Compatible:	Yes	PF:	>0.5
Voltage/Frequency:	AC:220-240V, 50/60Hz	Beam Angle:	100°
Luminous Flux:	480lm	Color of Fixture:	White
IP Rating:	IP20	Body Type:	Plastic+Metal
CRI:	>80		

NEW



LED WallLight

6W VT-806

8251 - 3000K Warm White
8253 - 4000K Day White

EAN Code

3800157627016
3800157627030

BOX QTY.
 24

Sensor Compatible:	Yes	PF:	>0.5
Voltage/Frequency:	AC:220-240V, 50/60Hz	Beam Angle:	100°
Luminous Flux:	480lm	Color of Fixture:	Black
IP Rating:	IP20	Shape:	Plastic+Metal
CRI:	>80		

NEW



LED WallLight

12W VT-812

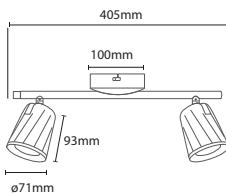
8254 - 3000K Warm White
8256 - 4000K Day White

EAN Code

3800157627047
3800157627061

BOX QTY.

 **12**



Sensor Compatible:	Yes	PF:	>0.5
Voltage/Frequency:	AC:220-240V, 50/60Hz	Beam Angle:	100°
Luminous Flux:	960lm	Color of Fixture:	White
IP Rating:	IP20	Body Type:	Plastic+Metal
CRI:	>80		

NEW



LED WallLight

12W VT-812

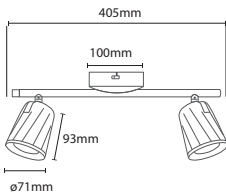
8255 - 3000K Warm White
8257 - 4000K Day White

EAN Code

3800157627054
3800157627078

BOX QTY.

 **12**



Sensor Compatible:	Yes	PF:	>0.5
Voltage/Frequency:	AC:220-240V, 50/60Hz	Beam Angle:	100°
Luminous Flux:	960lm	Color of Fixture:	Black
IP Rating:	IP20	Shape:	Plastic+Metal
CRI:	>80		

NEW



LED WallLight

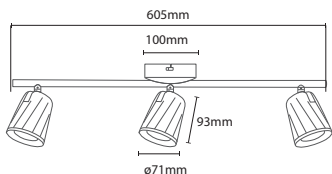
18W VT-818

8258 - 3000K Warm White
8260 - 4000K Day White

EAN Code

3800157627085
3800157627108

BOX QTY.
 12



Sensor Compatible:	Yes	PF:	>0.5
Voltage/Frequency:	AC:220-240V, 50/60Hz	Beam Angle:	100°
Luminous Flux:	1440lm	Color of Fixture:	White
IP Rating:	IP20	Body Type:	Plastic+Metal
CRI:	>80		

NEW



LED WallLight

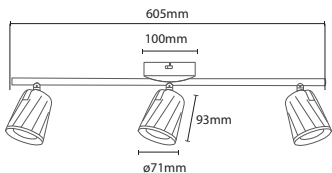
18W VT-818

8259 - 3000K Warm White
8261 - 4000K Day White

EAN Code

3800157627092
3800157627115

BOX QTY.
 12




Sensor Compatible:	Yes	PF:	>0.5
Voltage/Frequency:	AC:220-240V, 50/60Hz	Beam Angle:	100°
Luminous Flux:	1440lm	Color of Fixture:	Black
IP Rating:	IP20	Shape:	Plastic+Metal
CRI:	>80		



LED Display Screen

LED's Display screen series perfectly designed for the best video output and display of images and information. Offering Display color of 281 trillions(synchronized). The perfect product for advertising and marketing.



Product Features

- Powerful LED display screen available in Indoor and Outdoor series
- Displays digital content such as Video, Images & Information
- Good Brand Value addition for Advertising
- Easy Installation

Applications

Suitable for Outdoor and Indoor Advertising, Hotel conference room, Restaurants, Showrooms, Casinos, Government facilities, Theaters, Retail outlets, Traffic control room, Security monitoring room, Stage background, HD cinema, Shopping malls, Railway stations, Airports.



Indoor Display Screen

P5 Indoor LED Finished Cabinet

SKU **11077** EAN Code **3800157617468** **A++**

BOX QTY.
06



Screen Parameter

Pixel Density	40000dots/sqm
Brightness	1800nits
Optimum View Distance	more than 5m
Gray Scale	16bits
Display Color	281 trillions(synchronized)
Operation Power	220V-240V
Max Power Consumption	750W/sqm
Control Mode	Synchronized
Refresh Frequency	400-700HZ
Fram Frequency	60HZ
Surport Signal Input	S-Video,RGBHV,YUV etc.
Control Distance	UTP140M,SINGLE MODE FIBER 15KM
Life Span(50% Brightness)	100000hrs
IP(Front/rear)	IP20

LED Cabinet Parameter

Cabinet Size(L*h*d)	640*640mm
Cabinet Resolution	128*128
Module Quantity Each Cabinet	2*4=8
Average Power Consumption	300w/cabinet
Cabinet Material	Iron
Cabinet Size	8kg/cabinet

LED Module Parameter

Pixel Pitch	5mm
Led Specification	SMD3528
Led Configuration	SMD 3 in 1
Module Size	320*160mm
Module Resolution	64*32=2048dot
Drive Method	1/16 scan constant current
Drive IC	SM16106



Indoor Display Screen

P4 Indoor LED Display Screen

SKU **11079** EAN Code **3800157619493**



BOX QTY.
06



Plug & Play



Ideal For Renting Purpose



Portable Moving For Events

Screen Parameter

Pixel Density	62500dots/sqm
Brightness	1100nits
Optimum View Distance	more than 5m
Gray Scale	16bits
Display Color	281 trillions(synchronized)
Operation Power	AC 220V-240V/ 50/60Hz
Power Consumption	300W/cabinet
Control Mode	Synchronized
Refresh Frequency	400-700HZ
Surport Signal Input	S-Video,RGBHV,YUV etc.
Control Distance	UTP140M,SINGLE MODE FIBER 15KM
Life Span(50% Brightness)	100000hrs
IP(Front)	IP40
Control System	PCTV nonlinearity card, DVI display card Linsn control system

LED Cabinet Parameter

Cabinet Size(L*h*d)	512*512*85mm
Cabinet Resolution	128*128
Module Quantity Each Cabinet	2*4=8
Power Consumption	300w/cabinet
Cabinet Material	Iron
Cabinet Weight	8kg/cabinet

LED Module Parameter

Pixel Pitch	4mm
Led Specification	SMD2121
Led Configuration	SMD 3 in 1
Module Size	256*128mm
Module Resolution	64*32=2048dot
Drive Method	1/16 scan constant current
Drive IC	SM16106
Power Consumption	25-30W

LED Media Player

 Windows 10



DUAL DISPLAY
TOUCH SCREEN



Media Player

SKU
11088

EAN Code
3800157622820

BOX QTY.
 04

Features:

- | | |
|---|-----------------------|
| ✓ LED Display Player with Industrial PC | ✓ Input - AC:120-260V |
| ✓ One TS802 sending card inside | ✓ 1 x Audio In |
| ✓ Dual Display - Supports Max 1280*800 | ✓ 1 x Audio Out |
| ✓ Supports SD Memory Card/USB/HDMI Out/Internet | ✓ 1 x DVI In |
| ✓ USB and SD Card Memory Playing | ✓ 1 x HDMI Out |
| ✓ Compact and Easy to Install | ✓ 4 USB Interface |
| ✓ 7" Touch Screen with windows 10 Inside | |
| ✓ Size - 320*180*50mm | |

Accessories:



Sending Box

SKU 500082

BOX QTY.
 20



Sending Card 802

SKU 500081

BOX QTY.
 20



Stylish

Pendants

Includes all mounting hardware for quick and easy installation and filament vintage style bulb recommended (sold separately).

Product Features

- Stylish pendant lamps available in various shapes, material and sizes.
- Most suitable with A60, Candle, ST-64 & Globe Bulb Series.
- Easy to Install.
- Vibrant & elegant colors available.
- Applicable with E14 & E27 base.
- Pendant holders available in Bottle Shape, Chrome, Wooden, Concrete, Metal & Porcelain series.

Applications

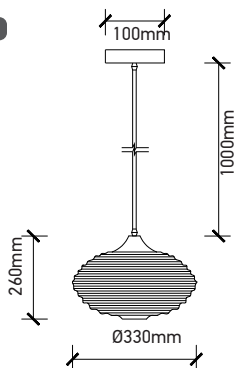
Perfect choice for Hotels, Bars, Commercial & Residential Lighting.



VT-7350
Huge Transparent

SKU: 3879
EAN Code: 3800157620970
Material: Glass + Metal
Size: 330 x 260 x 1000mm

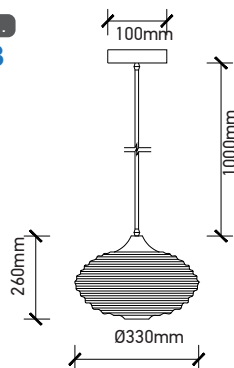
BOX QTY.
 **08**



VT-7350
Huge Black

SKU: 3880
EAN Code: 3800157620987
Material: Glass + Metal
Size: 330 x 260 x 1000mm

BOX QTY.
 **08**





VT-7306

Transparent chrome

3 wire suspension

SKU: 3883

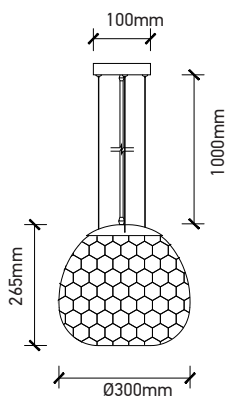
EAN Code: 3800157621014

Material: Glass

Size: Ø300 x 265 x 1000mm

BOX QTY.

08

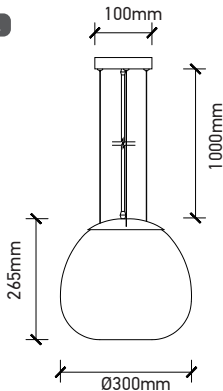




VT-7292
Gun Grey- 3 wire suspension

SKU: 3887
EAN Code: 3800157621052
Material: Glass
Size: Ø300 x 265 x 1000mm

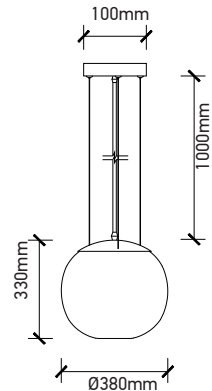
BOX QTY.
 **08**



VT-7380
Gun Grey- 3 wire suspension

SKU: 3888
EAN Code: 3800157621069
Material: Glass
Size: Ø380 x 330 x 1000mm

BOX QTY.
 **08**



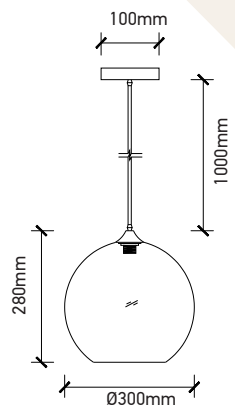



VT-7303
Amber Globe Shape

SKU: 3866
EAN Code: 3800157620765
Material: Glass + Metal
Size: 300 x 280 x 1000mm

BOX QTY.

 **08**

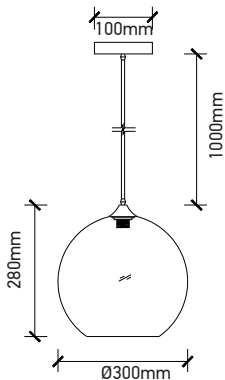




VT-7302
Transparent Globe Glass

SKU: 3865
EAN Code: 3800157620758
Material: Glass + Metal
Size: 300 x 280 x 1000mm

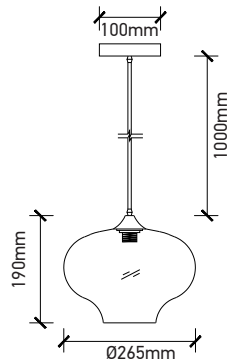
BOX QTY.
 12



VT-7229
Transparent Artistic Shape

SKU: 3867
EAN Code: 3800157620772
Material: Glass + Metal
Size: 265 x 190 x 1000mm

BOX QTY.
 12

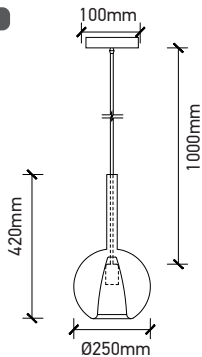




VT-7304
Double Glass- Amber + White

SKU: 3875
EAN Code: 3800157620932
Material: Glass + Metal
Size: 250 x 420 x 1000mm

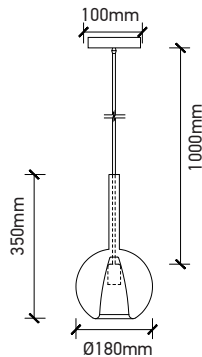
BOX QTY.
 **08**



VT-7181
Double Glass- Amber + White

SKU: 3878
EAN Code: 3800157620963
Material: Glass + Metal
Size: 180 x 350 x 1000mm

BOX QTY.
 **09**

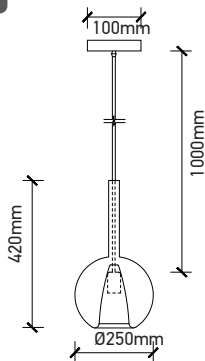




VT-7304
Double Glass- Gungrey+White

SKU: 3876
EAN Code: 3800157620949
Material: Glass + Metal
Size: 250 x 420 x 1000mm

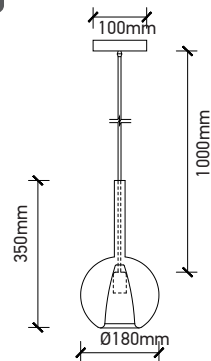
BOX QTY.
 **08**



VT-7181
Double Glass- Gungrey+White

SKU: 3877
EAN Code: 3800157620956
Material: Glass + Metal
Size: 180 x 350 x 1000mm

BOX QTY.
 **09**

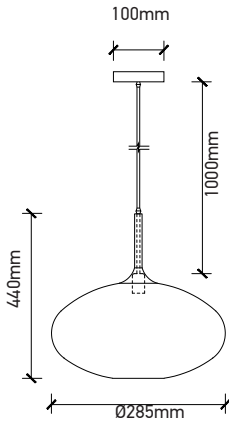




VT-7281
White Glass

SKU: 3884
EAN Code: 3800157621021
Material: Glass + Metal
Size: 285 x440 x1000mm

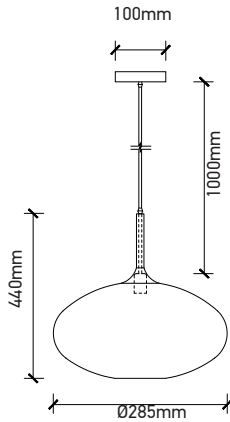
BOX QTY.
04



VT-7281
Black Glass

SKU: 3885
EAN Code: 3800157621038
Material: Glass + Metal
Size: 285 x440 x1000mm

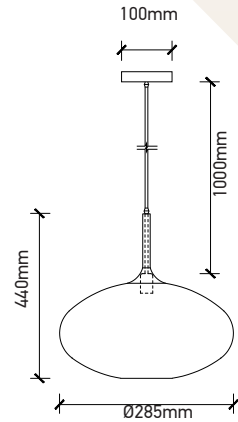
BOX QTY.
04



VT-7281
Amber Glass

SKU: 3886
EAN Code: 3800157621045
Material: Glass + Metal
Size: 285 x440 x1000mm

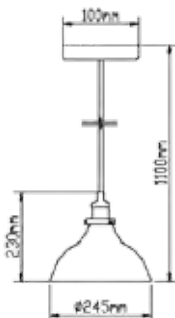
BOX QTY.
04






VT-7210 **BOX QTY.**
Transparent Glass **08**

SKU: 3730
EAN Code: 3800157611039
Material: Glass + Metal
Size: 245 x 230 x 1100mm



VT-7140 **BOX QTY.**
Amber Glass **12**

SKU: 3736
EAN Code: 3800157611091
Material: Glass + Metal
Size: 140 x 240 x 1130mm






VT-7140
Transparent Glass

SKU: 3735
EAN Code: 3800157611084
Material: Glass + Metal
Size: 140 x 240 x1130mm

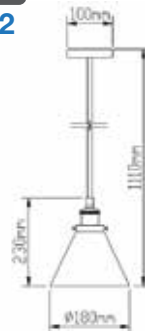
BOX QTY.
 **08**



VT-7185
Transparent Glass

SKU: 3738
EAN Code: 3800157611114
Material: Glass + Metal
Size: 180 x 230 x1110mm

BOX QTY.
 **12**

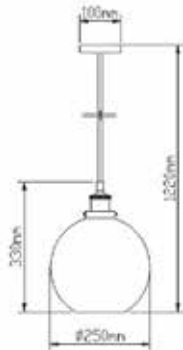




VT-7250
Transparent Glass

SKU: 3739
EAN Code: 3800157611121
Material: Glass + Metal
Size: 250 x 330 x 1220mm

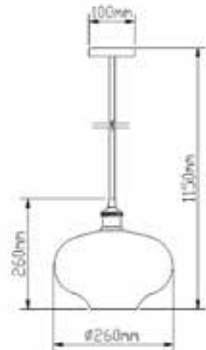
BOX QTY.
08



VT-7290
Amber Glass

SKU: 3741
EAN Code: 3800157611145
Material: Glass + Metal
Size: 260 x 260 x 1150mm

BOX QTY.
08

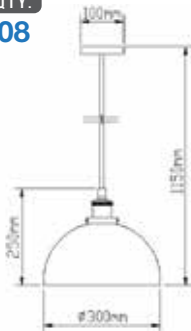




VT-7300
Transparent Glass

SKU: 3737
EAN Code: 3800157611107
Material: Glass + Metal
Size: 300 x 250 x 1150mm

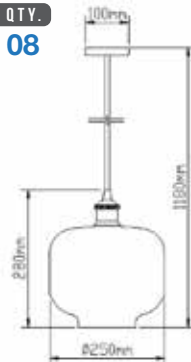
BOX QTY.
 **08**



VT-7320
Amber Glass

SKU: 3740
EAN Code: 3800157611138
Material: Glass + Metal
Size: 250 x 280 x 1180mm

BOX QTY.
 **08**

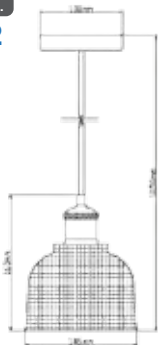




VT-7150
Amber Glass

SKU: 3732
EAN Code: 3800157611053
Material: Glass + Metal
Size: 145 x 160 x 1050mm

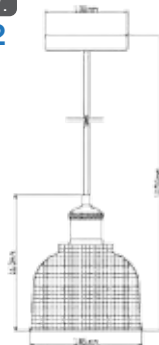
BOX QTY.
 **12**



VT-7150
Green Glass

SKU: 3734
EAN Code: 3800157611077
Material: Glass + Metal
Size: 145 x 160 x 1050mm

BOX QTY.
 **12**






VT-7150
Red Glass

SKU: 3731
EAN Code: 3800157611046
Material: Glass + Metal
Size: 145 x 160 x 1050mm

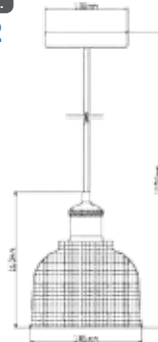
BOX QTY.
 **12**



VT-7150
Clear Glass

SKU: 3733
EAN Code: 3800157611060
Material: Glass + Metal
Size: 145 x 160 x 1050mm

BOX QTY.
 **12**





VT-7220
Transparent Glass

SKU: 3727
EAN Code: 3800157611008
Material: Glass + Metal
Size: 220 x 280 x 1150mm

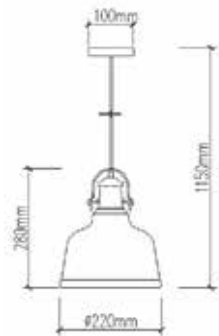
BOX QTY.
 **08**



VT-7220
Amber Glass

SKU: 3726
EAN Code: 3800157610995
Material: Glass + Metal
Size: 220 x 280 x 1150mm

BOX QTY.
 **08**

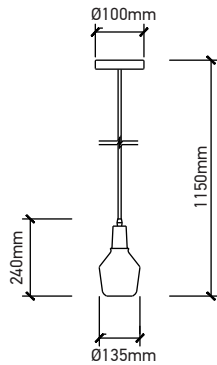




VT-7130
Transparent Glass

SKU: 3818
EAN Code: 3800157615433
Material: Glass + Wood
Size: 135 x 240 x 1150mm

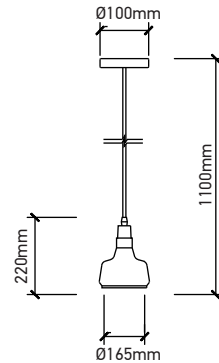
BOX QTY.
 **08**



VT-7170
Transparent Glass

SKU: 3819
EAN Code: 3800157615440
Material: Glass + Wood
Size: 165 x 220 x 1100mm

BOX QTY.
 **08**



NEW



VT-7307

Amber Glass

SKU: 3926

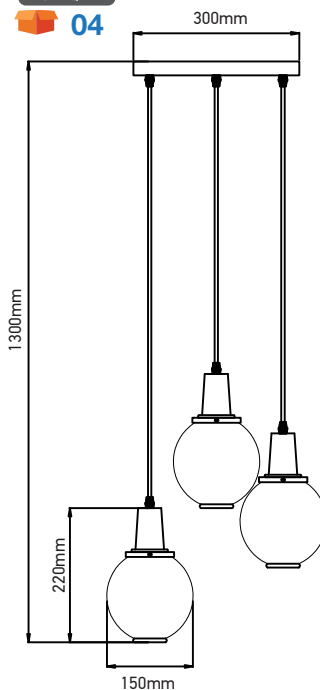
EAN Code: 3800157626217

Material: Glass + Wood

Size: 300 x 1300mm

BOX QTY.

04





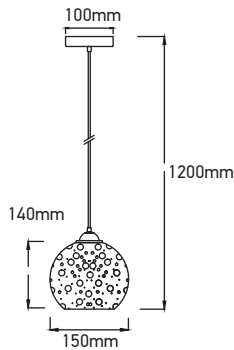
3D Glass

VT-7015

Glass

SKU: 3830
EAN Code: 3800157616652
Material: Glass
Size: 150 x 140 x 1200mm

BOX QTY.
 **10**

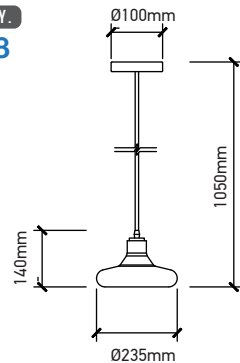


VT-7240

Transparent Glass

SKU: 3820
EAN Code: 3800157615457
Material: Glass + Wood
Size: 235 x 140 x 1050mm

BOX QTY.
 **08**

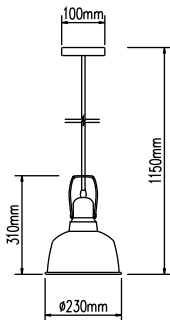




VT-7422
Black

SKU: 3728
EAN Code: 3800157611015
Material: Aluminum
Size: 230 x 310x 1150mm

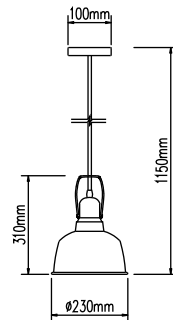
BOX QTY.
 **08**



VT-7422
White

SKU: 3729
EAN Code: 3800157611022
Material: Aluminum
Size: 230 x 310x 1150mm

BOX QTY.
 **08**

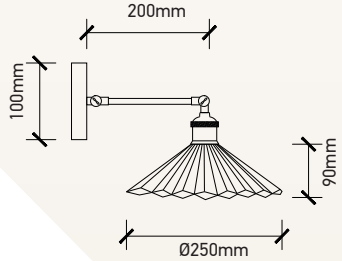




VT-7180
Transparent V Shape

SKU: 3863
EAN Code: 3800157620734
Material: Glass + Metal
Size: Ø250 x 90mm

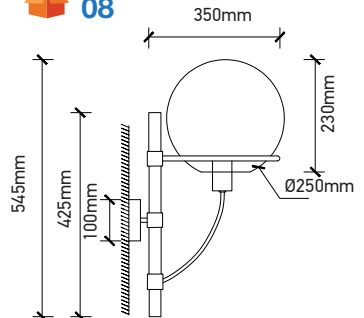
BOX QTY.
 **08**



VT-7226
Transparent Globe Shape

SKU: 3864
EAN Code: 3800157620741
Material: Glass + Metal
Size: Ø250 x 230mm

BOX QTY.
 **08**





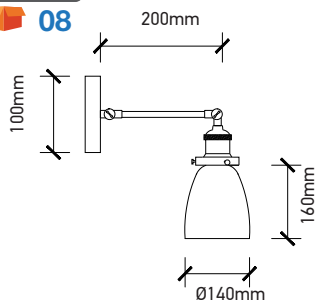
VT-7142

Transparent Cone Shape

SKU: 3861
EAN Code: 3800157620710
Material: Glass + Metal
Size: 140 x 160mm

BOX QTY.

08



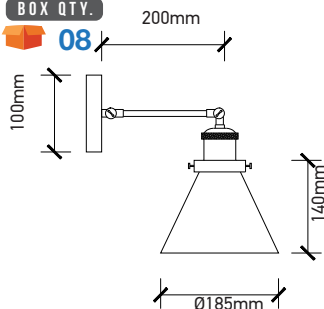
VT-7143

Transparent V Shape

SKU: 3862
EAN Code: 3800157620727
Material: Glass + Metal
Size: 185 x 140 mm

BOX QTY.

08

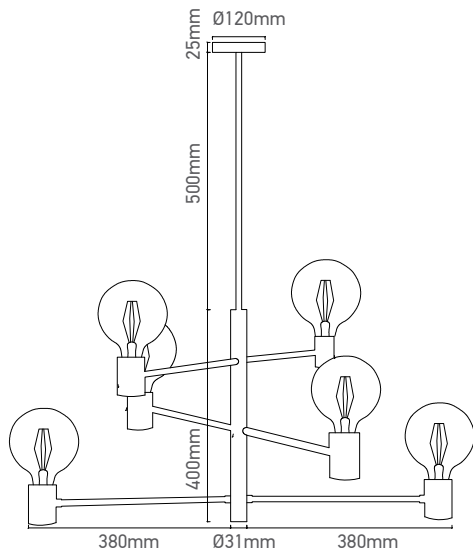




VT-7400
Modern 6 Bulb Chandelier -Movable

SKU: 3889
EAN Code: 3800157621076
Material: Metal

BOX QTY.
 **04**

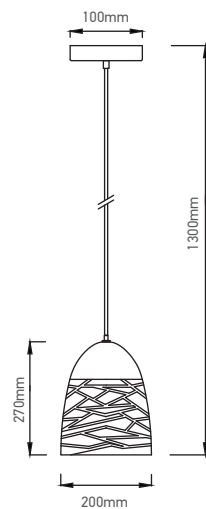




VT-7200
Matt Grey

SKU: 3822
EAN Code: 3800157616577
Material: Metal
Size: 200 x 270 x 1300mm

BOX QTY.
 **08**





VT-7200
Champagne Gold

SKU: 3821
EAN Code: 3800157616560
Material: Metal
Size: 200 x 270 x 1300mm

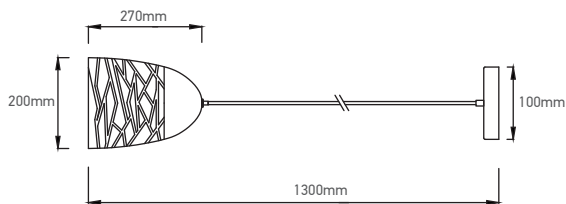
BOX QTY.
 **08**



VT-7200
Matt White

SKU: 3823
EAN Code: 3800157616584
Material: Metal
Size: 200 x 270 x 1300mm

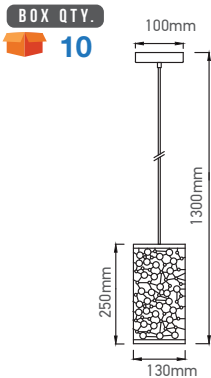
BOX QTY.
 **08**





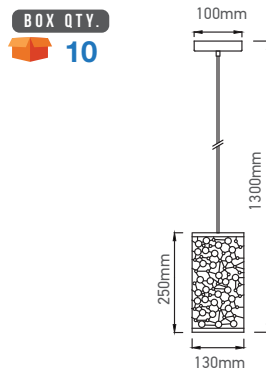
VT-7131
Champagne Gold

SKU: 3824
EAN Code: 3800157616591
Material: Metal
Size: 130 x 250 x 1300mm



VT-7131
Matt Black

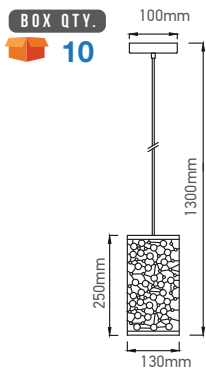
SKU: 3825
EAN Code: 3800157616607
Material: Metal
Size: 130 x 250 x 1300mm





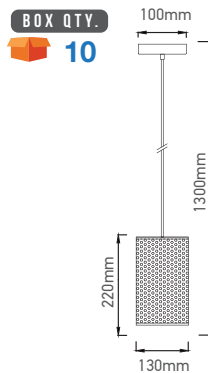
VT-7131
Matt White

SKU: 3826
EAN Code: 3800157616614
Material: Metal
Size: 130 x 250 x 1300mm



VT-7132
Champagne Gold

SKU: 3827
EAN Code: 3800157616621
Material: Metal
Size: 130 x 220 x 1300mm

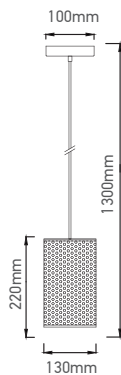




VT-7132
Matt Black

SKU: 3828
EAN Code: 3800157616638
Material: Metal
Size: 130 x 220 x 1300mm

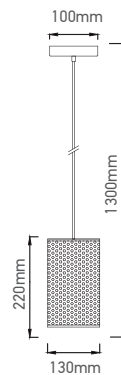
BOX QTY.
10



VT-7132
Matt White

SKU: 3829
EAN Code: 3800157616645
Material: Metal
Size: 130 x 220 x 1300mm

BOX QTY.
10

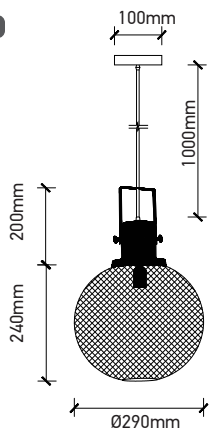




VT-7332
Black Metal Globe Mesh

SKU: 3859
EAN Code: 3800157620697
Material: Metal
Size: Ø290 x 440 x 1000mm

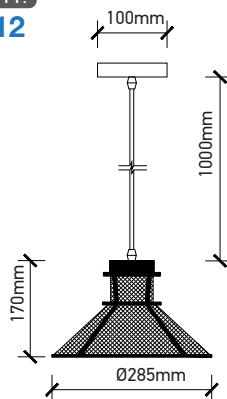
BOX QTY.
 **08**



VT-7252
Black Metal V Shape

SKU: 3860
EAN Code: 3800157620703
Material: Metal
Size: Ø285 x 170 x 1000mm

BOX QTY.
 **12**





VT-8300

Rose Gold

SKU: 3710

EAN Code: 3800157610834

Material: Iron with Electric
Copper Paint

Size: Ø300mm

BOX QTY.

04



VT-8150
Rose Gold

SKU: 3713
EAN Code: 3800157610865
Material: Iron with Electric
Copper Paint
Size: Ø150mm

BOX QTY.
 **10**



VT-8220
Rose Gold

SKU: 3711
EAN Code: 3800157610841
Material: Iron with Electric
Copper Paint
Size: Ø220mm

BOX QTY.
 **04**



VT-8150
Chrome

SKU: 3712
EAN Code: 3800157610865
Material: Iron with Electric
Copper Paint
Size: Ø150mm

BOX QTY.
 **10**



VT-8255
Rose Gold

SKU: 3709
EAN Code: 3800157610827
Material: Iron with Electric
Copper Paint
Size: Ø250mm

BOX QTY.
 **04**



VT-8180
Chrome

SKU: 3707
EAN Code: 3800157610803
Material: Iron with Electric
Copper Paint
Size: Ø180mm

BOX QTY.
 **04**



VT-8180
Rose Gold

SKU: 3708
EAN Code: 3800157610810
Material: Iron with Electric
Copper Paint
Size: Ø180mm

BOX QTY.
 **08**



VT-8170
Rose Gold

SKU: 3714
EAN Code: 3800157610872
Material: Iron with Electric
Copper Paint
Size: Ø170mm

BOX QTY.
 **08**



VT-8230
Rose Gold

SKU: 3715
EAN Code: 3800157610889
Material: Iron with Electric
Copper Paint
Size: Ø230mm

BOX QTY.
 **04**



VT-8175

Chrome

SKU: 3705

EAN Code: 3800157610780

Material: Iron with Electric
Copper Paint

Size: Ø170mm

BOX QTY.

 **04**



VT-8175

Rose Gold

SKU: 3706

EAN Code: 3800157610797

Material: Iron with Electric
Copper Paint

Size: Ø170mm

BOX QTY.

 **08**



VT-8200
Rose Gold

SKU: 3716
EAN Code: 3800157610896
Material: Iron with Electric
Copper Paint
Size: Ø200mm

BOX QTY.
 **04**



VT-8250
Rose Gold

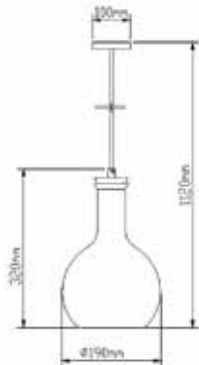
SKU: 3717
EAN Code: 3800157610902
Material: Iron with Electric
Copper Paint
Size: Ø250mm



VT-7205
White Glass

SKU: 3759
EAN Code: 3800157611329
Material: Glass + Wood
Size: 190 x 320 x 1120mm

BOX QTY.
 **08**






VT-7175
White Glass

SKU: 3758
EAN Code: 3800157611312
Material: Glass + Wood
Size: 170 x 320 x 1120mm

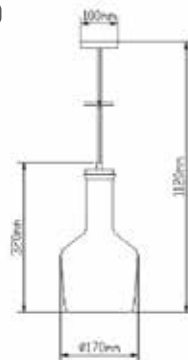
BOX QTY.
 **08**



VT-7177
Clear Glass

SKU: 3760
EAN Code: 3800157611336
Material: Glass + Wood
Size: 170 x 320 x 1120mm

BOX QTY.
 **08**

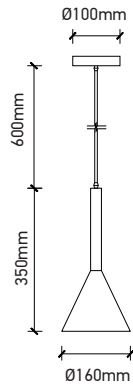




VT-7162
White

SKU: 3868
EAN Code: 3800157620789
Material: Aluminum
Size: Ø160 x350 x600mm

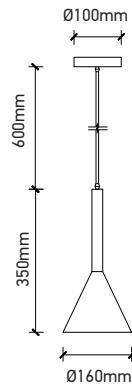
BOX QTY.
20



VT-7162
Black

SKU: 3869
EAN Code: 3800157620796
Material: Aluminum
Size: Ø160 x350 x600mm

BOX QTY.
20

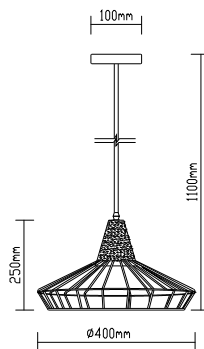




VT-7330

SKU: 3849
EAN Code: 3800157618984
Material: Concrete and Iron
Size: 400 x 250 x 1100mm

BOX QTY.
 **04**

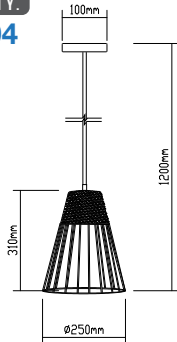




VT-7253

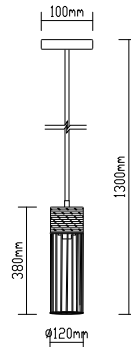
SKU: 3848
EAN Code: 3800157618977
Material: Concrete and Iron
Size: 250 x 310 x 1200mm

BOX QTY.
 **04**



VT-7121

SKU: 3847
EAN Code: 3800157618960
Material: Concrete and Iron
Size: 120 x 380 x 1300mm

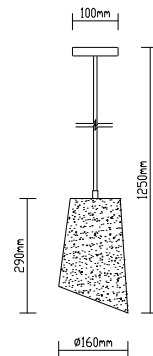




VT-7155

SKU: 3850
EAN Code: 3800157618991
Material: Concrete
Size: 160 x 290 x 1250mm

BOX QTY.
 **06**

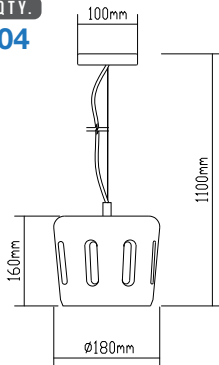




VT-7202

SKU: 3853
EAN Code: 3800157619028
Material: Concrete
Size: 180 x 160 x 1100mm

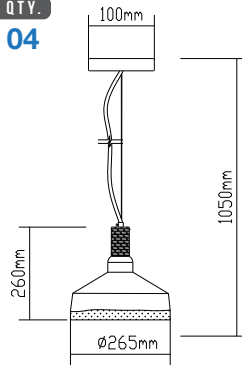
BOX QTY.
 **04**



VT-7291

SKU: 3854
EAN Code: 3800157619035
Material: Concrete with Wood
Size: 265 x 260 x 1050mm

BOX QTY.
 **04**

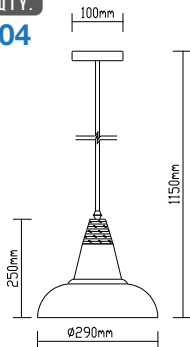




VT-7301
White

SKU: 3858
EAN Code: 3800157619073
Material: Concrete with Wood
Size: 290 x 250 x 1150mm

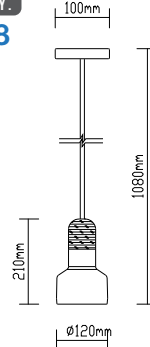
BOX QTY.
 **04**



VT-7125
Grey

SKU: 3855
EAN Code: 3800157619042
Material: Concrete with Wood
Size: 120 x 210 x 1080mm

BOX QTY.
 **08**

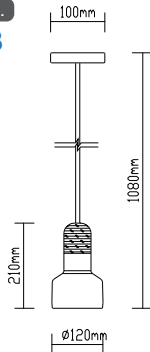




VT-7125
Green

SKU: 3856
EAN Code: 3800157619059
Material: Concrete with Wood
Size: 120 x 210 x 1080mm

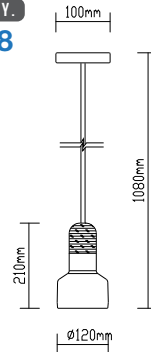
BOX QTY.
 **08**



VT-7125
Red

SKU: 3857
EAN Code: 3800157619066
Material: Concrete with Wood
Size: 120 x 210 x 1080mm

BOX QTY.
 **08**

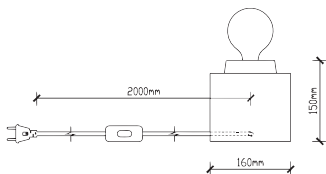




VT-7160

SKU: 3851
EAN Code: 3800157619004
Material: Concrete
Size: 160 x 150 x 2000mm

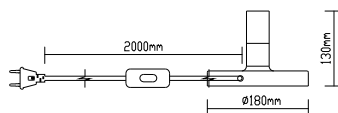
BOX QTY.
 **04**



VT-7171

SKU: 3852
EAN Code: 3800157619011
Material: Concrete
Size: 180 x 130 x 2000mm

BOX QTY.
 **08**

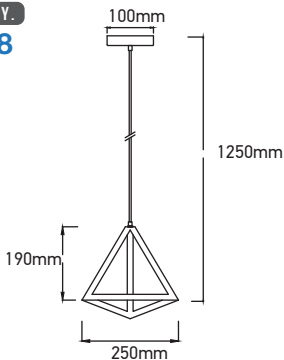




VT-7141
Champagne Gold

SKU: 3831
EAN Code: 3800157616669
Material: Metal
Size: 250 x 190 x 1250mm

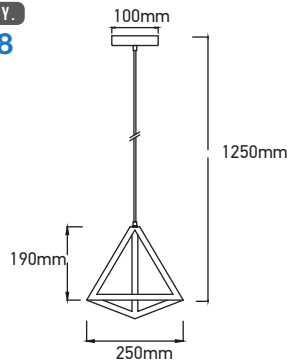
BOX QTY.
 **08**



VT-7141
Matt Black

SKU: 3832
EAN Code: 3800157616676
Material: Metal
Size: 250 x 190 x 1250mm

BOX QTY.
 **08**

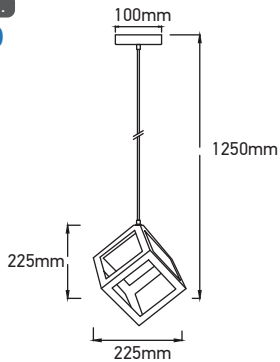




VT-7161
Champagne Gold

SKU: 3833
EAN Code: 3800157616683
Material: Metal
Size: 225 x 225x 1250mm

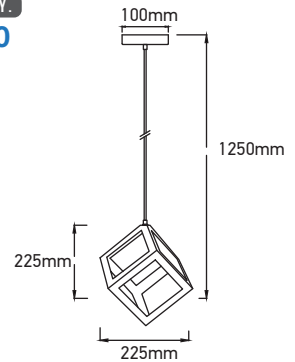
BOX QTY.
 **10**




VT-7161
Matt Black

SKU: 3834
EAN Code: 3800157616690
Material: Metal
Size: 225 x 225x 1250mm

BOX QTY.
 **10**



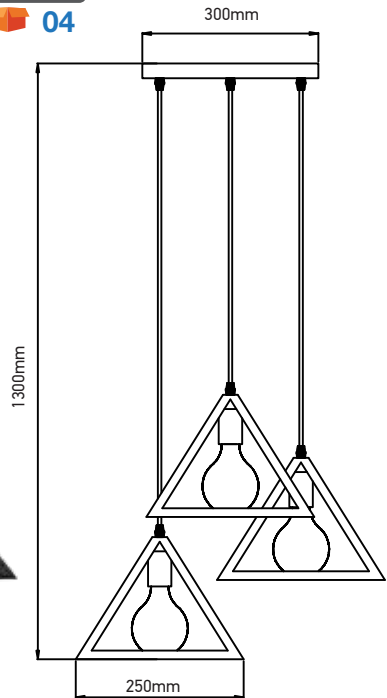
NEW



VT-7144
Matt Black - 3PC SET

SKU: 3927
EAN Code: 3800157626224
Material: Metal
Size: 300 x1300mm

BOX QTY.
 **04**

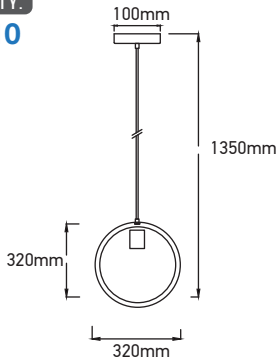




VT-7322
Champagne Gold

SKU: 3835
EAN Code: 3800157616706
Material: Metal
Size: 320 x 320x 1350mm

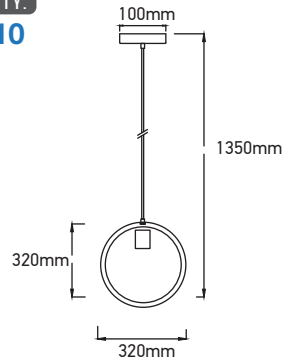
BOX QTY.
 **10**



VT-7322
Matt Black

SKU: 3836
EAN Code: 3800157616713
Material: Metal
Size: 320 x 320x 1350mm

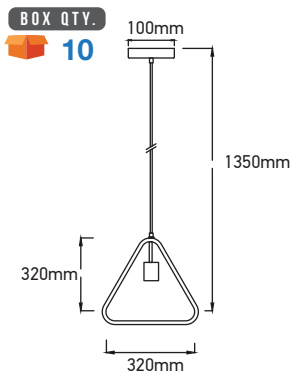
BOX QTY.
 **10**





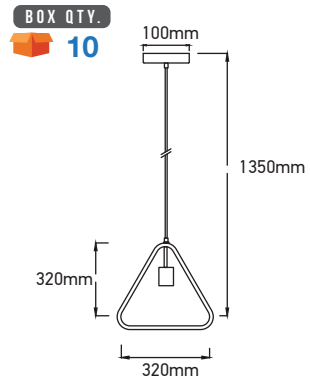
VT-7321
Champagne Gold

SKU: 3837
EAN Code: 3800157616720
Material: Metal
Size: 320 x 320x 1350mm



VT-7321
Matt Black

SKU: 3838
EAN Code: 3800157616737
Material: Metal
Size: 320 x 320x 1350mm

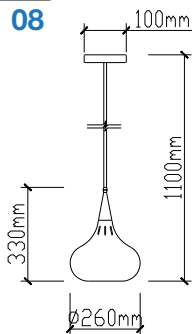




VT-7225
Red Bronze

SKU: 3816
EAN Code: 3800157612760
Material: Aluminum+ Sand finish
Size: 260 x 330 x 1100 mm

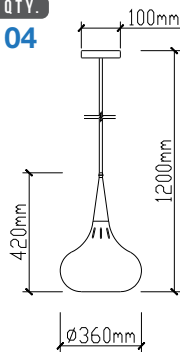
BOX QTY.
 **08**



VT-7340
Red Bronze

SKU: 3817
EAN Code: 3800157612777
Material: Aluminum+ Sand finish
Size: 360 x 420 x 1200 mm

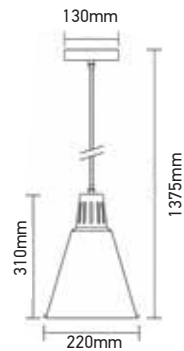
BOX QTY.
 **04**





VT-7520
Sand Black

SKU:	3700
EAN Code:	3800157610735
Material:	Aluminum + Sand finish
Size:	220 x 310 x 1375mm

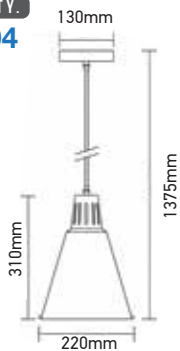




VT-7520
Sand Grey

SKU: 3701
EAN Code: 3800157610742
Material: Aluminum + Sand finish
Size: 220 x 310 x 1375mm

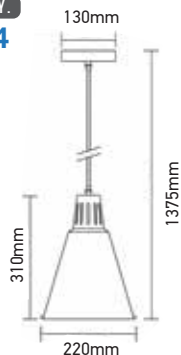
BOX QTY.
 **04**



VT-7520
Sand White

SKU: 3702
EAN Code: 3800157610759
Material: Aluminum + Sand finish
Size: 220 x 310 x 1375mm

BOX QTY.
 **04**



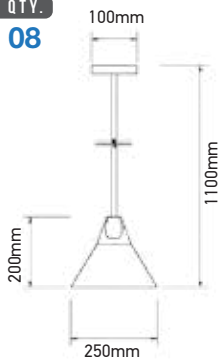


VT-7425

White

SKU: 3756
EAN Code: 3800157611299
Material: Aluminum + Wooden Top
Size: 250 x 200x 1100mm

BOX QTY.
 **08**

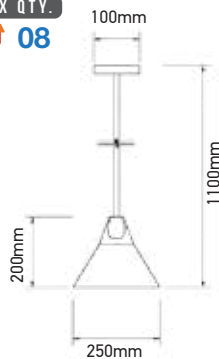


VT-7425

Black

SKU: 3757
EAN Code: 3800157611305
Material: Aluminum + Wooden Top
Size: 250 x 200x 1100mm

BOX QTY.
 **08**



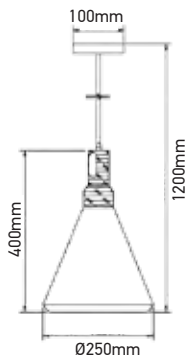


VT-7525

White

SKU: 3761
EAN Code: 3800157611343
Material: Iron + Wooden Top
Size: 250 x 400x 1200mm

BOX QTY.
 **08**

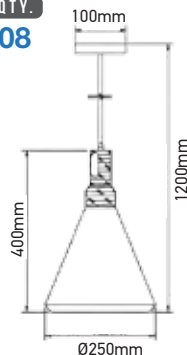


VT-7525

Black

SKU: 3762
EAN Code: 3800157611350
Material: Iron + Wooden Top
Size: 250 x 400x 1200mm

BOX QTY.
 **08**

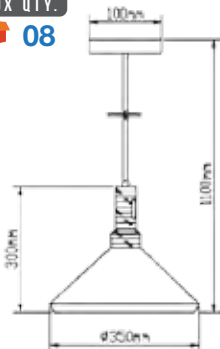




VT-7535
White

SKU: 3763
EAN Code: 3800157611367
Material: Iron + Wooden Top
Size: 350 x 300x 1100mm

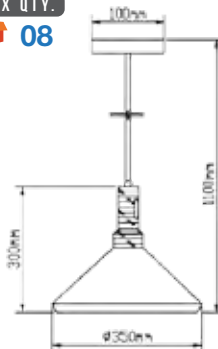
BOX QTY.
 **08**



VT-7535
Black

SKU: 3764
EAN Code: 3800157611374
Material: Iron + Wooden Top
Size: 350 x 300x 1100mm

BOX QTY.
 **08**

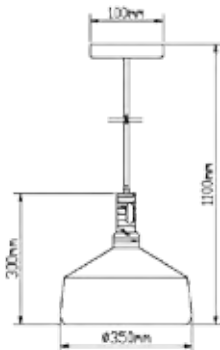




VT-7545
White

BOX QTY.
08

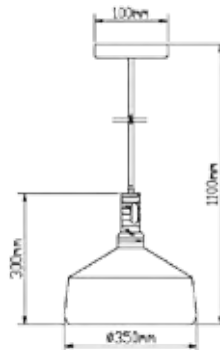
SKU: 3765
EAN Code: 3800157611381
Material: Iron + Wooden Top
Size: 350 x 300x 1100mm



VT-7545
Black

BOX QTY.
08

SKU: 3766
EAN Code: 3800157611398
Material: Iron + Wooden Top
Size: 350 x 300x 1100mm



NEW



VT-7100
White

BOX QTY.
 12

SKU: 3920
EAN Code: 3800157626156
Material: Metal Finish
Size: Ø180 x 100x 1200mm



VT-7100
Black

BOX QTY.
 12

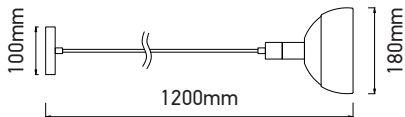
SKU: 3921
EAN Code: 3800157626163
Material: Metal Finish
Size: Ø180 x 100x 1200mm



VT-7100
Gray

BOX QTY.
 12

SKU: 3922
EAN Code: 3800157626170
Material: Metal Finish
Size: Ø180 x 100x 1200mm



MOVABLE COVER



NEW



VT-7100
Pink

BOX QTY.
 12

SKU: 3923
EAN Code: 3800157626187
Material: Metal Finish
Size: Ø180 x 100x 1200mm



VT-7100
Red

BOX QTY.
 12

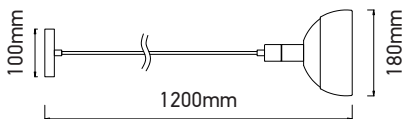
SKU: 3924
EAN Code: 3800157626194
Material: Metal Finish
Size: Ø180 x 100x 1200mm



VT-7100
Blue

BOX QTY.
 12

SKU: 3925
EAN Code: 3800157626200
Material: Metal Finish
Size: Ø180 x 100x 1200mm



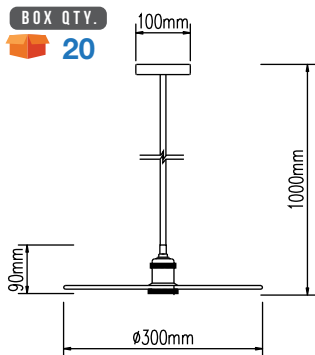
MOVABLE COVER





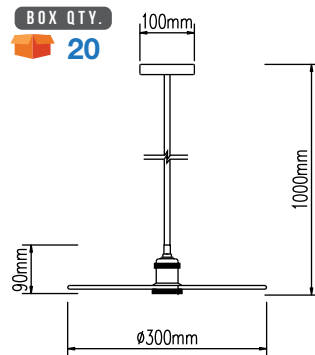
VT-7777
Rose Gold

SKU: 3751
EAN Code: 3800157611244
Material: Metal
Size: 300 x 90x 1000mm



VT-7777
Matt Gold

SKU: 3752
EAN Code: 3800157611251
Material: Metal
Size: 300 x 90x 1000mm



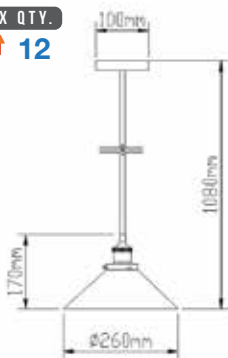


VT-7424

Black

SKU: 3753
EAN Code: 3800157611268
Material: Metal
Size: 260 x 170x 1080mm

BOX QTY.
 **12**

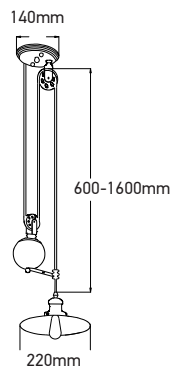



**Adjustable
 Height**

VT-7201

Black

SKU: 3845
EAN Code: 3800157617192
Material: Metal
Size: 220 x 140x 600-1600mm

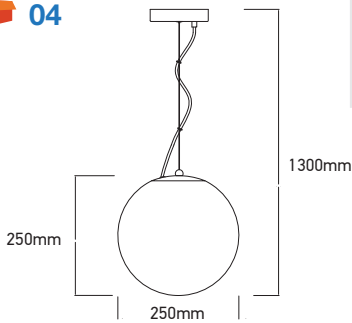




VT-7251
Globe Pendant

SKU: 3839
EAN Code: 3800157616744
Material: Acrylic glass
Size: 250 x 250x 1300mm

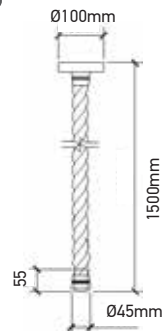
BOX QTY.
 **04**



VT-7118
Rope

SKU: 3754
EAN Code: 3800157611275
Material: Rope
Size: 45x 57x 1500mm

BOX QTY.
 **18**





VT-7558
Green

BOX QTY.
25

SKU: 3767
EAN Code: 3800157611404
Material: Glass
Size: Ø72 x 280x 1150mm



VT-7558
Blue

BOX QTY.
25

SKU: 3768
EAN Code: 3800157611411
Material: Glass
Size: Ø72 x 280x 1150mm



VT-7558
Red

BOX QTY.
25

SKU: 3769
EAN Code: 3800157611428
Material: Glass
Size: Ø72 x 280x 1150mm

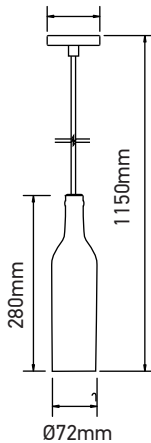


BOX QTY.
25

VT-7558
Amber

BOX QTY.
25

SKU: 3770
EAN Code: 3800157611435
Material: Glass
Size: Ø72 x 280x 1150mm



BOX QTY.
25

VT-7558
Transparent

BOX QTY.
25

SKU: 3771
EAN Code: 3800157611442
Material: Glass
Size: Ø72 x 280x 1150mm



VT-7558
Pink

BOX QTY.
25

SKU: 3772
EAN Code: 3800157611459
Material: Glass
Size: Ø72 x 280x 1150mm



VT-7558
Yellow

BOX QTY.
25

SKU: 3773
EAN Code: 3800157611466
Material: Glass
Size: Ø72 x 280x 1150mm



VT-7558
Rose

BOX QTY.
25

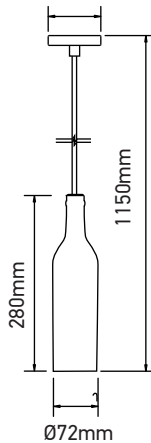
SKU: 3774
EAN Code: 3800157611473
Material: Glass
Size: Ø72 x 280x 1150mm



VT-7558
Grey

BOX QTY.
25

SKU: 3775
EAN Code: 3800157611480
Material: Glass
Size: Ø72 x 280x 1150mm



VT-7558
Brown

BOX QTY.
25

SKU: 3776
EAN Code: 3800157611497
Material: Glass
Size: Ø72 x 280x 1150mm



VT-7778
White Wire **BOX QTY.** 50

SKU: 3720
EAN Code: 3800157610933
Material: Wooden
Size: Ø73 x 102x 1000mm



VT-7778
Black Wire **BOX QTY.** 50

SKU: 3721
EAN Code: 3800157610940
Material: Wooden
Size: Ø73 x 102x 1000mm



VT-7778
Blue Wire **BOX QTY.** 50

SKU: 3722
EAN Code: 3800157610957
Material: Wooden
Size: Ø73 x 102x 1000mm



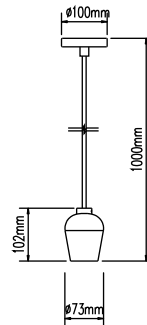
VT-7778
Red Wire **BOX QTY.** 50

SKU: 3723
EAN Code: 3800157610964
Material: Wooden
Size: Ø73 x 102x 1000mm



VT-7778
Purple Wire **BOX QTY.** 50

SKU: 3724
EAN Code: 3800157610971
Material: Wooden
Size: Ø73 x 102x 1000mm



VT-7778
Green Wire **BOX QTY.** 50

SKU: 3725
EAN Code: 3800157610988
Material: Wooden
Size: Ø73 x 102x 1000mm



VT-7555
Red Bronze **BOX QTY. 30**

SKU: 3840
EAN Code: 3800157617147
Base: E27
Size: Ø50x90x900mm



VT-7555
Brown Bronze **BOX QTY. 30**

SKU: 3841
EAN Code: 3800157617154
Base: E27
Size: Ø50x90x900mm



VT-7555
Brass Bronze **BOX QTY. 30**

SKU: 3842
EAN Code: 3800157617161
Base: E27
Size: Ø50x90x900mm



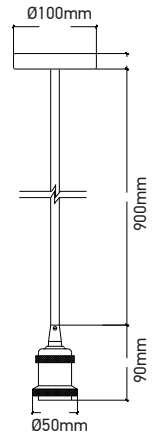
VT-7555
Bronze **BOX QTY. 30**

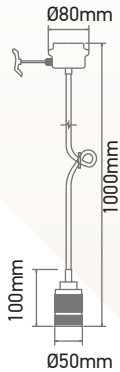
SKU: 3843
EAN Code: 3800157617178
Base: E27
Size: Ø50x90x900mm



VT-7555
Gold **BOX QTY. 30**

SKU: 3844
EAN Code: 3800157617185
Base: E27
Size: Ø50x90x900mm





VT-7999

Gold Aluminum

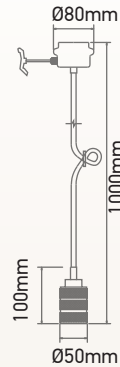
BOX QTY.
60

SKU: 3811

EAN Code: 3800157612425

Base: E27

Size: Ø50 x 100mm



VT-7999

Gold Aluminum

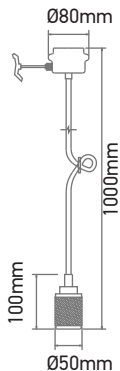
BOX QTY.
60

SKU: 3812

EAN Code: 3800157612432

Base: E27

Size: Ø50 x 100mm



VT-7999

Bronze Aluminum

BOX QTY.
60

SKU: 3813

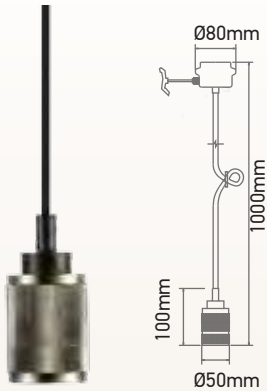
EAN Code: 3800157612449

Base: E27

Size: Ø50 x 100mm



Adjustable
Canopy



VT-7999

Bronze Aluminum

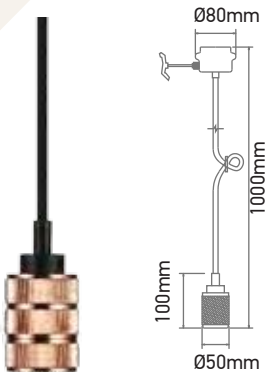
BOX QTY. **60**

SKU: 3814

EAN Code: 3800157612456

Base: E27

Size: Ø50 x 100mm



VT-7999

Rose Gold Aluminum


BOX QTY. **60**

SKU: 3815

EAN Code: 3800157612463

Base: E27

Size: Ø50 x 100mm





VT-7998
White

BOX QTY. 60

SKU: 3803
EAN Code: 3800157612340
Base: E27
Size: Ø47x64x680mm



VT-7998
Black

BOX QTY. 60

SKU: 3804
EAN Code: 3800157612357
Base: E27
Size: Ø47x64x680mm



VT-7998
Green

BOX QTY. 60

SKU: 3805
EAN Code: 3800157612364
Base: E27
Size: Ø47x64x680mm



VT-7998
Blue

BOX QTY. 60

SKU: 3806
EAN Code: 3800157612371
Base: E27
Size: Ø47x64x680mm



VT-7998
Red

BOX QTY. 60

SKU: 3807
EAN Code: 3800157612388
Base: E27
Size: Ø47x64x680mm



VT-7998
Grey

BOX QTY. 60

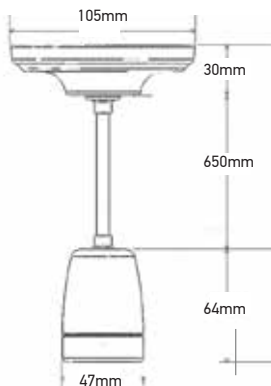
SKU: 3808
EAN Code: 3800157612395
Base: E27
Size: Ø47x64x680mm



VT-7998
Yellow

BOX QTY. 60

SKU: 3809
EAN Code: 3800157612401
Base: E27
Size: Ø47x64x680mm



VT-7998
Brown

BOX QTY. 60

SKU: 3810
EAN Code: 3800157612418
Base: E27
Size: Ø47x64x680mm



VT-799
White

BOX QTY.
100

SKU: 3795
EAN Code: 3800157612265
Base: E27
Size: Ø47x64mm



VT-799
Black

BOX QTY.
100

SKU: 3796
EAN Code: 3800157612272
Base: E27
Size: Ø47x64mm



VT-799
Green

BOX QTY.
100

SKU: 3797
EAN Code: 3800157612289
Base: E27
Size: Ø47x64mm



VT-799
Blue

BOX QTY.
100

SKU: 3798
EAN Code: 3800157612296
Base: E27
Size: Ø47x64mm



VT-799
Red

BOX QTY.
100

SKU: 3799
EAN Code: 3800157612302
Base: E27
Size: Ø47x64mm



VT-799
Grey

BOX QTY.
100

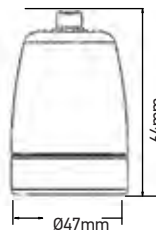
SKU: 3800
EAN Code: 3800157612319
Base: E27
Size: Ø47x64mm



VT-799
Yellow

BOX QTY.
100

SKU: 3801
EAN Code: 3800157612326
Base: E27
Size: Ø47x64mm



VT-799
Brown

BOX QTY.
100

SKU: 3802
EAN Code: 3800157612333
Base: E27
Size: Ø47x64mm

BOX QTY.

40



VT-7668
Green

SKU: 3742
EAN Code: 3800157611152
Base: E27
Size: Ø50x95x1050mm

BOX QTY.

40



VT-7668
Red

SKU: 3743
EAN Code: 3800157611169
Base: E27
Size: Ø50x95x1050mm

BOX QTY.

40



VT-7668
Blue

SKU: 3744
EAN Code: 3800157611176
Base: E27
Size: Ø50x95x1050mm

BOX QTY.

40



VT-7668
Yellow

SKU: 3745
EAN Code: 3800157611183
Base: E27
Size: Ø50x95x1050mm

BOX QTY.

40



VT-7668
White

SKU: 3746
EAN Code: 3800157611190
Base: E27
Size: Ø50x95x1050mm

BOX QTY.

40



VT-7668
Black

SKU: 3747
EAN Code: 3800157611206
Base: E27
Size: Ø50x95x1050mm

BOX QTY.

40



VT-7668
Grey

SKU: 3748
EAN Code: 3800157611213
Base: E27
Size: Ø50x95x1050mm

BOX QTY.

40



VT-7668
Brown

SKU: 3749
EAN Code: 3800157611220
Base: E27
Size: Ø50x95x1050mm

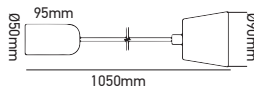
BOX QTY.

40



VT-7668
Beige

SKU: 3750
EAN Code: 3800157611237
Base: E27
Size: Ø50x95x1050mm



VT-7338

Base: E27
Size: Ø39x 60mm

BOX QTY.
 40



White
SKU: 3755
EAN Code: 3800157611282



Black
SKU: 3782
EAN Code: 3800157611558



Blue
SKU: 3783
EAN Code: 3800157611565



Brown
SKU: 3784
EAN Code: 3800157611572



Green
SKU: 3785
EAN Code: 3800157611589



Grey
SKU: 3786
EAN Code: 3800157611596

VT-7448 Rose Gold Set

SKU: 3777
EAN Code: 3800157611503
Base: E27
Size: Ø39x 60mm



Light Blue
SKU: 3787
EAN Code: 3800157611602



Orange
SKU: 3788
EAN Code: 3800157611619



Pink
SKU: 3789
EAN Code: 3800157611626



Purple
SKU: 3790
EAN Code: 3800157611633




Red
SKU: 3791
EAN Code: 3800157611640



Rose Red
SKU: 3792
EAN Code: 3800157611657



Yellow
SKU: 3793
EAN Code: 3800157611664



Beige
SKU: 3794
EAN Code: 3800157611671

VT-7228

Base: E27
Length: 1000mm **BOX QTY.** 100



Brown
SKU: 3475
EAN Code: 3800157607919



Blue
SKU: 3476
EAN Code: 3800157607926



White
SKU: 3477
EAN Code: 3800157607933



Black
SKU: 3478
EAN Code: 3800157607940



Pink
SKU: 3479
EAN Code: 3800157607957



Red
SKU: 3480
EAN Code: 3800157607964



Grey
SKU: 3481
EAN Code: 3800157607971



Light Blue
SKU: 3482
EAN Code: 3800157609463



Purple
SKU: 3483
EAN Code: 3800157609470



Orange
SKU: 3484
EAN Code: 3800157609487



Yellow
SKU: 3485
EAN Code: 3800157609494



Green
SKU: 3486
EAN Code: 3800157609500

String Light With Euro Plug And WP Socket



VT-713
SKU Code 3673 **BOX QTY.** 04

15 Meter Long String
15 Holders With 1 Meter Distance



Designer Sleek

LED Pendants

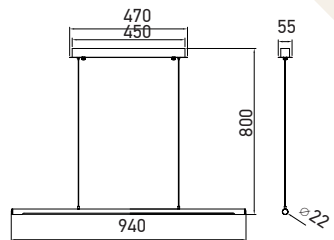


Chrome Finish
18W VT-7018

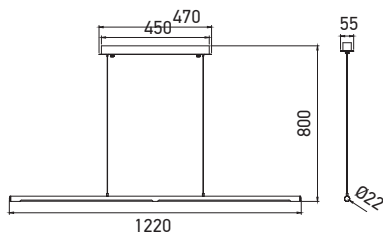
SKU
3890 - 4000K Day White

EAN Code
3800157621083

BOX QTY.
12



Watts:	18W	Beam Angle:	120°
Voltage/Frequency:	220-240V, 50Hz	No. of LED:	90
Luminous Flux:	1350lm	Material :	Stainless steel + Metal +PMMA
LED Type:	SMD	Unit GW :	1.38KG
CRI:	>80	Life Span:	20,000h
PF:	≥0.8	Size :	940 x 55 x 800mm



Chrome Finish
24W VT-7024

SKU
3891 - 4000K Day White

EAN Code
3800157621090

BOX QTY.
12

Built In **LED**

Watts:	24W	Beam Angle:	120°
Voltage/Frequency:	AC:220-240V,50Hz	No. of LED:	120
Luminous Flux:	1800lm	Material :	Stainless steel+metal+PMMA
LED Type:	SMD	Unit GW :	1.59KG
CRI:	>80	Life Span:	20,000h
PF:	≥0.8	Size :	1220 x 55 x 800mm

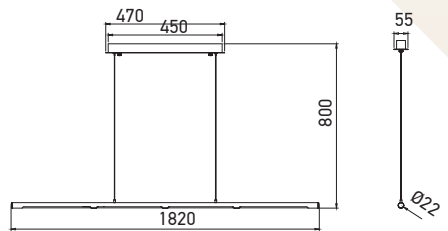


Chrome Finish
36W VT-7036

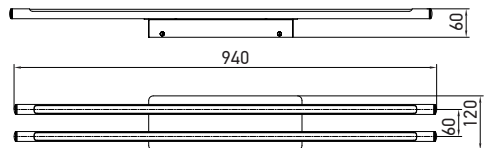
SKU
 3892 - 4000K Day White

EAN Code
 3800157621106

BOX QTY.
 **12**



Watts:	36W	Beam Angle:	120°
Voltage/Frequency:	AC:220-240V,50Hz	No. of LED:	180
Luminous Flux:	2700lm	Material :	Stainless steel+metal+PMMA
LED Type:	SMD	Unit GW :	1.82KG
CRI:	>80	Life Span:	20,000h
PF:	≥0.8	Size :	1820 x 55 x 800mm



Chrome Finish
36W VT-7037

SKU
3893 - 4000K Day White

BOX QTY.
06

EAN Code
 3800157621113

Watts:	36W	Beam Angle:	120°
Voltage/Frequency:	AC:220-240V,50Hz	No. of LED:	180
Luminous Flux:	2700lm	Material :	Stainless steel+metal+PMMA
LED Type:	SMD	Unit GW :	2.24KG
CRI:	>80	Life Span:	20,000h
PF:	≥0.8	Size :	940 x 120 x 60mm



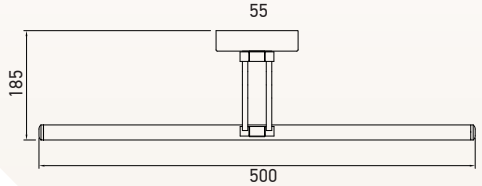
BOX QTY.
12

SKU
3894 - 4000K Day White

EAN Code
3800157621120

Chrome Finish

8W VT-7008



Watts:	8W	Beam Angle:	120°
Voltage/Frequency:	AC:220-240V,50Hz	No. of LED:	40
Luminous Flux:	600	Material :	metal+PMMA
LED Type:	SMD	Unit GW :	0.72KG
CRI:	>80	Life Span:	20,000H
PF:	≥0.5	Size :	500 x 55 x 185mm



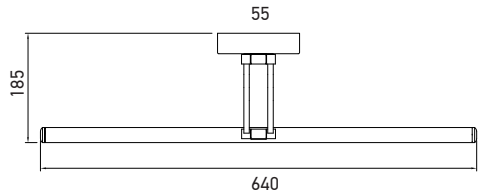
BOX QTY.
12

SKU
3895 - 4000K Day White

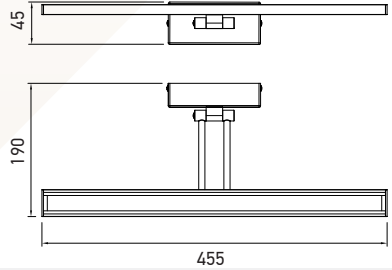
EAN Code
3800157621137

Chrome Finish

12W VT-7012



Watts:	12W	Beam Angle:	120°
Voltage/Frequency:	AC:220-240V,50Hz	No. of LED:	60
Luminous Flux:	900lm	Material :	metal+PMMA
LED Type:	SMD	Unit GW :	0.82KG
CRI:	>80	Life Span:	20,000h
PF:	≥0.5	Size :	640 x 55 x 185mm



BOX QTY.

11

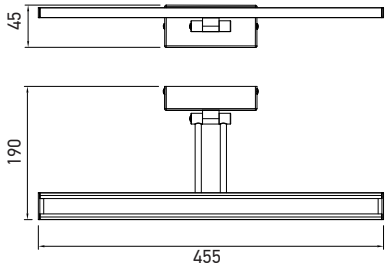

SKU
3900 - 4000K Day White

EAN Code
3800157621854

Chrome Finish

8W VT-7009CH

Watts:	8W	Beam Angle:	120°
Voltage/Frequency:	AC:220-240V,50Hz	No. of LED:	40
Luminous Flux:	600lm	Material :	Stainless steel+aluminum+PMMA
LED Type:	SMD	Unit GW :	0.8KG
CRI:	>80	Life Span:	20,000h
PF:	≥0.8	Size :	455 x 45 x 190mm



BOX QTY.

11

SKU
3901 - 4000K Day White

EAN Code
3800157621861

Gold Finish

8W VT-7009

Watts:	8W	Beam Angle:	120°
Voltage/Frequency:	AC:220-240V,50Hz	No. of LED:	40
Luminous Flux:	600lm	Material :	Stainless steel+aluminum+PMMA
LED Type:	SMD	Unit GW :	0.8KG
CRI:	>80	Life Span:	20,000h
PF:	≥0.8	Size :	455 x 45 x 190mm

NEW



Chorme Cap

10W VT-7010


SKU

3916 - 4000K Day White
3917 - 6400K White

BOX QTY.
10

EAN Code

3800157626118
3800157626125



Watts:	10W	Beam Angle:	150°
Voltage/Frequency:	AC:220-240V, 50/60Hz	Material :	Aluminium + PC
Luminous Flux:	950lm	Unit GW :	6.80KG/CTN
LED Type:	SMD	Life Span:	30,000 Hours
CRI:	>80	Size :	605 x 53.6 x 64.6mm
PF:	0.5		



NEW

White Cap

10W VT-7010

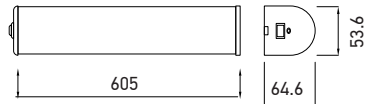
SKU

3918 - 4000K Day White
3919 - 6400K White

BOX QTY.
10

EAN Code

3800157626132
3800157626149



Watts:	10W	Beam Angle:	150°
Voltage/Frequency:	AC:220-240V, 50/60Hz	Material :	Aluminium + PC
Luminous Flux:	950lm	Unit GW :	6.80KG/CTN
LED Type:	SMD	Life Span:	30,000 Hours
CRI:	>80	Size :	605 x 53.6 x 64.6mm
PF:	0.5		



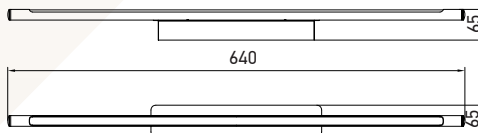
Chrome Finish Ceiling Lamp

12W VT-7014

BOX QTY. **12**

SKU **3902 - 4000K Day White**

EAN Code
3800157621878



Watts:	12W	Beam Angle:	120°
Voltage/Frequency:	AC:220-240V,50Hz	No. of LED:	60
Luminous Flux:	900lm	Material :	Stainless steel+metal+ PMMA
LED Type:	SMD	Unit GW :	1.08
CRI:	>80	Life Span:	20,000H
PF:	≥0.8	Size :	640 x 65 x65mm



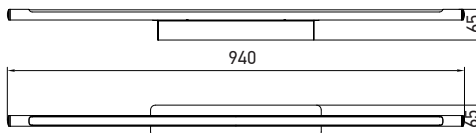
Chrome Finish Ceiling Lamp

18W VT-7021

BOX QTY. **12**

SKU **3903 - 4000K Day White**

EAN Code
3800157621885



Watts:	18W	Beam Angle:	120°
Voltage/Frequency:	AC:220-240V,50Hz	No. of LED:	90
Luminous Flux:	1350lm	Material :	Stainless steel + metal + PMMA
LED Type:	SMD	Unit GW :	1.28
CRI:	>80	Life Span:	20,000h
PF:	≥0.8	Size :	940 x 65 x65mm



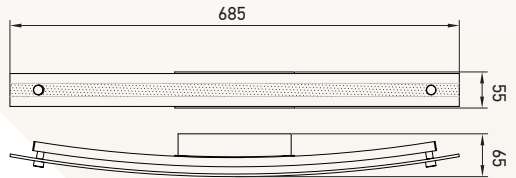
BOX QTY.

06

Glass Wall Fixture
12W VT-7013

SKU
3896 - 4000K Day White

EAN Code
3800157621144



Watts:	12W	Beam Angle:	120°
Voltage/Frequency:	AC:220-240V,50Hz	No. of LED:	60
Luminous Flux:	900lm	Material :	Stainless steel+metal+glass
LED Type:	SMD	Unit GW :	1.01KG
CRI:	>80	Life Span:	20,000H
PF:	≥0.8	Size :	685 x 55 x 65mm



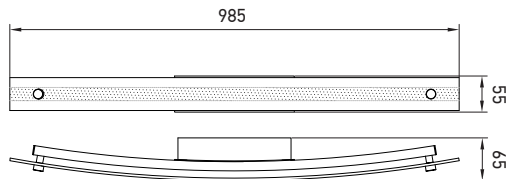
BOX QTY.

06

Glass Wall Fixture
18W VT-7019

SKU
3897 - 4000K Day White

EAN Code
3800157621151



Watts:	18W	Beam Angle:	120°
Voltage/Frequency:	AC:220-240V,50Hz	No. of LED:	90
Luminous Flux:	1350lm	Material :	Stainless steel+metal+glass
LED Type:	SMD	Unit GW :	1.50KG
CRI:	>80	Life Span:	20,000h
PF:	≥0.8	Size :	985 x 55 x 65mm

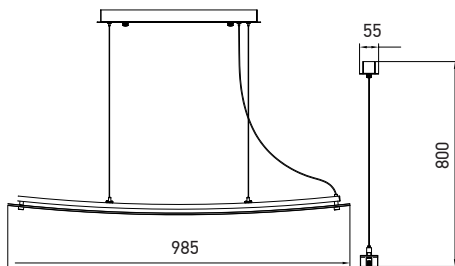


BOX QTY.

06

SKU
3898 - 4000K Day White


EAN Code
3800157621168



Glass Hanging Pendant

18W VT-7020

Watts:	18W	Beam Angle:	120°
Voltage/Frequency:	AC:220-240V,50Hz	No. of LED:	90
Luminous Flux:	1350lm	Material :	Stainless steel+metal+glass
LED Type:	SMD	Unit GW :	1.98KG
CRI:	>80	Life Span:	20,000h
PF:	≥0.8	Size :	985 x 55 x 800mm



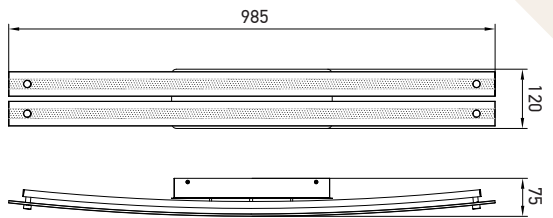
BOX QTY.
06

SKU
3899 - 4000K Day White

Glass Ceiling Surface

36W VT-7038

EAN Code
3800157621175





Watts:	36W	Beam Angle:	120°
Voltage/Frequency:	AC:220-240V,50Hz	No. of LED:	180
Luminous Flux:	2700lm	Material :	Stainless steel+metal+glass
LED Type:	SMD	Unit GW :	3.53KG
CRI:	>80	Life Span:	20,000h
PF:	≥0.8	Size :	985 x 120 x75mm



Modern Circular

Chandeliers & Pendants

With Built in LED lights



NEW

Gold Lampshade

7W VT-7333

BOX QTY. **12**

SKU

3934 - 3000k Warm White
3928 - 4000K Day White

EAN Code

3800157628952
3800157626569

White Lampshade

7W VT-7333

BOX QTY. **12**

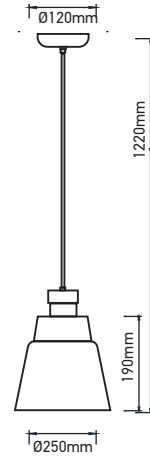
SKU

3935 - 3000k Warm White
3929 - 4000K Day White

EAN Code

3800157628969
3800157626576

Watts:	7W	Beam Angle:	120°
Voltage/Frequency:	AC:220-240V,50Hz	No. of LED:	14
Luminous Flux:	400lm	Material :	Iron+Arylic
LED Type:	SMD	Unit GW :	1.4KG
CRI:	>80	Life Span:	30,000h
PF:	≥0.5	Size :	ø120 x H190mm



NEW

Gold Lampshade

7W VT-7444

SKU

3936 - 3000k Warm White

3930 - 4000K Day White

BOX QTY. **08**

EAN Code

3800157628976

3800157626583

White Lampshade

7W VT-7444

SKU

3937 - 3000k Warm White

3931 - 4000K Day White

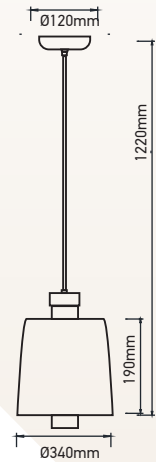


BOX QTY. **08**

EAN Code

3800157628983

3800157626590

Watts:	7W	Beam Angle:	120°
Voltage/Frequency:	AC:220-240V,50Hz	No. of LED:	14
Luminous Flux:	400lm	Material :	Iron+Acrylic
LED Type:	SMD	Unit GW :	1.9KG
CRI:	>80	Life Span:	30,000h
PF:	≥0.5	Size :	ø250 x H190mm



NEW

Gold Lampshade

7W VT-7666

BOX QTY.
04

SKU

3938 - 3000K Warm White
3932 - 4000K Day White

EAN Code

3800157628990
3800157626606

White Lampshade

7W VT-7666

BOX QTY.
04

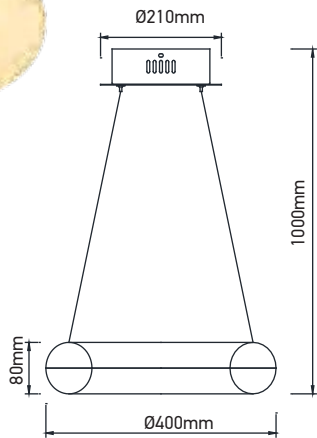
SKU

3939 - 3000K Warm White
3933 - 4000K Day White

EAN Code

3800157629003
3800157626613

Watts:	7W	Beam Angle:	120°
Voltage/Frequency:	AC:220-240V,50Hz	No. of LED:	14
Luminous Flux:	400lm	Material :	Iron+Arylic
LED Type:	SMD	Unit GW :	2.4KG
CRI:	>80	Life Span:	30,000h
PF:	≥0.5	Size :	ø340 x H190mm



SKU
3874 - 3000K Warm White

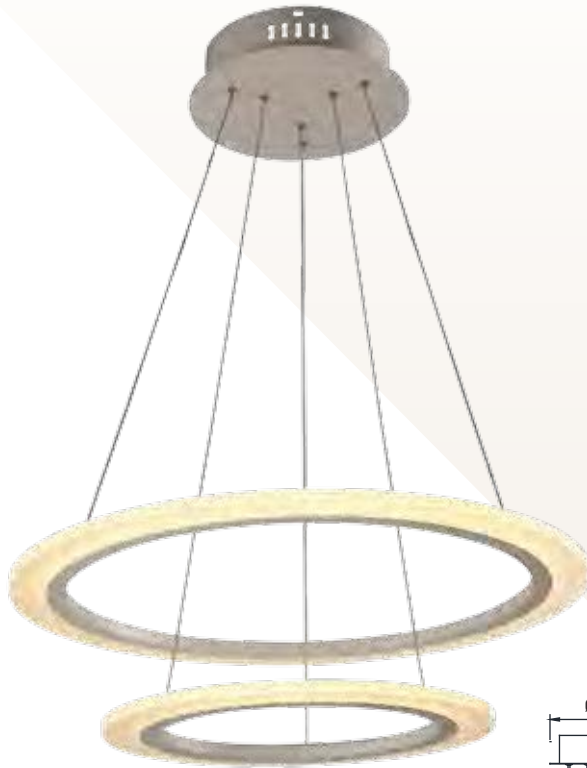
BOX QTY.
02

EAN Code
3800157620888

Soft Light Chandelier

40W VT-40-1

Watts:	40W	Beam Angle:	120°
Voltage/Frequency:	AC100-240V/50HZ	No. of LED:	240pcs
Luminous Flux:	2800lm	Material :	Steel+PC
LED Type:	SMD-2835	Unit GW :	3.90kgs
CRI:	>80	Life Span:	20,000h
PF:	>0.9		

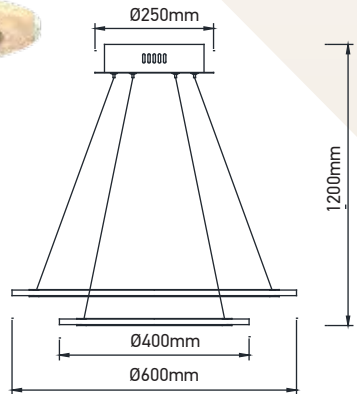


BOX QTY.

02

SKU
3872 - 3000K Warm White

EAN Code
3800157620864



Soft Light Chandelier (Slim 2 Step)

60W VT-60-2

Watts:	60W	Beam Angle:	120°
Voltage/Frequency:	AC100-240V/50HZ	No. of LED:	340pcs
Luminous Flux:	4200lm	Material :	Acrylic+Aluminum+Steel
LED Type:	SMD-2835	Unit GW :	5.8kgs
CRI:	>80	Life Span:	20,000h
PF:	>0.9		



NEW

TRIAC Dimmable

Soft Light Chandelier (Slim 3 Step)

70W VT-70-3D

3904 - 3000K Warm White
3905 - 4000K Day White

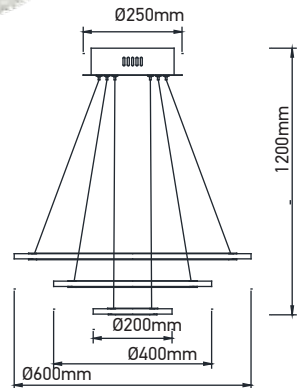
EAN Code
3800157624633
3800157624640

70W VT-70-3


3873 - 3000K Warm White

EAN Code
3800157620871

BOX QTY.
02



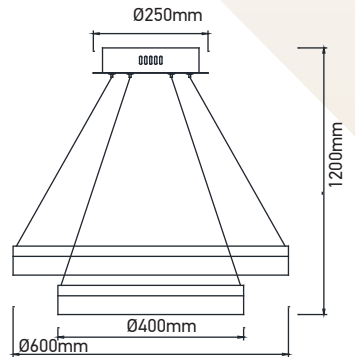
Watts:	70W	Beam Angle:	120°
Voltage/Frequency:	AC100-240V/50HZ	No. of LED:	360pcs
Luminous Flux:	4900lm	Material :	Acrylic+Aluminum
LED Type:	SMD-2835	Unit GW :	3.50 kgs
CRI:	>80	Life Span:	20,000h
PF:	>0.9		



BOX QTY.
 **02**

SKU
3870 - 3000K Warm White


EAN Code
 3800157620840



Soft Light Chandelier (2 Step)

70W VT-70-2

Watts:	70W	Beam Angle:	120°
Voltage/Frequency:	AC:100-240V/50HZ	No. of LED:	420pcs
Luminous Flux:	4900lm	Material :	Acrylic+Aluminum
LED Type:	SMD	Unit GW :	3.50 kgs
CRI:	>80	Life Span:	20,000h
PF:	>0.9		



NEW

TRIAC Dimmable

Soft Light Chandelier (3 Step)

80W VT-80-3D

3906 - 3000K Warm White
3907 - 4000K Day White

EAN Code

3800157624657
3800157624664

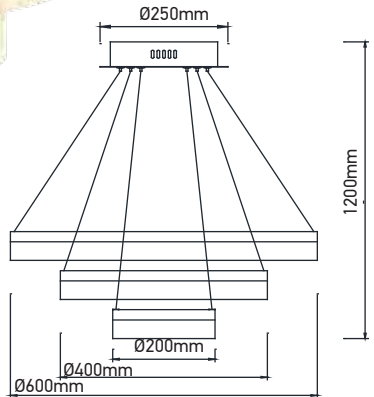
80W VT-80-3

3871 - 3000K Warm White

EAN Code

3800157620857

BOX QTY.
 **02**



Watts:	80W	Beam Angle:	120°
Voltage/Frequency:	AC:100-240V/50HZ	No. of LED:	510pcs
Luminous Flux:	5600lm	Material :	Acrylic+Aluminum
LED Type:	SMD	Unit GW :	4.7kgs
CRI:	>80	Life Span:	20,000h
PF:	>0.9		



NEW

TRIAC Dimmable

Soft Light Chandelier (3 Step)

SURFACE

85W VT-85-3D

- 3910 - 3000K Warm White
- 3911 - 4000K Day White

EAN Code
3800157624695
3800157624701

BOX QTY.
 02

Watts:	85W	Beam Angle:	120°
Voltage/Frequency:	AC:100-240V/50HZ	No. of LED:	510pcs
Luminous Flux:	5900lm	Material :	Acrylic+Aluminum
LED Type:	SMD	Unit GW :	5.5kgs
CRI:	>80	Life Span:	30,000h
PF:	>0.9		

SKU Index

SKU	P-No.	SKU	P-No.	SKU	P-No.	SKU	P-No.	SKU	P-No.	SKU	P-No.
135	6	178	2	1210	347	1273	334	1320	344	1363	311
136	6	179	2	1223	347	1274	334	1321	344	1364	311
137	6	187	8	1229	325	1275	334	1322	344	1365	311
138	6	188	8	1230	325	1276	335	1323	344	1366	312
139	6	400	11	1231	325	1277	335	1324	344	1367	312
140	6	401	11	1232	325	1278	335	1325	344	1368	312
141	6	402	11	1233	323	1279	335	1326	342	1369	382
142	6	403	9	1234	323	1281	354	1327	342	1370	362
143	6	404	9	1235	323	1282	354	1328	342	1371	362
144	5	405	9	1236	323	1284	348	1329	342	1372	362
145	5	406	11	1237	323	1285	327	1330	342	1373	362
146	5	407	11	1238	323	1286	327	1331	342	1374	362
147	7	408	11	1241	325	1287	327	1332	318	1375	362
148	7	409	9	1242	325	1288	340	1333	318	1376	363
149	7	410	9	1243	226	1289	340	1334	318	1377	363
150	7	411	9	1244	226	1292	322	1335	318	1378	363
151	7	412	12	1245	226	1293	322	1336	318	1379	363
152	7	413	12	1246	226	1294	322	1337	318	1380	363
153	7	414	12	1247	226	1295	322	1338	319	1381	363
154	7	415	10	1248	226	1296	322	1339	319	1382	312
155	7	416	10	1249	326	1297	322	1340	319	1383	312
156	2	417	10	1250	326	1298	321	1341	367	1384	312
157	2	418	12	1251	326	1299	321	1342	367	1385	312
158	2	419	12	1252	326	1300	321	1343	368	1388	351
159	3	420	10	1253	326	1301	321	1344	368	1389	351
160	3	421	10	1254	326	1302	321	1345	365	1390	351
161	3	422	13	1255	327	1303	321	1346	365	1391	351
162	3	423	13	1256	327	1304	340	1347	366	1392	352
163	3	520	13	1257	327	1305	340	1348	366	1393	352
164	3	521	13	1259	360	1306	340	1349	358	1394	352
165	5	1100	336	1260	360	1307	340	1350	359	1395	352
166	5	1103	336	1261	360	1308	350	1351	359	1396	352
167	5	1106	337	1262	360	1309	350	1352	359	1397	352
168	4	1113	339	1263	357	1310	350	1353	359	1398	345
169	4	1115	339	1264	357	1311	350	1354	381	1399	345
170	4	1118	339	1265	357	1312	350	1355	381	1400	345
171	5	1165	337	1266	356	1313	350	1356	382	1401	345
172	5	1191	324	1267	356	1314	343	1357	314	1402	345
173	5	1192	324	1268	356	1315	343	1358	314	1403	345
174	4	1202	324	1269	359	1316	343	1359	314	1404	346
175	4	1207	347	1270	334	1317	343	1360	310	1405	346
176	4	1208	347	1271	334	1318	343	1361	310	1406	346
177	2	1209	347	1272	334	1319	343	1362	310	1407	346

SKU Index

SKU	P-No.	SKU	P-No.	SKU	P-No.	SKU	P-No.	SKU	P-No.	SKU	P-No.
1408	346	2015	290	2165	286	2550	284	3307	299	3510	295
1409	346	2016	290	2166	286	2551	284	3312	299	3511	295
1410	316	2025	291	2350	295	2552	292	3317	299	3512	295
1411	316	2027	291	2351	295	2553	292	3318	299	3522	330
1412	317	2030	291	2352	295	3009	300	3319	300	3523	330
1413	317	2031	290	2353	295	3018	300	3320	299	3524	330
1414	353	2032	290	2354	295	3056	305	3321	300	3525	330
1415	353	2034	290	2355	295	3057	305	3322	300	3526	330
1657	96	2035	290	2356	295	3095	307	3326	300	3527	331
1658	96	2036	290	2403	292	3096	307	3327	300	3528	331
1659	96	2037	291	2404	292	3097	307	3328	300	3529	331
1663	97	2038	291	2405	292	3101	307	3331	294	3543	328
1664	97	2039	291	2430	292	3106	192	3333	294	3544	328
1665	97	2041	290	2431	292	3107	192	3334	294	3547	329
1666	96	2042	291	2459	292	3108	192	3420	94	3548	329
1667	96	2043	290	2460	288	3109	192	3423	126	3553	329
1668	96	2044	291	2461	286	3110	192	3469	121	3554	328
1669	98	2118	288	2462	286	3214	307	3470	121	3555	328
1670	98	2120	289	2463	286	3215	307	3471	121	3556	328
1671	98	2122	289	2512	293	3226	305	3472	122	3559	331
1672	96	2124	288	2513	293	3227	305	3473	122	3560	331
1673	96	2126	289	2514	293	3228	305	3474	122	3565	331
1674	96	2128	289	2515	293	3229	305	3475	540	3566	331
1679	102	2133	288	2516	293	3230	305	3476	540	3567	329
1680	102	2135	288	2517	293	3231	306	3477	540	3569	328
1681	102	2137	289	2518	294	3232	306	3478	540	3570	329
1682	98	2138	289	2527	294	3233	306	3479	540	3574	329
1683	98	2143	289	2529	294	3234	307	3480	540	3575	229
1684	98	2144	288	2531	294	3235	307	3481	540	3576	229
1685	101	2145	288	2535	298	3236	307	3482	540	3577	229
1686	101	2148	289	2536	298	3237	308	3483	540	3578	174
1687	101	2149	289	2537	298	3238	308	3484	540	3581	229
1688	98	2150	289	2538	298	3239	308	3485	540	3582	229
1689	98	2151	289	2539	298	3240	308	3486	540	3583	229
1690	98	2152	289	2540	298	3243	304	3500	295	3584	117
1693	97	2153	289	2541	298	3244	304	3501	295	3585	117
1694	97	2155	289	2542	298	3246	304	3502	295	3586	117
1695	97	2156	289	2543	298	3247	304	3503	295	3587	125
2002	291	2159	292	2544	285	3248	307	3504	295	3588	125
2005	290	2161	287	2545	285	3249	308	3505	295	3589	125
2009	290	2162	287	2546	285	3300	299	3507	295	3590	125
2011	290	2163	287	2548	284	3303	299	3508	295	3591	125
2013	290	2164	286	2549	284	3304	299	3509	295	3592	125

SKU Index

SKU	P-No.	SKU	P-No.	SKU	P-No.	SKU	P-No.	SKU	P-No.	SKU	P-No.
3593	117	3644	118	3702	520	3747	538	3794	539	3837	517
3594	117	3645	118	3703	399	3748	538	3795	537	3838	517
3595	124	3646	118	3704	399	3749	538	3796	537	3839	529
3596	124	3647	118	3705	501	3750	538	3797	537	3840	533
3597	124	3648	115	3706	501	3751	527	3798	537	3841	533
3598	124	3649	115	3707	499	3752	527	3799	537	3842	533
3599	119	3650	115	3708	499	3753	528	3800	537	3843	533
3600	119	3651	115	3709	498	3754	529	3801	537	3844	533
3601	119	3652	115	3710	496	3755	539	3802	537	3845	528
3602	119	3653	115	3711	497	3756	521	3803	536	3847	507
3603	119	3654	116	3712	498	3757	521	3804	536	3848	507
3604	119	3655	330	3713	497	3758	504	3805	536	3849	506
3605	120	3656	330	3714	500	3759	503	3806	536	3850	508
3606	120	3663	300	3715	500	3760	504	3807	536	3851	394
3607	120	3664	114	3716	502	3761	522	3808	536	3851	512
3608	120	3665	114	3717	502	3762	522	3809	536	3852	394
3609	120	3666	114	3720	532	3763	523	3810	536	3852	512
3610	120	3667	114	3721	532	3764	523	3811	534	3853	509
3611	121	3668	282	3722	532	3765	524	3812	534	3854	509
3612	121	3669	122	3723	532	3766	524	3813	534	3855	510
3613	123	3673	94	3724	532	3767	530	3814	535	3856	511
3614	123	3673	540	3725	532	3768	530	3815	535	3857	511
3615	123	3674	116	3726	482	3769	530	3816	518	3858	510
3616	123	3675	113	3727	482	3770	530	3817	518	3859	495
3617	126	3676	113	3728	486	3771	530	3818	483	3860	495
3618	126	3677	113	3729	486	3772	531	3819	483	3861	488
3619	126	3678	191	3730	476	3773	531	3820	485	3862	488
3620	126	3679	191	3731	481	3774	531	3821	491	3863	487
3621	174	3680	110	3732	480	3775	531	3822	490	3864	487
3622	174	3681	110	3733	481	3776	531	3823	491	3865	472
3623	174	3682	110	3734	480	3777	539	3824	492	3866	471
3624	282	3683	111	3735	477	3782	539	3825	492	3867	472
3625	299	3684	111	3736	476	3783	539	3826	493	3868	505
3627	109	3685	111	3737	479	3784	539	3827	493	3869	505
3628	109	3686	112	3738	477	3785	539	3828	494	3870	560
3629	109	3687	112	3739	478	3786	539	3829	494	3871	561
3630	108	3688	112	3740	479	3787	539	3830	485	3872	558
3631	108	3689	122	3741	478	3788	539	3831	513	3873	559
3632	108	3690	122	3742	538	3789	539	3832	513	3874	557
3640	116	3691	116	3743	538	3790	539	3833	514	3875	473
3641	116	3692	116	3744	538	3791	539	3834	514	3876	474
3642	118	3700	519	3745	538	3792	539	3835	516	3877	474
3643	118	3701	520	3746	538	3793	539	3836	516	3878	473

SKU Index

SKU	P-No.	SKU	P-No.	SKU	P-No.	SKU	P-No.	SKU	P-No.	SKU	P-No.
3879	468	3927	515	4227	29	4343	37	4429	89	4483	79
3880	468	3928	554	4228	30	4344	37	4430	89	4484	79
3883	469	3929	554	4229	30	4351	39	4431	88	4485	79
3884	475	3930	555	4230	30	4352	39	4432	88	4486	77
3885	475	3931	555	4241	38	4353	39	4433	51	4487	77
3886	475	3932	556	4242	46	4354	39	4434	51	4488	77
3887	470	3933	556	4243	46	4361	70	4435	51	4489	72
3888	470	3934	554	4244	47	4362	70	4437	104	4490	72
3889	489	3935	554	4246	46	4363	82	4438	104	4491	72
3890	542	3936	555	4247	42	4364	81	4439	104	4492	76
3891	543	3937	555	4248	42	4365	85	4440	35	4493	76
3892	544	3938	556	4249	42	4366	89	4441	34	4494	76
3893	545	3939	556	4250	44	4367	87	4442	33	4495	76
3894	546	4061	227	4251	44	4368	69	4443	33	4496	76
3895	546	4062	227	4252	44	4369	45	4444	85	4497	76
3896	550	4084	227	4253	50	4388	88	4445	85	4498	68
3897	550	4086	227	4254	51	4389	45	4446	85	4499	66
3898	551	4099	227	4255	227	4390	45	4447	25	4737	224
3899	552	4106	227	4256	227	4394	92	4448	25	4738	224
3900	547	4122	36	4257	227	4399	93	4449	25	4739	223
3901	547	4123	43	4258	38	4406	83	4453	31	4740	223
3902	549	4124	43	4259	81	4407	83	4454	31	4741	224
3903	549	4138	46	4272	82	4408	83	4455	31	4742	224
3904	559	4140	47	4273	50	4409	83	4456	31	4743	223
3905	559	4156	39	4274	50	4410	83	4457	31	4744	223
3906	561	4160	41	4275	30	4411	83	4458	31	4745	224
3907	561	4162	41	4276	50	4412	83	4459	24	4746	224
3910	562	4164	39	4277	50	4413	86	4460	24	4759	223
3911	562	4166	36	4278	50	4414	86	4461	24	4760	223
3912	393	4174	43	4300	92	4415	230	4463	104	4791	414
3913	393	4207	41	4301	86	4416	230	4464	104	4797	210
3914	393	4209	29	4302	89	4417	230	4465	104	4798	210
3916	548	4213	38	4303	82	4418	230	4472	68	4800	214
3917	548	4215	38	4304	93	4419	230	4473	62	4801	214
3918	548	4216	36	4305	93	4420	230	4474	73	4802	214
3919	548	4217	35	4306	90	4421	70	4475	73	4803	213
3920	525	4219	46	4307	87	4422	94	4476	73	4804	213
3921	525	4220	46	4308	88	4423	94	4477	73	4805	213
3922	525	4221	47	4324	33	4424	94	4478	73	4806	214
3923	526	4223	228	4339	47	4425	92	4479	73	4807	214
3924	526	4224	228	4340	47	4426	92	4480	78	4808	214
3925	526	4225	228	4341	47	4427	90	4481	78	4809	213
3926	484	4226	29	4342	37	4428	90	4482	78	4810	213

SKU Index

SKU	P-No.	SKU	P-No.	SKU	P-No.	SKU	P-No.	SKU	P-No.	SKU	P-No.
4811	213	4872	199	4932	207	5052	358	5116	301	5498	276
4812	214	4873	199	4933	207	5053	357	5117	301	5499	277
4813	214	4874	199	4934	207	5054	357	5118	301	5500	277
4814	214	4887	201	4935	207	5055	356	5119	301	5532	262
4815	213	4888	201	4936	207	5056	356	5120	301	5534	262
4816	213	4889	201	4937	208	5057	355	5121	301	5537	262
4817	213	4890	222	4938	208	5058	355	5122	301	5538	262
4818	204	4891	222	4939	208	5059	355	5123	301	5546	263
4819	204	4892	222	4940	208	5068	247	5124	302	5548	263
4820	204	4893	222	4941	208	5069	247	5125	302	5549	263
4821	204	4894	222	4942	208	5070	247	5126	302	5550	256
4822	204	4895	222	4943	209	5071	247	5127	302	5551	256
4823	204	4896	222	4944	209	5072	247	5128	302	5552	256
4824	205	4897	222	4945	209	5073	247	5129	302	5554	263
4825	205	4898	222	4946	209	5074	247	5130	302	5555	263
4826	205	4904	211	4947	209	5075	247	5131	302	5557	265
4827	205	4905	211	4948	209	5076	247	5132	302	5558	265
4828	205	4906	211	4949	210	5077	379	5133	302	5559	265
4829	205	4907	212	4965	354	5078	385	5134	302	5560	265
4830	206	4908	212	4966	354	5079	385	5135	302	5562	353
4831	206	4909	212	4967	379	5081	386	5136	302	5563	353
4832	206	4910	211	4968	380	5082	386	5137	302	5564	353
4833	206	4911	211	4973	359	5083	386	5138	302	5565	353
4834	206	4912	211	4980	359	5084	383	5139	302	5566	351
4835	206	4913	212	4982	380	5085	383	5140	302	5567	351
4854	198	4914	212	4987	243	5086	376	5468	281	5570	348
4855	198	4915	212	4988	243	5087	376	5472	280	5571	384
4856	198	4916	211	4989	243	5088	377	5475	280	5572	384
4857	198	4917	211	4990	243	5089	377	5476	280	5573	266
4858	198	4918	211	4991	243	5090	378	5479	281	5574	266
4859	198	4919	212	4992	243	5091	378	5481	279	5575	266
4860	199	4920	212	4993	243	5092	338	5482	279	5576	266
4861	199	4921	212	4994	243	5093	338	5487	274	5577	267
4862	199	4922	221	4995	243	5094	338	5488	274	5578	267
4863	200	4923	221	4996	358	5095	339	5489	274	5579	267
4864	200	4924	221	4997	360	5096	339	5490	274	5580	267
4865	200	4925	221	4998	358	5097	339	5491	275	5581	268
4866	200	4926	221	4999	360	5098	338	5492	275	5582	268
4867	200	4927	221	5031	210	5099	338	5493	275	5583	268
4868	200	4928	221	5032	210	5107	338	5494	275	5584	268
4869	201	4929	221	5033	210	5108	338	5495	276	5585	257
4870	201	4930	221	5050	358	5109	338	5496	276	5586	257
4871	201	4931	207	5051	358	5110	338	5497	276	5587	257

SKU Index

SKU	P-No.	SKU	P-No.	SKU	P-No.	SKU	P-No.	SKU	P-No.	SKU	P-No.
5588	257	5701	163	5803	158	5852	140	5908	147	5960	151
5589	258	5702	163	5804	156	5853	140	5909	131	5961	149
5590	258	5713	142	5805	156	5854	140	5910	131	5962	149
5591	258	5715	162	5806	156	5855	130	5911	137	5963	149
5592	258	5716	163	5808	128	5857	130	5912	137	5964	151
5593	259	5717	163	5809	128	5858	133	5913	141	5965	151
5594	259	5718	142	5811	132	5859	133	5914	141	5966	151
5595	259	5723	162	5813	135	5860	133	5915	172	5967	149
5596	259	5726	168	5814	135	5861	136	5916	172	5968	149
5597	272	5731	143	5815	135	5862	136	5917	166	5969	149
5598	272	5732	143	5816	139	5863	136	5927	152	5970	130
5599	270	5735	165	5817	139	5864	140	5928	152	5971	130
5600	270	5745	166	5818	139	5866	140	5929	152	5972	130
5601	270	5746	160	5819	159	5875	144	5930	152	6019	177
5602	270	5747	160	5820	159	5876	144	5931	153	6026	184
5603	271	5749	160	5821	159	5877	144	5932	153	6029	177
5604	271	5750	160	5822	157	5878	144	5933	153	6052	248
5605	271	5752	161	5823	157	5879	144	5934	169	6053	248
5606	271	5753	161	5824	157	5880	144	5935	169	6054	248
5607	260	5754	161	5825	129	5881	145	5936	170	6055	248
5608	260	5755	165	5826	129	5882	145	5937	170	6056	248
5609	264	5756	160	5827	129	5883	145	5938	171	6057	248
5610	264	5758	161	5830	132	5884	145	5939	171	6062	254
5611	264	5760	142	5832	135	5885	145	5940	150	6151	248
5612	264	5766	142	5833	135	5886	145	5941	150	6166	246
5613	264	5776	131	5834	139	5887	146	5942	150	6167	246
5614	264	5779	134	5835	139	5888	146	5943	148	6168	246
5661	154	5782	138	5836	139	5889	146	5944	148	6169	246
5662	154	5783	158	5837	159	5890	146	5945	148	6170	246
5663	154	5784	158	5838	159	5891	146	5946	150	6171	246
5664	154	5785	158	5839	159	5892	147	5947	150	6172	246
5665	154	5786	156	5840	157	5893	147	5948	150	6173	246
5666	154	5787	156	5841	157	5894	164	5949	148	6174	246
5667	154	5788	156	5842	157	5895	164	5950	148	6179	254
5668	154	5789	128	5843	129	5896	174	5951	148	6184	253
5669	154	5790	128	5844	129	5897	174	5952	150	6185	253
5691	165	5791	128	5845	129	5898	144	5953	150	6198	253
5692	165	5796	134	5846	133	5899	144	5954	150	6199	253
5696	168	5797	134	5847	133	5900	144	5955	148	6200	253
5697	162	5799	138	5848	133	5904	145	5956	148	6201	253
5698	162	5800	138	5849	136	5905	145	5957	148	6202	245
5699	163	5801	158	5850	136	5906	145	5958	151	6203	245
5700	163	5802	158	5851	136	5907	147	5959	151	6217	178

SKU Index

SKU	P-No.	SKU	P-No.	SKU	P-No.	SKU	P-No.	SKU	P-No.	SKU	P-No.
6221	178	6284	252	6334	215	6380	182	6424	199	7069	423
6222	178	6285	252	6335	215	6381	182	6425	185	7070	421
6229	234	6286	252	6336	215	6384	183	6426	185	7071	421
6230	234	6287	252	6337	217	6385	183	6427	185	7072	426
6231	234	6292	198	6338	217	6386	183	6427	193	7073	426
6236	179	6293	198	6339	217	6386	186	6428	202	7074	429
6237	179	6294	198	6340	215	6387	250	6429	202	7075	429
6238	180	6295	200	6341	215	6388	250	6430	202	7076	417
6239	180	6296	200	6342	215	6389	241	6431	202	7077	417
6240	179	6297	200	6343	217	6390	241	6432	187	7078	440
6241	179	6299	236	6344	217	6391	241	6433	187	7079	440
6242	179	6301	236	6345	217	6392	234	6434	241	7080	440
6250	238	6302	236	6346	216	6393	234	6435	241	7081	441
6251	238	6303	236	6347	216	6394	234	7033	390	7082	441
6253	244	6304	236	6348	216	6395	251	7034	389	7083	441
6254	244	6305	236	6349	218	6396	251	7035	391	7084	451
6256	183	6306	236	6350	218	6397	251	7039	390	7085	451
6257	183	6307	236	6351	218	6398	251	7040	390	7086	451
6258	183	6308	236	6352	216	6399	250	7042	389	7087	440
6260	186	6309	235	6353	216	6400	250	7043	389	7088	440
6261	186	6310	235	6354	216	6401	196	7044	231	7089	440
6262	235	6311	244	6355	218	6402	196	7045	231	7090	441
6263	235	6312	244	6356	218	6403	196	7046	419	7091	441
6264	235	6313	237	6357	218	6404	196	7047	419	7092	441
6265	235	6314	237	6358	219	6405	196	7050	394	7093	451
6266	254	6315	237	6359	219	6406	196	7051	391	7094	451
6267	254	6316	237	6360	219	6407	196	7052	391	7095	451
6268	193	6318	238	6361	220	6408	196	7053	392	7096	402
6269	176	6319	238	6362	220	6409	196	7054	392	7097	402
6269	179	6320	238	6363	220	6410	197	7055	398	7098	388
6269	193	6321	238	6364	219	6411	197	7056	398	7099	388
6270	193	6322	239	6365	219	6412	197	7057	429	7100	67
6271	193	6323	239	6366	219	6413	197	7058	427	7101	71
6272	235	6324	239	6367	220	6414	197	7059	427	7102	71
6273	235	6325	240	6368	220	6415	197	7060	430	7103	71
6276	224	6326	240	6369	220	6416	197	7061	430	7104	72
6277	223	6327	191	6370	219	6417	197	7062	431	7105	72
6278	224	6328	193	6371	219	6418	197	7063	431	7106	72
6279	223	6329	184	6372	219	6419	176	7064	416	7107	74
6280	224	6330	181	6373	220	6420	176	7065	416	7108	74
6281	223	6331	181	6374	220	6421	176	7066	422	7109	74
6282	252	6332	186	6375	220	6422	199	7067	422	7110	75
6283	252	6333	186	6376	180	6423	199	7068	423	7111	75

SKU Index

SKU	P-No.	SKU	P-No.	SKU	P-No.	SKU	P-No.	SKU	P-No.	SKU	P-No.
7112	75	7173	40	7220	59	7270	100	7308	21	7353	28
7113	65	7174	40	7221	33	7271	100	7308	99	7354	28
7114	65	7175	40	7222	33	7272	52	7309	17	7355	15
7115	65	7176	75	7223	33	7273	52	7310	100	7356	15
7116	66	7177	75	7224	24	7274	52	7311	100	7357	44
7121	23	7178	77	7225	84	7275	52	7312	100	7358	44
7123	45	7179	77	7226	84	7276	52	7313	54	7359	44
7124	45	7180	77	7229	33	7277	52	7314	54	7360	15
7125	45	7181	78	7230	35	7278	53	7317	25	7361	15
7126	101	7182	78	7231	35	7279	53	7318	38	7362	42
7127	101	7183	78	7232	34	7280	53	7319	38	7363	42
7128	101	7184	79	7233	34	7281	53	7320	38	7364	42
7132	54	7185	79	7234	228	7282	19	7321	44	7365	19
7133	54	7186	79	7235	228	7283	20	7322	44	7366	18
7134	54	7187	80	7236	228	7284	19	7323	44	7367	18
7142	64	7188	80	7237	40	7285	17	7324	16	7368	20
7143	64	7189	80	7238	40	7286	17	7325	16	7401	32
7144	64	7190	80	7239	40	7287	17	7326	16	7403	32
7145	62	7191	80	7240	28	7288	17	7327	58	7404	32
7146	61	7196	36	7241	28	7289	17	7328	58	7405	32
7147	61	7197	36	7242	28	7290	17	7329	103	7406	32
7148	61	7198	36	7243	106	7291	15	7330	103	7410	91
7150	23	7199	43	7244	106	7292	15	7331	103	7411	91
7151	23	7200	43	7245	106	7293	15	7332	103	7412	91
7152	79	7201	43	7246	27	7294	16	7333	103	7413	91
7153	79	7202	41	7251	63	7295	16	7334	103	7414	85
7154	79	7203	41	7252	63	7296	16	7335	57	7500	410
7155	69	7204	41	7253	106	7297	16	7336	57	7501	410
7156	69	7205	106	7254	106	7298	16	7337	105	7502	410
7157	68	7206	106	7255	106	7299	16	7338	105	7503	410
7158	55	7207	106	7256	40	7300	18	7339	105	7504	411
7159	55	7208	49	7257	40	7301	18	7340	21	7505	411
7160	55	7209	49	7258	40	7302	18	7340	105	7506	411
7161	55	7210	49	7260	29	7303	21	7341	26	7507	411
7162	55	7211	48	7261	29	7303	99	7342	26	7508	413
7163	55	7212	49	7262	29	7304	21	7343	26	7509	413
7164	55	7213	49	7263	37	7304	99	7344	26	7510	413
7165	55	7214	49	7264	37	7305	21	7346	35	7511	413
7166	55	7215	48	7265	37	7305	99	7348	35	7512	413
7167	102	7216	60	7266	27	7306	21	7349	29	7513	418
7168	102	7217	60	7267	27	7306	99	7350	29	7514	418
7169	102	7218	59	7268	27	7307	21	7351	29	7515	414
7170	84	7219	59	7269	100	7307	99	7352	28	7516	414

SKU Index

SKU	P-No.	SKU	P-No.	SKU	P-No.	SKU	P-No.	SKU	P-No.		
7517	414	8208	450	8252	459	8295	437	9982	296	60256	177
7518	414	8209	434	8253	459	8296	437	9983	296	60266	184
7519	424	8210	434	8254	460	8297	437	9984	296	60276	184
7520	424	8211	434	8255	460	8298	437	9985	296	60286	177
7521	425	8212	434	8256	460	8299	437	9986	296	60303	194
7522	425	8213	435	8257	460	8300	437	9987	296	60696	184
7523	404	8214	435	8258	461	8301	443	9989	189	62186	178
7524	445	8215	435	8259	461	8302	443	9990	297	62196	178
7525	445	8216	435	8260	461	8303	443	9991	297	62206	178
7526	445	8217	444	8261	461	8304	443	9992	297	62366	179
7527	445	8218	444	8262	456	8305	443	9993	297	62376	179
7529	428	8219	444	8263	456	8306	443	9994	297	62406	179
7530	428	8220	444	8264	456	8307	454	9995	297	62416	179
7531	420	8221	453	8265	456	8308	454	9997	190	62426	179
7532	420	8222	453	8266	457	8309	454	9999	190	62436	180
8036	204	8223	453	8267	457	8310	454	11077	464	63776	179
8037	205	8224	453	8268	457	8500	388	11079	465	63786	180
8038	206	8225	452	8269	457	8501	395	11088	466	63796	180
8058	204	8226	452	8270	458	8502	396	36265	126	71001	67
8059	205	8227	452	8271	458	8503	397	42411	36	71011	71
8060	206	8228	452	8272	458	8504	395	42501	43	71031	71
8070	203	8229	407	8273	458	8505	396	42511	43	71041	72
8073	203	8230	408	8274	372	8506	397	42521	43	71071	74
8074	203	8231	408	8275	194	8507	400	42591	81	71081	74
8075	203	8232	450	8276	403	8508	400	43001	92	71091	74
8076	203	8233	449	8277	403	8514	392	43011	86	71811	78
8096	373	8234	449	8278	405	8515	392	43061	90	500081	466
8097	373	8235	449	8279	405	9104	173	43071	87	500082	466
8098	374	8236	449	8280	436	9546	173	43421	37		
8099	370	8237	449	8281	436	9852	404	43431	37		
8100	370	8238	449	8282	436	9853	404	43441	37		
8120	198	8239	446	8283	436	9854	404	43641	82		
8121	198	8240	446	8284	436	9944	332	43651	86		
8122	199	8241	446	8285	436	9945	332	43881	88		
8123	199	8242	446	8286	438	9947	297	44141	86		
8200	371	8243	446	8287	438	9952	332	44251	92		
8201	371	8244	446	8288	438	9953	332	44291	89		
8202	455	8245	448	8289	438	9954	332	44301	89		
8203	455	8246	448	8290	438	9955	332	44801	77		
8204	455	8247	448	8291	438	9968	190	44921	76		
8205	455	8249	372	8292	447	9969	189	44931	76		
8206	455	8250	459	8293	447	9970	190	44941	76		
8207	455	8251	459	8294	447	9981	296	60246	177		



Pol. Ind. Oeste
Calle Fortuna 5
30820 Alcantarilla
Murcia - España
Telf./Centralita +34968800008
mf@sitoran.com

